

Lotto Texas Jackpot Estimation Worksheet

Wednesday Date	Draw #	Advance	Sunday	Monday	Tuesday	Wednesday	Total Draw Sales	Wednesday Advertised Jackpot	Wed % of Total Draw Sales	% Change from Wednesday rolling to Saturday	Saturday Date	Draw #	Advance	Thursday	Friday	Saturday	Total Draw Sales	Sat Adv Jackpot	Sat % of Total Draw Sales	% Change from Saturday rolling to Wednesday
11/18/20	2924	91,188	83,852	133,270	193,057	546,344	1,047,711	8.25 M	52.1%	13.5%	11/21/20	2925	113,490	150,947	248,717	676,358	1,189,512	8.50 M	56.9%	-4.6%
11/25/20	2926	91,384	87,145	148,639	220,211	587,328	1,134,707	8.75 M	51.8%	-2.1%	11/28/20	2927	115,458	95,714	254,107	645,614	1,110,893	9.00 M	58.1%	-11.2%
12/02/20	2928	86,672	80,304	135,970	183,187	500,199	986,332	5.00 M	50.7%	12.8%	12/05/20	2929	112,423	138,216	231,682	630,388	1,112,709	5.25 M	56.7%	-9.4%
12/09/20	2930	89,249	81,611	128,688	187,057	521,543	1,008,148	5.50 M	51.7%	12.5%	12/12/20	2931	114,461	140,806	238,495	642,838	1,134,600	5.75 M	56.7%	-10.5%
12/16/20	2932	90,124	72,312	133,562	191,580	528,122	1,015,700	6.00 M	52.0%	14.3%	12/19/20	2933	114,798	148,985	258,288	639,156	1,161,227	6.25 M	55.0%	-0.8%
12/23/20	2934	92,255	89,947	154,424	232,284	583,387	1,152,297	6.50 M	50.6%	0.5%	12/26/20	2935	119,342	232,436	128,936	677,537	1,158,251	6.75 M	58.5%	5.0%
12/30/20	2936	90,569	92,101	165,422	254,844	613,748	1,216,684	7.00 M	50.4%	12.4%	01/02/21	2937	119,054	221,340	248,743	778,018	1,367,155	7.25 M	56.9%	-2.4%
01/06/21	2938	92,208	102,386	169,002	321,573	648,781	1,333,950	7.50 M	48.6%	17.2%	01/09/21	2939	121,053	181,571	382,950	878,113	1,563,687	7.75 M	56.2%	-9.1%
01/13/21	2940	97,426	78,349	177,617	340,527	727,494	1,421,413	5.00 M	51.2%	12.1%	01/16/21	2941	122,475	217,829	419,233	833,448	1,592,985	5.25 M	52.3%	-6.6%
01/20/21	2942	98,617	122,800	205,873	377,639	682,417	1,487,346	5.50 M	45.9%	-7.3%	01/23/21	2943	127,785	178,308	387,650	685,297	1,379,040	5.00 M	49.7%	-21.9%
01/27/21	2944	96,300	90,949	141,435	197,749	550,758	1,077,191	5.25 M	51.1%	11.6%	01/30/21	2945	118,660	153,286	254,764	675,913	1,202,623	5.50 M	56.2%	-7.8%
02/03/21	2946	92,003	92,234	149,896	209,598	565,126	1,108,857	5.75 M	51.0%	10.7%	02/06/21	2947	118,033	171,339	261,209	677,351	1,227,932	6.00 M	55.2%	-11.9%
02/10/21	2948	92,972	92,049	151,312	210,340	535,159	1,081,832	6.25 M	49.5%	3.8%	02/13/21	2949	117,546	149,303	269,862	585,706	1,122,417	5.00 M	52.2%	-57.8%
02/17/21	2950	92,894	68,956	2,161	93,028	216,796	473,835	5.25 M	45.8%	104.3%	02/20/21	2951	87,361	91,319	213,213	576,133	968,026	5.50 M	59.5%	1.9%
02/24/21	2952	85,960	86,641	138,763	185,401	489,831	986,596	5.75 M	49.6%	13.2%	02/27/21	2953	105,678	153,657	240,772	616,480	1,116,587	6.00 M	55.2%	-12.9%
03/03/21	2954	90,295	88,868	120,140	177,062	496,380	972,745	6.25 M	51.0%	11.7%	03/06/21	2955	108,839	141,780	225,815	610,141	1,086,575	6.50 M	56.2%	-10.2%
03/10/21	2956	91,713	85,119	124,733	175,702	497,948	975,215	6.75 M	51.1%	13.2%	03/13/21	2957	110,265	145,218	229,266	618,894	1,103,643	7.00 M	56.1%	-7.8%
03/17/21	2958	92,098	83,220	128,361	185,088	528,886	1,017,653	7.25 M	52.0%	10.8%	03/20/21	2959	110,262	151,087	238,582	627,177	1,127,108	7.50 M	55.6%	-7.7%
03/24/21	2960	92,976	93,956	129,345	191,192	532,336	1,039,805	7.75 M	51.2%	9.1%	03/27/21	2961	112,139	150,940	240,260	630,927	1,134,266	8.00 M	55.6%	-9.2%
03/31/21	2962	92,380	91,147	130,232	185,470	530,687	1,029,916	8.25 M	51.5%	12.5%	04/03/21	2963	109,771	162,230	254,148	633,019	1,159,168	8.50 M	54.6%	-11.4%
04/07/21	2964	89,653	75,058	139,374	191,140	532,364	1,027,589	8.75 M	51.8%	11.7%	04/10/21	2965	112,489	153,477	243,478	638,313	1,147,757	9.25 M	55.6%	-7.8%
04/14/21	2966	92,272	93,150	139,227	193,751	540,307	1,058,707	10.00 M	51.0%	11.1%	04/17/21	2967	112,836	153,195	248,844	661,678	1,176,553	10.50 M	56.2%	-9.3%
04/21/21	2968	90,902	95,302	137,702	198,276	544,863	1,067,045	11.00 M	51.1%	11.1%	04/24/21	2969	113,321	162,683	249,949	659,617	1,185,570	11.75 M	55.6%	-7.4%
04/28/21	2970	94,884	98,316	142,439	203,637	558,987	1,098,263	12.25 M	50.9%	11.0%	05/01/21	2971	112,705	158,948	266,088	680,813	1,218,554	13.00 M	55.9%	-7.2%
05/05/21	2972	90,493	101,048	148,767	218,765	572,000	1,131,073	13.50 M	50.6%		05/08/21	2973								

Est Sales: Wednesday		Est Draw Sales: Saturday	
50.2%	51.2%	8.3%	12.8%
563,564	586,568	1,224,952	1,275,850

*Estimated Support for Jackpot Prize	\$13,638,550
Less: Current Advertised Jackpot	\$13,500,000
Possible funds added to prize	138,550 Over

Estimated Cash Value \$10,184,836

If there is no jackpot prize ticket sold in tonight's drawing:	low	high
Estimated Total Draw Sales for the Current Roll Cycle	\$25,424,666	\$25,424,666
Estimated Sales for Next Draw	\$1,225,000	\$1,275,000
Estimated Total Draw Sales for the Roll Cycle	\$26,649,666	\$26,699,666
**Estimated Support for the Jackpot Prize In the Next Draw	\$14,295,677	\$14,322,498


Saturday Prospective Jackpot	\$14,000,000
Possible funds added to prize	\$295,677
Estimated Cash Value	\$10,562,052
Saturday Prospective Jackpot	\$14,250,000
Possible funds added to prize	\$45,677
Estimated Cash Value	\$10,750,660
Saturday Prospective Jackpot	\$14,500,000
**Amount necessary to fund prospective jackpot	(154,148)
Estimated Cash Value	\$10,939,268


If a Jackpot Prize ticket is sold in tonight's drawing


Current Interest Factor	1.3255
Previous Draw Factor	1.3310

Next Advertised Jackpot	5.00 M
Cash Value	3.77 M

Approval for Estimated Jackpot Amount to Advertise

14.25 M		5/5/21 10:16 AM
Jackpot Amount	Kathy Pyka Controller	Date

14.25 M		5/5/21 10:27 AM
Jackpot Amount	Ryan Mindell Lottery Operations Director	Date

14.25 M		5/5/21 10:37 AM
Jackpot Amount	Gary Grief Executive Director	Date

Estimated Support for Jackpot Prize = (Est. total draw sales in the roll cycle) x (Jackpot prize is 40.47% of draw sales)*(int factor)
*Estimated total draw sales may be adjusted to include promotional wagers associated with this game.
**If additional funds are required, funds will be taken from the State Lottery Account as identified in Government Code, § 466.355