

Lotto Texas Jackpot Estimation Worksheet

Monday Date	Draw #	Advance	Sunday	Monday	Total Draw Sales	Monday Advertised Jackpot	Mon % of Total Draw Sales	% Change from Monday rolling to Wednesday	Wednesday Date	Draw #	Advance	Tuesday	Wednesday	Total Draw Sales	Wednesday Advertised Jackpot	Wed % of Total Draw Sales	% Change from Wednesday rolling to Saturday	Saturday Date	Draw #	Advance	Thursday	Friday	Saturday	Total Draw Sales	Saturday Advertised Jackpot	Sat % of Total Draw Sales	% Change from Saturday rolling to Monday
08/23/2021	3004	0	117,221	303,203	420,424	12.00 M	72.1%	111.6%	08/25/2021	3005	50,319	229,799	609,482	889,600	12.50 M	68.5%	36.8%	08/28/2021	3006	83,004	170,101	273,266	691,021	1,217,392	13.00 M	56.8%	-56.5%
08/30/2021	3007	80,948	112,528	336,187	529,663	13.25 M	63.5%	73.3%	09/01/2021	3008	86,239	230,151	601,456	917,846	13.75 M	65.5%	31.6%	09/04/2021	3009	93,993	162,851	273,800	677,014	1,207,658	14.50 M	56.1%	-56.8%
09/06/2021	3010	83,372	115,145	323,515	522,032	14.75 M	62.0%	76.9%	09/08/2021	3011	90,354	221,282	611,684	923,320	15.25 M	66.2%	34.5%	09/11/2021	3012	102,157	163,842	274,810	701,271	1,242,080	16.00 M	56.5%	-51.3%
09/13/2021	3013	90,532	122,958	391,029	604,519	16.25 M	64.7%	56.6%	09/15/2021	3014	89,328	203,203	654,222	946,753	16.75 M	69.1%	36.0%	09/18/2021	3015	90,454	174,175	288,823	734,024	1,287,476	17.00 M	57.0%	-50.4%
09/20/2021	3016	80,921	124,265	433,801	638,987	17.50 M	67.9%	55.2%	09/22/2021	3017	91,490	240,075	660,349	991,914	18.00 M	66.6%	28.9%	09/25/2021	3018	98,135	173,188	279,296	728,075	1,278,694	18.75 M	56.9%	-45.3%
09/27/2021	3019	86,027	128,367	484,578	698,972	19.25 M	69.3%	46.8%	09/29/2021	3020	95,922	224,343	705,956	1,026,221	20.00 M	68.8%	46.0%	10/02/2021	3021	100,185	188,926	329,242	880,257	1,498,610	20.75 M	58.7%	-60.9%
10/04/2021	3022	89,784	112,621	383,577	585,982	5.00 M	65.5%	32.8%	10/06/2021	3023	97,630	180,634	499,954	778,218	5.25 M	64.2%	32.6%	10/09/2021	3024	92,301	143,424	219,113	577,427	1,032,265	5.50 M	55.9%	-57.3%
10/11/2021	3025	77,857	99,552	263,381	440,790	5.75 M	59.8%	74.4%	10/13/2021	3026	87,122	178,825	502,728	768,675	6.00 M	65.4%	34.6%	10/16/2021	3027	92,518	141,161	226,247	574,394	1,034,320	6.25 M	55.5%	-56.5%
10/18/2021	3028	80,533	101,544	267,843	449,920	6.50 M	59.5%	72.4%	10/20/2021	3029	88,882	180,826	505,884	775,592	6.75 M	65.2%	33.8%	10/23/2021	3030	93,544	143,430	225,858	575,233	1,038,065	7.00 M	55.4%	-55.4%
10/25/2021	3031	81,061	104,031	278,034	463,126	7.25 M	60.0%	67.1%	10/27/2021	3032	89,489	184,725	499,610	773,824	7.50 M	64.6%	36.5%	10/30/2021	3033	92,168	141,671	229,818	592,909	1,056,566	7.75 M	56.1%	-56.3%
11/01/2021	3034	76,223	107,866	277,264	461,353	8.00 M	60.1%	63.4%	11/03/2021	3035	87,017	178,273	488,771	754,061	8.25 M	64.8%	40.2%	11/06/2021	3036	90,471	141,460	230,000	595,000	1,056,931	8.50 M	56.3%	

Est Sales: Saturday		Est Draw Sales: Monday	
56.0%	57.0%	-56.0%	-51.2%
587,912	612,327	465,050	515,782

*Estimated Support for Jackpot Prize	\$5,969,333	
Less: Current Advertised Jackpot	\$8,500,000	
Difference	(2,530,667)	Under
**Amount necessary to fund advertised jackpot	1,967,859	
Estimated Cash Value	\$6,609,642	
If there is no jackpot prize ticket sold in tonight's drawing:	low	high
Estimated Total Draw Sales for the Current Roll Cycle	\$11,469,688	\$11,469,688
Estimated Sales for Next Draw	\$465,100	\$515,700
Estimated Total Draw Sales for the Roll Cycle	\$11,934,788	\$11,985,388
**Estimated Support for the Jackpot Prize In the Next Draw	\$6,211,392	\$6,237,726


Monday Prospective Jackpot	\$8,750,000
**Amount necessary to fund prospective jackpot	(1,974,034)
Estimated Cash Value	\$6,804,044
Monday Prospective Jackpot	\$9,000,000
**Amount necessary to fund prospective jackpot	(2,168,435)
Estimated Cash Value	\$6,998,445
Monday Prospective Jackpot	\$9,250,000
**Amount necessary to fund prospective jackpot	(2,362,837)
Estimated Cash Value	\$7,192,846


If a Jackpot Prize ticket is sold in tonight's drawing


Current Interest Factor	1.2860
Previous Draw Factor	1.2901

Next Advertised Jackpot	5.00 M
Cash Value	3.88 M

Approval for Estimated Jackpot Amount to Advertise

8.75 M		11/5/21 10:18 AM
Jackpot Amount	Kathy Pyka Controller	Date

8.75 M		11/5/21 10:18 AM
Jackpot Amount	Ryan Mindell Lottery Operations Director	Date

8.75 M		11/5/21 11:34 AM
Jackpot Amount	Gary Grief Executive Director	Date

Estimated Support for Jackpot Prize = (Est. total draw sales in the roll cycle) x (Jackpot prize is 40.47% of draw sales)*(int factor)
*Estimated total draw sales may be adjusted to include promotional wagers associated with this game.
**If additional funds are required, funds will be taken from the State Lottery Account as identified in Government Code, § 466.355