

Lotto Texas Jackpot Estimation Worksheet

| Monday Date | Draw # | Advance | Sunday | Monday | Total Draw Sales | Monday Advertised Jackpot | Mon % of Total Draw Sales | % Change from Monday rolling to Wednesday | Wednesday Date | Draw # | Advance | Tuesday | Wednesday | Total Draw Sales | Wednesday Advertised Jackpot | Wed % of Total Draw Sales | % Change from Wednesday rolling to Saturday | Saturday Date | Draw # | Advance | Thursday | Friday | Saturday | Total Draw Sales | Saturday Advertised Jackpot | Sat % of Total Draw Sales | % Change from Saturday rolling to Monday |
|-------------|--------|---------|---------|-----------|------------------|---------------------------|---------------------------|---|----------------|--------|---------|---------|-----------|------------------|------------------------------|---------------------------|---|---------------|--------|---------|----------|---------|----------|------------------|-----------------------------|---------------------------|--|
| 10/27/2025 | 3658 | 100,149 | 174,751 | 632,540 | 907,440 | 69.50 M | 69.7% | 18.2% | 10/29/2025 | 3659 | 112,557 | 236,892 | 723,003 | 1,072,452 | 70.50 M | 67.4% | 33.3% | 11/01/2025 | 3660 | 105,800 | 208,274 | 317,261 | 798,463 | 1,429,798 | 71.00 M | 55.8% | -30.0% |
| 11/03/2025 | 3661 | 100,533 | 212,636 | 687,970 | 1,001,139 | 72.75 M | 68.7% | 26.7% | 11/05/2025 | 3662 | 109,879 | 362,625 | 796,389 | 1,268,893 | 73.75 M | 62.8% | 32.6% | 11/08/2025 | 3663 | 106,183 | 258,837 | 504,405 | 812,975 | 1,682,400 | 75.25 M | 48.3% | -38.6% |
| 11/10/2025 | 3664 | 99,468 | 213,261 | 721,085 | 1,033,814 | 75.75 M | 69.7% | 33.8% | 11/12/2025 | 3665 | 109,525 | 458,593 | 815,135 | 1,383,253 | 76.75 M | 58.9% | 33.7% | 11/15/2025 | 3666 | 105,689 | 288,218 | 671,443 | 784,733 | 1,850,083 | 78.00 M | 42.4% | -69.8% |
| 11/17/2025 | 3667 | 99,923 | 112,292 | 345,810 | 558,025 | 5.00 M | 62.0% | 24.1% | 11/19/2025 | 3668 | 100,134 | 178,991 | 413,306 | 692,431 | 5.25 M | 59.7% | 31.9% | 11/22/2025 | 3669 | 92,820 | 125,342 | 242,621 | 452,389 | 913,172 | 5.50 M | 49.5% | -42.4% |
| 11/24/2025 | 3670 | 84,739 | 108,031 | 333,526 | 526,296 | 5.75 M | 63.4% | 41.3% | 11/26/2025 | 3671 | 92,671 | 200,511 | 450,291 | 743,473 | 6.00 M | 60.6% | 19.2% | 11/29/2025 | 3672 | 90,920 | 84,467 | 242,281 | 468,857 | 886,525 | 6.25 M | 52.9% | -28.3% |
| 12/01/2025 | 3673 | 79,862 | 113,794 | 442,356 | 636,012 | 6.50 M | 69.6% | 1.4% | 12/03/2025 | 3674 | 90,476 | 135,616 | 418,626 | 644,718 | 6.75 M | 64.9% | 30.4% | 12/06/2025 | 3675 | 87,831 | 114,152 | 183,656 | 455,028 | 840,667 | 7.00 M | 54.1% | -19.4% |
| 12/08/2025 | 3676 | 81,983 | 103,505 | 491,820 | 677,308 | 7.25 M | 72.6% | -0.6% | 12/10/2025 | 3677 | 91,740 | 139,112 | 442,402 | 673,254 | 7.50 M | 65.7% | 38.9% | 12/13/2025 | 3678 | 88,875 | 129,336 | 209,996 | 507,118 | 935,325 | 7.75 M | 54.2% | 8.7% |
| 12/15/2025 | 3679 | 84,011 | 101,818 | 830,921 | 1,016,750 | 8.00 M | 81.7% | -25.5% | 12/17/2025 | 3680 | 93,510 | 159,128 | 504,724 | 757,362 | 8.25 M | 66.6% | 31.0% | 12/20/2025 | 3681 | 90,741 | 142,510 | 223,050 | 536,181 | 992,482 | 8.50 M | 54.0% | 49.9% |
| 12/22/2025 | 3682 | 85,716 | 118,053 | 1,283,984 | 1,487,753 | 8.75 M | 86.3% | -34.9% | 12/24/2025 | 3683 | 98,017 | 237,753 | 632,186 | 967,956 | 10.00 M | 65.3% | -9.7% | 12/27/2025 | 3684 | 95,874 | 61,054 | 209,860 | 507,501 | 874,289 | 10.75 M | 58.0% | -27.5% |
| 12/29/2025 | 3685 | 83,261 | 125,230 | 425,429 | 633,920 | 11.25 M | 67.1% | 42.9% | 12/31/2025 | 3686 | 93,067 | 193,990 | 618,684 | 905,741 | 11.50 M | 68.3% | 6.6% | 01/03/2026 | 3687 | 93,180 | 106,429 | 231,635 | 534,046 | 965,290 | 12.25 M | 55.3% | -36.5% |
| 01/05/2026 | 3688 | 84,045 | 124,989 | 404,071 | 613,105 | 13.00 M | 65.9% | 21.0% | 01/07/2026 | 3689 | 94,702 | 163,066 | 484,023 | 741,791 | 13.75 M | 65.3% | 31.0% | 01/10/2026 | 3690 | 92,054 | 139,460 | 213,634 | 526,443 | 971,591 | 14.25 M | 54.2% | -38.0% |
| 01/12/2026 | 3691 | 84,608 | 121,395 | 396,266 | 602,269 | 14.75 M | 65.8% | 23.3% | 01/14/2026 | 3692 | 93,987 | 158,267 | 490,382 | 742,636 | 15.25 M | 66.0% | 31.5% | 01/17/2026 | 3693 | 91,652 | 138,396 | 219,570 | 527,087 | 976,705 | 16.00 M | 54.0% | -39.3% |
| 01/19/2026 | 3694 | 85,306 | 115,534 | 392,030 | 592,870 | 16.50 M | 66.1% | 27.1% | 01/21/2026 | 3695 | 93,763 | 168,149 | 491,426 | 753,338 | 17.00 M | 65.2% | 24.1% | 01/24/2026 | 3696 | 93,603 | 201,980 | 310,736 | 328,501 | 934,820 | 17.75 M | 35.1% | -53.1% |
| 01/26/2026 | 3697 | 93,499 | 52,093 | 292,508 | 438,100 | 18.25 M | 66.8% | 61.2% | 01/28/2026 | 3698 | 84,692 | 147,323 | 474,310 | 706,325 | 18.50 M | 67.2% | 43.5% | 01/31/2026 | 3699 | 86,407 | 149,781 | 241,084 | 536,504 | 1,013,776 | 19.25 M | 52.9% | -37.0% |
| 02/02/2026 | 3700 | 85,455 | 129,000 | 424,064 | 638,519 | 19.75 M | 66.4% | 23.1% | 02/04/2026 | 3701 | 95,042 | 179,133 | 512,150 | 786,325 | 20.25 M | 65.1% | 33.4% | 02/07/2026 | 3702 | 90,791 | 159,215 | 234,380 | 564,484 | 1,048,870 | 21.25 M | 53.8% | -40.2% |
| 02/09/2026 | 3703 | 88,299 | 124,230 | 414,921 | 627,450 | 21.50 M | 66.1% | 25.4% | 02/11/2026 | 3704 | 94,356 | 173,283 | 518,883 | 786,522 | 22.25 M | 66.0% | 30.5% | 02/14/2026 | 3705 | 92,231 | 155,646 | 254,044 | 524,112 | 1,026,033 | 22.75 M | 51.1% | -36.7% |
| 02/16/2026 | 3706 | 86,527 | 135,703 | 427,177 | 649,407 | 23.00 M | 65.8% | 21.5% | 02/18/2026 | 3707 | 96,770 | 182,644 | 509,381 | 788,795 | 23.50 M | 64.6% | 32.6% | 02/21/2026 | 3708 | 91,896 | 151,964 | 236,969 | 565,084 | 1,045,913 | 24.25 M | 54.0% | -38.2% |
| 02/23/2026 | 3709 | 88,864 | 133,227 | 423,919 | 646,010 | 24.75 M | 65.6% | 24.4% | 02/25/2026 | 3710 | 94,501 | 174,857 | 534,248 | 803,606 | 25.25 M | 66.5% | 33.5% | 02/28/2026 | 3711 | 91,401 | 160,683 | 241,393 | 579,687 | 1,073,164 | 26.00 M | 54.0% | -38.8% |
| 03/02/2026 | 3712 | 87,198 | 137,577 | 432,056 | 656,831 | 26.25 M | 65.8% | 21.3% | 03/04/2026 | 3713 | 97,028 | 177,975 | 521,754 | 796,757 | 27.00 M | 65.5% | 32.4% | 03/07/2026 | 3714 | 92,861 | 154,613 | 240,180 | 567,367 | 1,055,021 | 27.75 M | 53.8% | -36.5% |
| 03/09/2026 | 3715 | 88,484 | 133,721 | 447,521 | 669,726 | 28.50 M | 66.8% | 22.0% | 03/11/2026 | 3716 | 96,988 | 183,489 | 536,716 | 817,193 | 29.00 M | 65.7% | 33.1% | 03/14/2026 | 3717 | 93,054 | 162,555 | 251,492 | 580,342 | 1,087,443 | 30.00 M | 53.4% | -36.2% |
| 03/16/2026 | 3718 | 89,093 | 145,558 | 459,420 | 694,071 | 30.75 M | 66.2% | 19.5% | 03/18/2026 | 3719 | 97,653 | 182,428 | 549,031 | 829,112 | 31.50 M | 66.2% | 31.1% | 03/21/2026 | 3720 | 94,479 | 159,660 | 245,131 | 587,883 | 1,087,153 | 32.00 M | 54.1% | -36.3% |
| 03/23/2026 | 3721 | 89,452 | 144,316 | 458,477 | 692,245 | 32.75 M | 66.2% | 20.5% | 03/25/2026 | 3722 | 97,779 | 185,279 | 551,140 | 834,198 | 33.50 M | 66.1% | 33.9% | 03/28/2026 | 3723 | 94,126 | 160,004 | 253,465 | 609,765 | 1,117,360 | 34.25 M | 54.6% | -35.2% |
| 03/30/2026 | 3724 | 90,523 | 146,123 | 487,560 | 724,206 | 35.25 M | 67.3% | 19.2% | 04/01/2026 | 3725 | 97,900 | 189,784 | 575,589 | 863,273 | 35.50 M | 66.7% | 32.0% | 04/04/2026 | 3726 | 94,998 | 181,165 | 277,795 | 585,723 | 1,139,681 | 36.50 M | 51.4% | -37.8% |
| 04/06/2026 | 3727 | 91,636 | 119,074 | 498,586 | 709,296 | 37.25 M | 70.3% | 25.0% | 04/08/2026 | 3728 | 100,879 | 189,864 | 595,783 | 886,526 | 37.75 M | 67.2% | 33.9% | 04/11/2026 | 3729 | 96,861 | 176,483 | 267,093 | 646,234 | 1,186,671 | 38.50 M | 54.5% | -36.2% |
| 04/13/2026 | 3730 | 92,015 | 149,397 | 515,196 | 756,608 | 39.00 M | 68.1% | 19.6% | 04/15/2026 | 3731 | 101,788 | 197,858 | 605,049 | 904,695 | 39.75 M | 66.9% | 33.9% | 04/18/2026 | 3732 | 99,104 | 180,936 | 273,000 | 658,000 | 1,211,040 | 40.50 M | 54.3% | |

| Est Sales: Saturday | | Est Draw Sales: Monday | |
|---------------------|---------|------------------------|---------|
| 54.0% | 55.0% | -36.9% | -32.7% |
| 649,221 | 675,938 | 764,166 | 815,030 |

| | |
|-------------------------|--------|
| Current Interest Factor | 1.8172 |
| Previous Draw Factor | 1.8280 |




| If a Jackpot Prize ticket is sold in tonight's drawing | |
|--|--------|
| Next Advertised Jackpot | 5.00 M |
| Cash Value | 2.75 M |

| | |
|---|----------------|
| *Estimated Support for Jackpot Prize | \$40,489,180 |
| Less: Current Advertised Jackpot | \$40,500,000 |
| Difference | (10,820) Under |
| **Amount necessary to fund advertised jackpot | 5,954 |
| Estimated Cash Value | \$22,287,035 |

| If there is no jackpot prize ticket sold in tonight's drawing: | low | high |
|--|---|--------------|
| | Estimated Total Draw Sales for the Current Roll Cycle | \$55,055,795 |
| Estimated Sales for Next Draw | \$764,200 | \$815,000 |
| Estimated Total Draw Sales for the Roll Cycle | \$55,819,995 | \$55,870,795 |
| **Estimated Support for the Jackpot Prize In the Next Draw | \$41,051,188 | \$41,088,547 |

| | |
|--|--------------|
| Monday Prospective Jackpot | \$40,750,000 |
| Possible funds added to prize | \$301,188 |
| Estimated Cash Value | \$22,424,609 |
| Monday Prospective Jackpot | \$41,000,000 |
| Possible funds added to prize | \$51,188 |
| Estimated Cash Value | \$22,562,184 |
| Monday Prospective Jackpot | \$41,250,000 |
| **Amount necessary to fund prospective jackpot | (109,406) |
| Estimated Cash Value | \$22,699,758 |

Approval for Estimated Jackpot Amount to Advertise

| | | |
|---------------------------|---|--------------------------|
| 41.00 M Jackpot Amount |  | 4/17/26 10:20 AM Date |
| | Brandy Myers Chief Financial Officer | |
| 41.00 M Jackpot Amount |  | 4/17/26 10:41 AM Date |
| | Kelly Stuckey Lottery Operations Director | |
| 41.00 M Jackpot Amount |  | 4/17/26 10:42 AM Date |
| | Courtney Arbour Executive Director | |

Estimated Support for Jackpot Prize = (Est. total draw sales in the roll cycle) x (Jackpot prize is 40.47% of draw sales) * (int factor)
 *Estimated total draw sales may be adjusted to include promotional wagers associated with this game.
 **If additional funds are required, funds will be taken from the State Lottery Account as identified in Government Code, § 466.355