

Lotto Texas Jackpot Estimation Worksheet

Monday Date	Draw #	Advance	Sunday	Monday	Total Draw Sales	Monday Advertised Jackpot	Mon % of Total Draw Sales	% Change from Monday rolling to Wednesday	Wednesday Date	Draw #	Advance	Tuesday	Wednesday	Total Draw Sales	Wednesday Advertised Jackpot	Wed % of Total Draw Sales	% Change from Wednesday rolling to Saturday	Saturday Date	Draw #	Advance	Thursday	Friday	Saturday	Total Draw Sales	Saturday Advertised Jackpot	Sat % of Total Draw Sales	% Change from Saturday rolling to Monday
11/17/2025	3667	99,923	112,292	345,810	558,025	5.00 M	62.0%	24.1%	11/19/2025	3668	100,134	178,991	413,306	692,431	5.25 M	59.7%	31.9%	11/22/2025	3669	92,820	125,342	242,621	452,389	913,172	5.50 M	49.5%	-42.4%
11/24/2025	3670	84,739	108,031	333,526	526,296	5.75 M	63.4%	41.3%	11/26/2025	3671	92,671	200,511	450,291	743,473	6.00 M	60.6%	19.2%	11/29/2025	3672	90,920	84,467	242,281	468,857	886,525	6.25 M	52.9%	-28.3%
12/01/2025	3673	79,862	113,794	442,356	636,012	6.50 M	69.6%	1.4%	12/03/2025	3674	90,476	135,616	418,626	644,718	6.75 M	64.9%	30.4%	12/06/2025	3675	87,831	114,152	183,656	455,028	840,667	7.00 M	54.1%	-19.4%
12/08/2025	3676	81,983	103,505	491,820	677,308	7.25 M	72.6%	-0.6%	12/10/2025	3677	91,740	139,112	442,402	673,254	7.50 M	65.7%	38.9%	12/13/2025	3678	88,875	129,336	209,996	507,118	935,325	7.75 M	54.2%	8.7%
12/15/2025	3679	84,011	101,818	830,921	1,016,750	8.00 M	81.7%	-25.5%	12/17/2025	3680	93,510	159,128	504,724	757,362	8.25 M	66.6%	31.0%	12/20/2025	3681	90,741	142,510	223,050	536,181	992,482	8.50 M	54.0%	49.9%
12/22/2025	3682	85,716	118,053	1,283,984	1,487,753	8.75 M	86.3%	-34.9%	12/24/2025	3683	98,017	237,753	632,186	967,956	10.00 M	65.3%	-9.7%	12/27/2025	3684	95,874	61,054	209,860	507,501	874,289	10.75 M	58.0%	-27.5%
12/29/2025	3685	83,261	125,230	425,429	633,920	11.25 M	67.1%	42.9%	12/31/2025	3686	93,067	193,990	618,684	905,741	11.50 M	68.3%	6.6%	01/03/2026	3687	93,180	106,429	231,635	534,046	965,290	12.25 M	55.3%	-36.5%
01/05/2026	3688	84,045	124,989	404,071	613,105	13.00 M	65.9%	21.0%	01/07/2026	3689	94,702	163,066	484,023	741,791	13.75 M	65.3%	31.0%	01/10/2026	3690	92,054	139,460	213,634	526,443	971,591	14.25 M	54.2%	-38.0%
01/12/2026	3691	84,608	121,395	396,266	602,269	14.75 M	65.8%	23.3%	01/14/2026	3692	93,987	158,267	490,382	742,636	15.25 M	66.0%	31.5%	01/17/2026	3693	91,652	138,396	219,570	527,087	976,705	16.00 M	54.0%	-39.3%
01/19/2026	3694	85,306	115,534	392,030	592,870	16.50 M	66.1%	27.1%	01/21/2026	3695	93,763	168,149	491,426	753,338	17.00 M	65.2%	24.1%	01/24/2026	3696	93,603	201,980	310,736	328,501	934,820	17.75 M	35.1%	-53.1%
01/26/2026	3697	93,499	52,093	292,508	438,100	18.25 M	66.8%	61.2%	01/28/2026	3698	84,692	147,323	474,310	706,325	18.50 M	67.2%	43.5%	01/31/2026	3699	86,407	149,781	241,084	536,504	1,013,776	19.25 M	52.9%	-37.0%
02/02/2026	3700	85,455	129,000	424,064	638,519	19.75 M	66.4%	23.1%	02/04/2026	3701	95,042	179,133	512,150	786,325	20.25 M	65.1%	33.4%	02/07/2026	3702	90,791	159,215	234,380	564,484	1,048,870	21.25 M	53.8%	-40.2%
02/09/2026	3703	88,299	124,230	414,921	627,450	21.50 M	66.1%	25.4%	02/11/2026	3704	94,356	173,283	518,883	786,522	22.25 M	66.0%	30.5%	02/14/2026	3705	92,231	155,646	254,044	524,112	1,026,033	22.75 M	51.1%	-36.7%
02/16/2026	3706	86,527	135,703	427,177	649,407	23.00 M	65.8%	21.5%	02/18/2026	3707	96,770	182,644	509,381	788,795	23.50 M	64.6%	32.6%	02/21/2026	3708	91,896	151,964	236,969	565,084	1,045,913	24.25 M	54.0%	-38.2%
02/23/2026	3709	88,864	133,227	423,919	646,010	24.75 M	65.6%	24.4%	02/25/2026	3710	94,501	174,857	534,248	803,606	25.25 M	66.5%	33.5%	02/28/2026	3711	91,401	160,683	241,393	579,687	1,073,164	26.00 M	54.0%	-38.8%
03/02/2026	3712	87,198	137,577	432,056	656,831	26.25 M	65.8%	21.3%	03/04/2026	3713	97,028	177,975	521,754	796,757	27.00 M	65.5%	32.4%	03/07/2026	3714	92,861	154,613	240,180	567,367	1,055,021	27.75 M	53.8%	-36.5%
03/09/2026	3715	88,484	133,721	447,521	669,726	28.50 M	66.8%	22.0%	03/11/2026	3716	96,988	183,489	536,716	817,193	29.00 M	65.7%	33.1%	03/14/2026	3717	93,054	162,555	251,492	580,342	1,087,443	30.00 M	53.4%	-36.2%
03/16/2026	3718	89,093	145,558	459,420	694,071	30.75 M	66.2%	19.5%	03/18/2026	3719	97,653	182,428	549,031	829,112	31.50 M	66.2%	31.1%	03/21/2026	3720	94,479	159,660	245,131	587,883	1,087,153	32.00 M	54.1%	-36.3%
03/23/2026	3721	89,452	144,316	458,477	692,245	32.75 M	66.2%	20.5%	03/25/2026	3722	97,779	185,279	551,140	834,198	33.50 M	66.1%	33.9%	03/28/2026	3723	94,126	160,004	253,465	609,765	1,117,360	34.25 M	54.6%	-35.2%
03/30/2026	3724	90,523	146,123	487,560	724,206	35.25 M	67.3%	19.2%	04/01/2026	3725	97,900	189,784	575,589	863,273	35.50 M	66.7%	32.0%	04/04/2026	3726	94,998	181,165	277,795	585,723	1,139,681	36.50 M	51.4%	-37.8%
04/06/2026	3727	91,636	119,074	498,586	709,296	37.25 M	70.3%	25.0%	04/08/2026	3728	100,879	189,864	595,783	886,526	37.75 M	67.2%	33.9%	04/11/2026	3729	96,861	176,483	267,093	646,234	1,186,671	38.50 M	54.5%	-36.2%
04/13/2026	3730	92,015	149,397	515,196	756,608	39.00 M	68.1%	19.6%	04/15/2026	3731	101,788	197,858	605,049	904,695	39.75 M	66.9%	29.6%	04/18/2026	3732	99,104	180,936	268,869	623,910	1,172,819	40.50 M	53.2%	-35.0%
04/20/2026	3733	93,348	158,542	510,530	762,420	41.00 M	67.0%	-17.5%	04/22/2026	3734	102,023	127,279	399,871	629,173	5.00 M	63.6%	29.6%	04/25/2026	3735	93,604	117,527	177,078	427,089	815,298	5.25 M	52.4%	-39.5%
04/27/2026	3736	83,662	101,907	307,583	493,152	5.50 M	62.4%	24.4%	04/29/2026	3737	92,111	128,523	392,776	613,410	5.75 M	64.0%	35.2%	05/02/2026	3738	87,063	118,285	169,334	454,705	829,387	6.00 M	54.8%	-39.1%
05/04/2026	3739	82,545	107,513	315,000	505,058	6.25 M	62.4%		05/06/2026	3740								05/09/2026	3741								

Est Sales: Monday		Est Draw Sales: Wednesday	
61.9%	62.9%	23.8%	33.8%
308,782	322,228	625,262	675,768




Current Interest Factor	1.8450	If a Jackpot Prize ticket is sold in tonight's drawing	
Previous Draw Factor	1.8399	Next Advertised Jackpot	5.00 M
		Cash Value	2.71 M

*Estimated Support for Jackpot Prize	\$2,901,176
Less: Current Advertised Jackpot	\$6,250,000
Difference	(3,348,824) Under
**Amount necessary to fund advertised jackpot	1,815,081
Estimated Cash Value	\$3,387,534

Approval for Estimated Jackpot Amount to Advertise

If there is no jackpot prize ticket sold in tonight's drawing:	low	high
Estimated Total Draw Sales for the Current Roll Cycle	\$3,885,478	\$3,885,478
Estimated Sales for Next Draw	\$625,300	\$675,700
Estimated Total Draw Sales for the Roll Cycle	\$4,510,778	\$4,561,178
**Estimated Support for the Jackpot Prize In the Next Draw	\$3,368,070	\$3,405,702

Wednesday Prospective Jackpot	\$6,500,000
**Amount necessary to fund prospective jackpot	(1,697,523)
Estimated Cash Value	\$3,523,035
Wednesday Prospective Jackpot	\$6,750,000
**Amount necessary to fund prospective jackpot	(1,833,024)
Estimated Cash Value	\$3,658,537
Wednesday Prospective Jackpot	\$7,000,000
**Amount necessary to fund prospective jackpot	(1,968,526)
Estimated Cash Value	\$3,794,038

6.50 M		5/4/26 11:39 AM
Jackpot Amount	Brandy Myers Chief Financial Officer	Date
6.50 M		5/4/26 11:40 AM
Jackpot Amount	Kelly Stuckey Lottery Operations Director	Date
6.50 M		5/4/26 11:48 AM
Jackpot Amount	Sergio Rey Interim Lottery & Charitable Bingo Deputy Executive Director	Date

Estimated Support for Jackpot Prize = (Est. total draw sales in the roll cycle) x (Jackpot prize is 40.47% of draw sales)\*(int factor)  
 \*Estimated total draw sales may be adjusted to include promotional wagers associated with this game.  
 \*\*If additional funds are required, funds will be taken from the State Lottery Account as identified in Government Code, § 466.355