

**TEXAS LOTTERY COMMISSION**  
**Scratch Ticket Game Closing Analysis**  
**SUMMARY REPORT**

**Scratch Ticket Information**

Date Completed 8/18/2020

Game #	2141	Confirmed Packs	1,346
Game Name	Million Dollar Jackpot	Active Packs	1,021
Quantity Printed	4,623,120	Warehouse Packs	333
Price Point	\$50	Returned Packs	179
Start Date	5/20/2019	Printed Payout Percentage	77.97%
Top Prize	\$ 1,000,000	Percent Sold	98.43%
Number of Top Prizes Remaining	0	Number of Weeks Out	65

**Current Game Sales Analysis**

**TANGIBLE COSTS**

**Expenditure Impact:**

Cost to print tickets	\$ 338,825	Actual ticket production costs
Prize payout expense	\$ 176,219,950	Data from Instant Ticket Tier Liability screen in ES

**Estimated Direct Costs** \$ 176,558,775

**TANGIBLE BENEFITS**

**Revenue Impact:**

Estimated sales	\$ 227,526,851	Based on # of tkts printed, times % sold from DaVinci report, times the price point
-----------------	----------------	-------------------------------------------------------------------------------------

**Total Estimated Benefits** \$ 227,526,851

**Excess of Revenue over Expended** \$ 50,968,076

**INTANGIBLE POSITIVE BENEFITS:**

- Allows for open bin space for new games at same price point with higher average weekly sales.
- Allows retailers to return inventory to TLC that is not selling thus releasing their financial burden

**INTANGIBLE NEGATIVE BENEFITS:**

- There are still valuable prizes remaining in this game.

**Assumptions:**

- Estimated sales revenue is calculated based on the number of tickets printed times the percent sold from the DaVinci report. The percent sold amount is based on pack settlements. Some partial packs could be returned thus slightly reducing the sales revenue amount reported above.

**Weekly Sales Comparison Information**

Previous 3 Weeks Sales from DaVinci		
Most recent week sales	\$	752,800
Next week	\$	987,800
Next week	\$	1,260,800
Avg Weekly Sales Current Game	\$	1,000,467
Avg Weekly Sales \$50; 4M Qty*	\$	3,177,965
Percentage Of Variance In Sales		69%

**TEXAS LOTTERY COMMISSION**  
**Scratch Ticket Game Closing Analysis**  
**RECOMMENDATION AND APPROVALS**

**Instant Ticket Information**

Game #	2141	Printed Payout Percentage	77.97%
Game Name	Million Dollar Jackpot	Actual Payout Percentage	77.45%
Percent Sold	98.43%	Number of Weeks Out	65
Average # of Weeks for 85% Sell-through for Same Price Point Game With Similar Print Run.*			61

Note - no games at 5M level for comparison. 4M level was used and only one game was available at that level.

**Recommendation**

☒ Based on the findings in this Summary Report, I am recommending closing the above game.

☐ I am recommending closing the above game based on the below business reason(s):

---

---

---

Instant

Prod

Date

By signing below, I agree with the recommendation of the Products Department Staff to close the above game.

Lottery Operations Division Director

Date

Com

Executiv

Date

**Bowersock, Dale**

---

**From:** WebsiteSupport@lottery.state.tx.us  
**Sent:** Wednesday, August 19, 2020 5:22 AM  
**To:** WEBSITE\_SCRATCH\_ZTP  
**Subject:** ZTP Occurrence: Date 08/18/2020

All top prizes for the following game(s) have been claimed as of 08/18/2020.

Game Number	Game Name	Price	Prize Amount	Prizes Printed	Prizes Claimed	Pending Top Claims	Pending Top Claims Count	Prizes Remaining	Sales Begin Date	Pre-Call Date	Call Date	Sales End Date	Last Top Prize Claimed Date
2141	Million Dollar Jackpot	\$50	\$1,000,000	3	3		0	0	5/20/2019		8/18/2020	10/02/2020	08/18/2020

The Last Top Prize Claimed Date only reflects prizes claimed at a Texas Lottery® claim center. If the final top prize was validated at a retail location that validation date will not be reflected on this report.



*Play the Games of Texas!*

Da Vinci Report

8/18/20

Week End Date:8/15/20

Product Line	Game	\$	Tix Run	Name	Start	Call	Close	Wks	% Sold	Confirmed	Active	Ware	Return	Net Sales			
														8/15/20	8/8/20	8/1/20	7/25/20
Sold/Closing	2192	\$5	7,218,150	TRIPLE DOUBLE 777 RED HOT	2/17/20	7/15/20	8/29/20	26	93.83%	235	76	327	2,527	\$39,595.00	\$66,205.00	\$150,135.00	\$269,730.00
	2224	\$10	12,075,500	\$250,000 50X CASHWORD	11/4/19	7/15/20	8/29/20	41	99.17%	66	6	80	1,086	\$2,600.00	\$8,960.00	\$15,680.00	\$39,140.00
	2208	\$10	7,142,200	\$50 OR \$100!	3/2/20	8/30/20	10/14/20	24	98.76%	507	200	8	615	\$81,220.00	\$118,860.00	\$152,390.00	\$198,680.00
	2202	\$10	6,074,650	JUMBO BUCKS 300X	2/3/20	8/2/20	9/16/20	28	97.40%	441	170	8	1,622	\$52,080.00	\$89,430.00	\$124,370.00	\$176,640.00
	2167	\$10	26,558,050	MEGA LOTERIA	9/16/19			48	98.24%	5,773	1,592	311	365	\$1,095,870.00	\$1,607,180.00	\$2,236,300.00	\$2,945,320.00
	2196	\$10	13,192,900	MONOPOLY 100X	1/6/20			32	91.25%	12,356	8,433	335	83	\$2,364,490.00	\$2,528,070.00	\$2,547,950.00	\$2,534,800.00
	2144	\$20	6,114,200	MILLION DOLLAR LOTERIA	10/7/19	7/5/20	8/19/20	45	99.17%	11	5	61	1,476	\$220.00	\$4,860.00	\$17,480.00	\$15,240.00
	2178	\$20	7,183,550	MONEY	10/21/19	7/23/20	9/6/20	43	98.19%	708	379	336	603	\$165,780.00	\$370,460.00	\$661,500.00	\$998,220.00
	2173	\$30	5,135,150	HIT \$1,000,000	9/3/19	8/13/20	9/27/20	50	98.54%	785	590	246	342	\$274,470.00	\$379,620.00	\$475,980.00	\$604,680.00
	2141	\$50	4,623,120	MILLION DOLLAR JACKPOT	5/20/19			65	98.43%	1,346	1,021	333	179	\$752,800.00	\$987,800.00	\$1,260,800.00	\$1,644,150.00

**Liability for 2141 / for Life to Date**Product Status:  
ActiveSmartCash Enabled:  
N/A

Validation Range: 04/23/2019 - 12/31/2037

**Outstanding Prizes**

Tier	Ref	SmartCash	Tier Value	Count	Amount	Tickets Paid Life to Date	Amount Paid Life to Date	% paid	Est. Tickets Sold
1	1	N/A	\$70.00	14594	\$1,021,580.00	563140	\$39,419,800.00	97.47%	4506336
2	2	N/A	\$100.00	3040	\$304,000.00	112580	\$11,258,000.00	97.37%	4501564
3	3	N/A	\$100.00	2329	\$232,900.00	113207	\$11,320,700.00	97.98%	4529926
4	4	N/A	\$100.00	2378	\$237,800.00	113242	\$11,324,200.00	97.94%	4528034
5	0	N/A	\$150.00	705	\$105,750.00	33973	\$5,095,950.00	97.97%	4529132
6	0	N/A	\$150.00	1544	\$231,600.00	75495	\$11,324,250.00	98.00%	4530464
7	0	N/A	\$150.00	1240	\$186,000.00	60400	\$9,060,000.00	97.99%	4530117
8	0	N/A	\$200.00	597	\$119,400.00	22535	\$4,507,000.00	97.42%	4503804
9	0	N/A	\$200.00	551	\$110,200.00	26416	\$5,283,200.00	97.96%	4528658
10	0	N/A	\$200.00	579	\$115,800.00	30204	\$6,040,800.00	98.12%	4536163
11	0	N/A	\$200.00	665	\$133,000.00	34029	\$6,805,800.00	98.08%	4534505
12	0	N/A	\$250.00	834	\$208,500.00	45476	\$11,369,000.00	98.20%	4539861
13	0	N/A	\$250.00	705	\$176,250.00	37769	\$9,442,250.00	98.17%	4538405
14	0	N/A	\$250.00	600	\$150,000.00	30176	\$7,544,000.00	98.05%	4532988
15	0	N/A	\$500.00	131	\$65,500.00	5975	\$2,987,500.00	97.85%	4523934
16	0	N/A	\$500.00	179	\$89,500.00	9448	\$4,724,000.00	98.14%	4537159
17	0	N/A	\$500.00	113	\$56,500.00	6814	\$3,407,000.00	98.37%	4547703
18	0	N/A	\$500.00	227	\$113,500.00	11348	\$5,674,000.00	98.04%	4532454
19	0	N/A	\$2,500.00	18	\$45,000.00	377	\$942,500.00	95.44%	4412446
20	0	N/A	\$2,500.00	22	\$55,000.00	369	\$922,500.00	94.37%	4362995
21	0	N/A	\$2,500.00	29	\$72,500.00	587	\$1,467,500.00	95.29%	4405473
22	0	N/A	\$2,500.00	31	\$77,500.00	580	\$1,450,000.00	94.93%	4388559
23	0	N/A	\$25,000.00	2	\$50,000.00	17	\$425,000.00	89.47%	4136475
24	0	N/A	\$25,000.00	0	\$0.00	20	\$500,000.00	100.00%	4623120
25	0	N/A	\$25,000.00	2	\$50,000.00	37	\$925,000.00	94.87%	4386036
26	0	N/A	\$1,000,000.00	0	\$0.00	1	\$1,000,000.00	100.00%	4623120
27	0	N/A	\$1,000,000.00	0	\$0.00	2	\$2,000,000.00	100.00%	4623119
Totals:				31115	\$4,007,780.00	1,334,217	\$176,219,950.00		

NO. OF TICKETS:	4,623,120	MIN:	4,468,800
NO. POOLS:	38.53	MAX:	4,651,200

PACK SIZE:	20
PACKS/POOL:	6,000
PACKS/GAME:	231,156

4,623,120

\$50 TICKETS

TEXAS LOTTERY COMMISSION			
MILLION DOLLAR JACKPOT - GAME NUMBER 2141			
END OF PRODUCTION PRIZE STRUCTURE			
\$231,156,000 - REVENUE	PRIZE FUND -	\$180,227,730	PAYOUT % - 77.97%
MARCH 29, 2019 - VERSION 4			

PRIZE TIER	# OF WINS	TIER CODE	GET:	BONUS	WIN:	ODDS OF 1 IN:	WINNERS IN 38.53 POOLS	WINNERS IN 20 (PER PACK*)	WINNERS IN 120,000 (PER POOL)	PRIZE COST	PERCENT OF PRIZE FUND**	VALIDATION TIER LEVELS**
1	1	G	\$70		\$70	8.00	577,734	2.50	15,000	\$ 40,441,380	22.44%	
2	1	G	\$100 or	\$100	\$100	39.99	115,620	0.50	3,000	\$ 11,562,000	6.42%	
3	1	G	\$50 (DBL)		\$100	40.01	115,536	0.50	3,000	\$ 11,553,600	6.41%	G-TIER
4	7	G	(\$10 x 6) + \$20 (DBL)		\$100	39.99	115,620	0.50	3,000	\$ 11,562,000	6.42%	41.68%
5	2	M	\$50	\$100	\$150	133.32	34,678	-	900	\$ 5,201,700	2.89%	
6	6	M	(\$10 (DBL) x 5) + \$50		\$150	60.01	77,039	-	2,000	\$ 11,555,850	6.41%	
7	10	M	(\$10 x 5) + (\$20 x 5)		\$150	75.00	61,640	-	1,600	\$ 9,246,000	5.13%	
8	1	M	\$200 or	\$200	\$200	199.86	23,132	-	600	\$ 4,626,400	2.57%	
9	1	M	\$10 (WIN20X)		\$200	171.44	26,967	-	700	\$ 5,393,400	2.99%	
10	2	M	\$50 (DBL)	\$100	\$200	150.18	30,783	-	800	\$ 6,156,600	3.42%	
11	15	M	(\$10 x 10) + (\$20 x 5)		\$200	133.25	34,694	-	900	\$ 6,938,800	3.85%	
12	7	M	(\$10 (DBL) x 5) + \$50	\$100	\$250	99.83	46,310	-	1,200	\$ 11,577,500	6.42%	
13	11	M	\$50 (DBL) + (\$20 x 5) + (\$10 x 5)		\$250	120.16	38,474	-	1,000	\$ 9,618,500	5.34%	
14	5	M	(\$50 x 5)		\$250	150.22	30,776	-	800	\$ 7,694,000	4.27%	
15	1	M	\$500 or	\$500	\$500	757.14	6,106	-	158	\$ 3,053,000	1.69%	
16	3	M	\$20 (WIN20X) + (\$50 x 2)		\$500	480.22	9,627	-	250	\$ 4,813,500	2.67%	
17	31	M	(\$10 x 20) + (\$20 x 10)	\$100	\$500	667.41	6,927	-	180	\$ 3,463,500	1.92%	MID TIER
18	12	M	(\$10 (DBL) x 10)	\$100 + \$200	\$500	399.41	11,575	-	300	\$ 5,787,500	3.21%	52.78%
19	1	H	\$2,500		\$2,500	11,704.10	395	-	10	\$ 987,500	0.55%	
20	14	H	\$500 + (\$100 (DBL) x 2) + (\$50 (DBL) x 2) + (\$20 (DBL) x 5) + \$20 (WIN20X)	\$100 + \$200 + \$500	\$2,500	11,823.84	391	-	10	\$ 977,500	0.54%	
21	31	H	(\$50 (WIN20X) + (\$10 (DBL) x 20) + (\$50 x 8) + \$200	\$500	\$2,500	7,505.06	616	-	16	\$ 1,540,000	0.85%	
22	33	H	(\$50 x 26) + (\$100 x 4)	\$100 + \$200 + \$500	\$2,500	7,566.48	611	-	16	\$ 1,527,500	0.85%	
23	1	H	\$25,000		\$25,000	243,322.11	19	-	0.5	\$ 475,000	0.26%	
24	12	H	(\$500 (WIN20X) x 2) + (\$500 x 10)		\$25,000	231,156.00	20	-	0.5	\$ 500,000	0.28%	
25	21	H	(\$250 (WIN20X) x 2) + (\$500 (DBL) x 5) + (\$100 (WIN20X) x 3) + (\$200 (DBL) x 8)	\$100 + \$200 + \$500	\$25,000	118,541.54	39	-	1	\$ 975,000	0.54%	
26	1	H	\$1,000,000		\$1,000,000	4,623,120.00	1 ***	-	-	\$ 1,000,000	0.55%	HIGH TIER
27	2	H	(\$25,000 (WIN20X) x 2)		\$1,000,000	2,311,560.00	2 ***	-	-	\$ 2,000,000	1.11%	5.54%
					2 decimals	3.39	1,365,332	4.00	35,442	\$ 180,227,730	100.00%	100.00%
					4 decimals	3.3861						

"\$\$" symbol = DBL Win double the prize  
"20X" symbol = WIN20X Win 20 times the prize

TEXAS LOTTERY COMMISSION  
MILLION DOLLAR JACKPOT - GAME NUMBER 2141  
END OF PRODUCTION PRIZE STRUCTURE  
MARCH 29, 2019 - VERSION 4

Consolidated odds are 1 in:

\$70	8.00	577,734
\$100	13.33	346,776
\$150	26.67	173,357
\$200	40.00	115,576
\$250	40.01	115,560
\$500	135.04	34,235
\$2,500	2,296.63	2,013
\$25,000	59,270.77	78
\$1,000,000	1,541,040.00	3
		1,365,332

PRIZE:	GET:	BONUS:	A	B	C	D
\$70	\$70		1 = \$70	3 = \$210	4 = \$280	2 = \$140
\$100	\$100 or	\$100	1 = \$100	0 = \$0	0 = \$0	1 = \$100
\$100	\$50 (DBL)		0 = \$0	1 = \$100	1 = \$100	0 = \$0
\$100	(\$10 x 6) + \$20 (DBL)		1 = \$100	0 = \$0	0 = \$0	1 = \$100
			3 = \$270	4 = \$310	5 = \$380	4 = \$340

\* Each of the following GLEPS will be used in approximately 25% of each pack of tickets.  
\*\* Numbers are rounded.  
\*\*\* This exact number of prizes are guaranteed delivery to the Lottery.  
\*\*\*\* \$70 and \$100 prizes are GLEP and programmed as G-tier prizes and will be included in the Low-Tier validation files.  
Note: There will be no more than 9 winners per pack for this game



# INTEROFFICE MEMO

Gary Grief, Executive Director Michael P. Farrell, Charitable Bingo Ope

## Payment Approval

April 26, 2019

The attached invoice(s) for service is being submitted for approval.


Vendor Name: IGT Global Solutions Corporation  
Invoice Number: 90106868  
Tx Game name: Million Dollar Jackpot Game #2141  
PO #: 362-19-9009RL010


	Quantity:	Unit Price:	Amc
Truck 1	1617.560	\$69.98	\$113,196.85
Truck 2	1474.600	\$69.98	\$103,192.51
Truck 3	1530.960	\$69.98	\$107,136.58
foil inserts			\$15,298.80

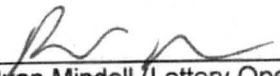
Total Amount Due

**\$338,824.74**

The above referenced invoice(s) have been reviewed and certified as proper, accurate and should be paid by the Texas Lottery Commission.

  
Dale Bowersock (Instant Product Coordinator)  
Please forward to the next person for approval

  
Robert Tirroni (Products Manager)  
Please forward to the next person for approval

  
Ryan Mindell (Lottery Operations Division Director)

4/26/19  
Date

4/29/19  
Date

4-30-19  
Date

Please return to Maria Perez in the Office of the Controller by

May 6, 2019



IGT Global Solutions Corporation  
d/b/a IGT Solutions Corp. in the State of Texas  
10 Memorial Boulevard  
Providence, RI 02903  
USA  
Telephone 401 392-1000  
Fax 401 392-1234  
FED ID No. 05-0389840

# INVOICE

INVOICE NUMBER: 90106868  
DATE : April 24, 2019

RECEIVED

2019 APR 26 PM 1:57

OFFICE OF THE  
CONTROLLER

BILL TO: 20318  
Texas Lottery Commission  
Gary Grief, Executive Director  
611 East 6th Street  
Austin TX 78701

INV ITEM NO. CUSTOMER PO NO.	SALES ORD. SO ITEM NO	DESCRIPTION	QUANTITY	UNIT PRICE	EXTENDED AMOUNT
001 game# 2141	84212 010	"MILLION DOLLAR JACKPOT" 2141 -Truck#1 12.00" x 4.00" Tickets * \$38.78/M Foil Stock (\$0.40 per sq inch per thousand) \$19.20/M Full UV (\$0.08 per sq inch per thousand) \$3.84/M Continuous 4 Color Process over entire ticket (\$0.17 per sq inch per thousand) \$8.16/M  TOTAL \$69.98/M	1,617,560 PC	0.06998	113,196.85
002 game# 2141	84212 020	"MILLION DOLLAR JACKPOT" 2141 -Truck#2	1,474,600 PC	0.06998	103,192.51
003 game# 2141	84212 030	"MILLION DOLLAR JACKPOT" 2141 -Truck#3	1,530,960 PC	0.06998	107,136.58
004 game# 2141	84212 035	Foil Inserts 225,000-249,999 (\$67.10 per thousand)			15,298.80
				TOTAL AMOUNT DUE	USD <u>338,824.74</u>

REMARKS:  
Unrounded Invoice Total \$ 338,824.7376

PAYMENT TERMS:  
Due within 30 days

Continued...



INV ITEM NO.	SALES ORD.		QUANTITY	UNIT	EXTENDED
CUSTOMER PO NO.	SO ITEM NO	DESCRIPTION		PRICE	AMOUNT

## REMITTANCE:

Please remit payment in USD:

For wire transfer payments:

Wells Fargo Bank, N.A  
420 Montgomery Street  
San Francisco CA 94104  
SWIFT: WFBUS6S

ABA No. 121000248

Account No. 4417073848

Account Name: IGT Global Solutions Corp

For ACH payments:

Wells Fargo Bank, N.A  
420 Montgomery Street  
San Francisco CA 94104

ABA No. 121000248

Account No. 4417073848

Account Name: IGT Global Solutions Corporation

For each invoice being paid, please include entire invoice number(s) (8-digit and/or alpha-numeric) in reference field of the remittance transmission.

**Instant Ticket Game Analysis**  
**2/25/18-2/29/20**

**Average Number of Weeks for 85% Average Sell Through**

Print Quantities	Price Point				Print Quantities	Price Point			
	\$1	\$2	\$3	\$5		\$10	\$20	\$30	\$50
< 5M	None	None	None	None	2M	None	None	None	None
5M-9.99M	Week 13	Week 18	Week 16	Week 19	3M	None	None	None	Week 56*
10M-14.99M	None	None	None	Week 27	4M	Week 16*	None	None	Week 61*
15M-19.99M	Week 23	None	Week 34*	Week 26*	5M	Week 26*	Week 25*	Week 40*	None
20M-24.99M	None	None	None	None	6M	Week 20	Week 25*	None	None
25M-29.99M	Week 28*	None	None	None	7M	Week 25*	Week 64*	None	None
30M-34.99M	Week 56*	None	None	None	8M	Week 23	Week 38*	None	None
>35M	None	Week 60	Week 56	Week 47*	>9M	Week 27	Week 49*	None	None

**Average Weekly Dollar Sales at 85% Average Sell Through**

Print Quantities	Price Point				Print Quantities	Price Point			
	\$1	\$2	\$3	\$5		\$10	\$20	\$30	\$50
< 5M	None	None	None	None	2M	None	None	None	None
5M-9.99M	\$616,770	\$761,968	\$962,270	\$1,810,073	3M	None	None	None	\$2,732,470
10M-14.99M	None	None	None	\$1,848,221	4M	\$2,364,236	None	None	\$3,177,965
15M-19.99M	\$631,464	None	\$1,225,446	\$3,225,872	5M	\$1,959,320	\$4,111,875	\$3,795,213	None
20M-24.99M	None	None	None	None	6M	\$3,291,377	\$4,223,614	None	None
25M-29.99M	\$900,100	None	None	None	7M	\$2,488,242	\$1,950,276	None	None
30M-34.99M	\$462,626	None	None	None	8M	\$3,151,041	\$4,005,888	None	None
>35M	None	\$1,085,176	\$1,761,946	\$3,641,275	>9M	\$4,077,657	\$3,200,387	None	None

None = no games at this level with 85% sell through

\* only one game at this level with 85% sell through

Excludes Promotional Tickets

Unaudited - For Internal Use Only