

**TEXAS LOTTERY COMMISSION**  
**Scratch Ticket Game Closing Analysis**  
**SUMMARY REPORT**

**Scratch Ticket Information**

Date Completed 12/23/2020

|                                |                        |                           |        |
|--------------------------------|------------------------|---------------------------|--------|
| Game #                         | 2145                   | Confirmed Packs           | 8,458  |
| Game Name                      | Multiplier Spectacular | Active Packs              | 4,271  |
| Quantity Printed               | 7,217,400              | Warehouse Packs           | 7,848  |
| Price Point                    | \$20                   | Returned Packs            | 40     |
| Start Date                     | 2/3/2020               | Printed Payout Percentage | 74.44% |
| Top Prize                      | \$ 1,000,000           | Percent Sold              | 92.02% |
| Number of Top Prizes Remaining | 0                      | Number of Weeks Out       | 46     |

**Current Game Sales Analysis**

**TANGIBLE COSTS**

**Expenditure Impact:**

|                       |               |  |
|-----------------------|---------------|--|
| Cost to print tickets | \$ 791,849    | Actual ticket production costs                       |
| Prize payout expense  | \$ 98,476,395 | Data from Instant Ticket Tier Liability screen in ES |

**Estimated Direct Costs** \$ 99,268,244

**TANGIBLE BENEFITS**

**Revenue Impact:**

|                                 |                              |   |
|---------------------------------|------------------------------|---|
| Estimated sales                 | \$ 132,829,030               | Based on # of tkts printed, times % sold from DaVinci report, times the price point |
| <b>Total Estimated Benefits</b> | <u><u>\$ 132,829,030</u></u> |   |

**Excess of Revenue over Expended** \$ 33,560,786

**INTANGIBLE POSITIVE BENEFITS:**

- Allows for open bin space for new games at same price point with higher average weekly sales.
- Allows retailers to return inventory to TLC that is not selling thus releasing their financial burden

**INTANGIBLE NEGATIVE BENEFITS:**

- There are still valuable prizes remaining in this game.

**Assumptions:**

- Estimated sales revenue is calculated based on the number of tickets printed times the percent sold from the DaVinci report. The percent sold amount is based on pack settlements. Some partial packs could be returned thus slightly reducing the sales revenue amount reported above.

**Weekly Sales Comparison Information**

| <u>Previous 3 Weeks Sales from DaVinci</u> |    |            |
|--|----|------------|
| Most recent week sales                     | \$ | 1,150,020  |
| Next week                                  | \$ | 1,161,000  |
| Next week                                  | \$ | 1,169,580  |
| Avg Weekly Sales Current Game              | \$ | 1,160,200  |
| <b>Avg Weekly Sales \$20; 7M Qty</b>       | \$ | 3,302,718  |
| <b>Percentage Of Variance In Sales</b>     |    | <b>65%</b> |

**TEXAS LOTTERY COMMISSION**  
**Scratch Ticket Game Closing Analysis**  
**RECOMMENDATION AND APPROVALS**

**Instant Ticket Information**

|   |                        |                           |        |
|---|------------------------|---------------------------|--------|
| Game #  | 2145                   | Printed Payout Percentage | 74.44% |
| Game Name   | Multiplier Spectacular | Actual Payout Percentage  | 74.14% |
| Percent Sold  | 92.02%                 | Number of Weeks Out       | 46     |
| Average # of Weeks for 85% Sell-through for Same Price Point Game With Similar Print Run. |                        |                           | 45     |

**Recommendation**

☒ Based on the findings in this Summary Report, I am recommending closing the above game.

☐ I am recommending closing the above game based on the below business reason(s):

\_\_\_\_\_  
\_\_\_\_\_  
\_\_\_\_\_

Scratch Ticket

Prod

Date

Not Required  
All Top Prizes Claimed

By signing below, I agree with the recommendation of the Products Department Staff to close the above game.

Lottery Operations Division Director

Date

Not Required  
All Top Prizes Claimed

Executive Director

Date

## Bowersock, Dale

---

**From:** Rivera, Sandra  
**Sent:** Wednesday, December 23, 2020 2:47 PM  
**To:** \$1 Million Publicity  
**Subject:** Multiplier Spectacular - \$1,000,000.00

\$1,000,000.00 prize value – Claimant chose anonymity

[S:\Common\\\$1 Million Winner Information\CY 2021\20846545 CORPUSCHRISTI 12-23-2020.pdf](S:\Common\$1 Million Winner Information\CY 2021\20846545 CORPUSCHRISTI 12-23-2020.pdf)

Corpus Christi Claim Center - Claim Center #107

Retailer : # 148931 – C's Speedy Mart  
7433 ½ Bissonnet St.  
Houston, TX 77074  
Phone # (832) 831-5261  
Contact: Muhammad, Farzana

Sandy Rivera  
Field Claim Center Supervisor  
4639 Corona, Suite 19  
Corpus Christi, TX 78411  
361.853.4793  
512.913.7312



*Play the Games of Texas!*

Da Vinci Report

12/23/20

Week End Date:12/19/20

| Product Line | Game | \$   | Tix Run    | Name                            | Start    | Call     | Close    | Wks | % Sold | Confirmed | Active | Ware  | Return | Net Sales      |                |                |                |
|--------------|------|------|------------|---------------------------------|----------|----------|----------|-----|--------|-----------|--------|-------|--------|----------------|----------------|----------------|----------------|
|              |      |      |            |                                 |          |          |          |     |        |           |        |       |        | 12/19/20       | 12/12/20       | 12/5/20        | 11/28/20       |
| Sold/Closing | 2221 | \$5  | 7,148,925  | SPACE INVADERS \$50,000 CASH IN | 4/20/20  | 11/8/20  | 12/23/20 | 35  | 91.16% | 7         | 2      | 1,037 | 5,175  | -\$19,895.00   | -\$29,590.00   | -\$50,795.00   | \$22,355.00    |
|              | 2237 | \$5  | 40,877,775 | SUPER LOTERIA                   | 12/16/19 |          |          | 53  | 98.60% | 3,202     | 1,318  | 39    | 1,019  | \$452,105.00   | \$582,920.00   | \$735,130.00   | \$953,320.00   |
|              | 2056 | \$10 | 28,522,850 | \$200 MILLION CASH EXPLOSION    | 9/4/18   | 11/5/20  | 12/20/20 | 120 | 98.40% | 0         | 0      | 245   | 3,222  | \$430.00       | \$17,580.00    | \$76,000.00    | \$210,150.00   |
|              | 2223 | \$10 | 7,279,250  | BREAK THE BANK SUPER TICKET     | 5/4/20   | 12/6/20  | 1/20/21  | 33  | 96.36% | 325       | 184    | 374   | 2,219  | \$45,740.00    | \$78,550.00    | \$132,730.00   | \$159,010.00   |
|              | 2153 | \$10 | 6,116,850  | EXTREME PAYOUT                  | 6/15/20  | 11/8/20  | 12/23/20 | 27  | 97.58% | 11        | 2      | 43    | 2,184  | -\$1,840.00    | \$110.00       | \$11,170.00    | \$30,740.00    |
|              | 2196 | \$10 | 13,192,900 | MONOPOLY 100X                   | 1/6/20   | 11/8/20  | 12/23/20 | 50  | 98.66% | 5         | 1      | 218   | 2,105  | \$1,800.00     | -\$4,000.00    | \$2,070.00     | \$34,910.00    |
|              | 2268 | \$10 | 8,125,100  | ROYAL WINNINGS                  | 8/18/20  | 12/22/20 | 2/5/21   | 18  | 78.00% | 17,094    | 8,614  | 6,132 | 18     | \$2,487,930.00 | \$2,637,850.00 | \$2,813,760.00 | \$2,634,960.00 |
|              | 2218 | \$10 | 11,105,000 | SUPER 7S                        | 6/1/20   | 11/4/20  | 12/19/20 | 29  | 91.27% | 0         | 0      | 757   | 8,323  | \$23,300.00    | \$38,570.00    | \$167,750.00   | \$372,790.00   |
|              | 2245 | \$20 | 12,034,525 | MILLION DOLLAR LOTERIA          | 3/2/20   |          |          | 42  | 93.72% | 15,023    | 4,862  | 4,105 | 32     | \$2,720,040.00 | \$2,831,440.00 | \$2,934,460.00 | \$2,989,700.00 |
|              | 2197 | \$20 | 8,934,650  | MONOPOLY 200X                   | 1/6/20   | 11/9/20  | 12/24/20 | 50  | 86.07% | 90        | 10     | 113   | 12,550 | \$37,900.00    | \$119,960.00   | \$393,200.00   | \$679,740.00   |
|              | 2145 | \$20 | 7,217,400  | MULTIPLIER SPECTACULAR          | 2/3/20   |          |          | 46  | 92.02% | 8,458     | 4,271  | 7,848 | 40     | \$1,150,020.00 | \$1,161,000.00 | \$1,169,580.00 | \$1,180,820.00 |
|              |      |      |            |                                 |          |          |          |     |        |           |        |       |        |                |                |                |                |

**Liability for 2145 / for Life to Date**Product Status:  
ActiveSmartCash Enabled:  
N/A

Validation Range: 01/08/2019 - 12/31/2037

**Outstanding Prizes**

| Tier    | Ref | SmartCash | Tier Value     | Count  | Amount         | Tickets Paid Life to Date | Amount Paid Life to Date | % paid  | Est. Tickets Sold |
|---------|-----|-----------|----------------|--------|----------------|---------------------------|--------------------------|---------|-------------------|
| 1       | 1   | N/A       | \$20.00        | 38134  | \$762,680.00   | 366101                    | \$7,322,020.00           | 90.57%  | 6536537           |
| 2       | 2   | N/A       | \$25.00        | 54084  | \$1,352,100.00 | 523363                    | \$13,084,075.00          | 90.63%  | 6541414           |
| 3       | 3   | N/A       | \$50.00        | 26280  | \$1,314,000.00 | 262428                    | \$13,121,400.00          | 90.90%  | 6560427           |
| 4       | 4   | N/A       | \$50.00        | 13543  | \$677,150.00   | 159638                    | \$7,981,900.00           | 92.18%  | 6652989           |
| 5       | 5   | N/A       | \$60.00        | 13321  | \$799,260.00   | 159750                    | \$9,585,000.00           | 92.30%  | 6661888           |
| 6       | 6   | N/A       | \$75.00        | 10390  | \$779,250.00   | 105199                    | \$7,889,925.00           | 91.01%  | 6568646           |
| 7       | 7   | N/A       | \$75.00        | 4530   | \$339,750.00   | 53193                     | \$3,989,475.00           | 92.15%  | 6650991           |
| 8       | 0   | N/A       | \$100.00       | 5388   | \$538,800.00   | 54749                     | \$5,474,900.00           | 91.04%  | 6570753           |
| 9       | 0   | N/A       | \$100.00       | 7289   | \$728,900.00   | 82919                     | \$8,291,900.00           | 91.92%  | 6634218           |
| 10      | 0   | N/A       | \$100.00       | 7205   | \$720,500.00   | 83028                     | \$8,302,800.00           | 92.02%  | 6641099           |
| 11      | 0   | N/A       | \$200.00       | 571    | \$114,200.00   | 5462                      | \$1,092,400.00           | 90.54%  | 6534301           |
| 12      | 0   | N/A       | \$200.00       | 713    | \$142,600.00   | 8325                      | \$1,665,000.00           | 92.11%  | 6648025           |
| 13      | 0   | N/A       | \$200.00       | 1093   | \$218,600.00   | 12715                     | \$2,543,000.00           | 92.08%  | 6646092           |
| 14      | 0   | N/A       | \$200.00       | 969    | \$193,800.00   | 11068                     | \$2,213,600.00           | 91.95%  | 6636386           |
| 15      | 0   | N/A       | \$500.00       | 83     | \$41,500.00    | 813                       | \$406,500.00             | 90.74%  | 6548823           |
| 16      | 0   | N/A       | \$500.00       | 106    | \$53,000.00    | 1103                      | \$551,500.00             | 91.23%  | 6584608           |
| 17      | 0   | N/A       | \$500.00       | 80     | \$40,000.00    | 829                       | \$414,500.00             | 91.20%  | 6582205           |
| 18      | 0   | N/A       | \$500.00       | 102    | \$51,000.00    | 1107                      | \$553,500.00             | 91.56%  | 6608487           |
| 19      | 0   | N/A       | \$1,000.00     | 14     | \$14,000.00    | 111                       | \$111,000.00             | 88.80%  | 6409051           |
| 20      | 0   | N/A       | \$1,000.00     | 23     | \$23,000.00    | 98                        | \$98,000.00              | 80.99%  | 5845497           |
| 21      | 0   | N/A       | \$1,000.00     | 23     | \$23,000.00    | 105                       | \$105,000.00             | 82.03%  | 5920523           |
| 22      | 0   | N/A       | \$1,000.00     | 17     | \$17,000.00    | 99                        | \$99,000.00              | 85.34%  | 6159677           |
| 23      | 0   | N/A       | \$10,000.00    | 2      | \$20,000.00    | 18                        | \$180,000.00             | 90.00%  | 6495659           |
| 24      | 0   | N/A       | \$10,000.00    | 1      | \$10,000.00    | 20                        | \$200,000.00             | 95.24%  | 6873714           |
| 25      | 0   | N/A       | \$10,000.00    | 0      | \$0.00         | 20                        | \$200,000.00             | 100.00% | 7217399           |
| 26      | 0   | N/A       | \$1,000,000.00 | 0      | \$0.00         | 3                         | \$3,000,000.00           | 100.00% | 7217400           |
| Totals: |     |           |                | 183961 | \$8,974,090.00 | 1,892,264                 | \$98,476,395.00          |         |                   |



# INTEROFFICE MEMO

Gary Grief, Executive Director Michael P. Farrell, Charitable

## Payment Approval

January 16, 2019

The attached invoice(s) for service is being submitted for approval.


Vendor Name: Pollard Banknote Limited  
P.O. Number (if applicable): 360-19-9010RL005  
Invoice Number: 8510164  
Tx Game Name: Multiplier Spectacular #2145

|                     | Quantity | Unit Price | Amount       |
|---------------------|----------|------------|--------------|
| Ticket size 10 x 4  | 7217.4   | 33.08      | \$238,751.59 |
| spectrum processing | 7217.4   | 70.00      | \$505,218.00 |
| multiple play area  | 7217.4   | 2.00       | \$14,434.80  |
| spectrum processing | 1        | 5000.00    | \$5,000.00   |
| holographic stock   | 1        | 28444.35   | \$28,444.35  |

Total Amount


**\$791,848.74**

The above referenced invoice(s) have been reviewed and certified as proper, accurate and should be paid by the Texas Lottery Commission.


  
Dale Bowersock (Instant Product Coordinator)  
Please forward to the next person for approval

DB

1/16/19  
Date

  
Robert Tironi (Products Manager)  
Please forward to the next person for approval

1/17/19  
Date

  
Ryan Mindell (Lottery Operations Division Director)

1/17/19  
Date

Please return to Maria Perez in the Office of the Controller by

January 26, 2019

NO. OF TICKETS: 7,217,400  
NO. POOLS: 60.15  
PACK SIZE: 25  
PACKS/POOL: 4,800  
PACKS/GAME: 288,696

Minimum: 6,938,400  
Maximum: 7,221,600

TEXAS LOTTERY COMMISSION  
"MULTIPLIER SPECTACULAR" - GAME NO. 2145  
END OF PRODUCTION PRIZE STRUCTURE  
2-Jan-19

VERSION A

| 7,217,400      |               |              |  | \$20 TICKETS |             | \$144,348,000    | REVENUE        | PRIZE FUND        | \$107,450,485         | PAYOUT %       | 74.44%                         |                              |
|----------------|---------------|--------------|--|--------------|-------------|------------------|----------------|-------------------|-----------------------|----------------|--------------------------------|------------------------------|
| PRIZE<br>LEVEL | PRIZE<br>CODE | TIER<br>CODE | GET:   | # OF WAYS    |             | ODDS OF<br>1 IN: | WINNERS IN     | WINNERS IN        | WINNERS IN            | PRIZE<br>COST  | PERCENT<br>OF PRIZE<br>FUND ** | VALIDATION<br>TIER<br>LEVELS |
|                |               |              |  | TO WIN:      | WIN:        |                  | 60.15<br>POOLS | 25<br>(PER PACK*) | 120,000<br>(Per Pool) |                |                                |                              |
| 1              | 1             | L            | \$20   | 1            | \$20        | 17.85            | 404,235        | 1.400             | 6,720,000             | \$8,084,700    | 7.52%                          | LOW TIER<br>64.21% ****      |
| 2              | 2             | G            | \$25   | 1            | \$25        | 12.50            | 577,447        | 2.000             | 9,600,000             | \$14,436,175   | 13.44%                         |                              |
| 3              | 3             | G            | \$50   | 1            | \$50        | 25.00            | 288,708        | 1.000             | 4,800,000             | \$14,435,400   | 13.43%                         |                              |
| 4              | 4             | G            | \$25"2X"                                       | 1            | \$50        | 41.68            | 173,181        | 0.600             | 2,880,000             | \$8,659,050    | 8.06%                          |                              |
| 5              | 5             | G            | \$20 + \$20 + \$20                             | 3            | \$60        | 41.70            | 173,071        | 0.600             | 2,880,000             | \$10,384,260   | 9.66%                          |                              |
| 6              | 6             | G            | \$75   | 1            | \$75        | 62.44            | 115,589        | 0.400             | 1,920,000             | \$8,669,175    | 8.07%                          |                              |
| 7              | 7             | G            | \$25 + \$50                                    | 2            | \$75        | 125.04           | 57,723         | 0.200             | 960,000               | \$4,329,225    | 4.03%                          |                              |
| 8              | 0             | M            | \$100  | 1            | \$100       | 120.02           | 60,137         | 0.208             | 1,000,000             | \$6,013,700    | 5.60%                          |                              |
| 9              | 0             | M            | \$20"5X"                                       | 1            | \$100       | 80.01            | 90,208         | 0.313             | 1,500,000             | \$9,020,800    | 8.40%                          |                              |
| 10             | 0             | M            | \$50"2X"                                       | 1            | \$100       | 79.99            | 90,233         | 0.313             | 1,500,000             | \$9,023,300    | 8.40%                          |                              |
| 11             | 0             | M            | \$200  | 1            | \$200       | 1,196.32         | 6,033          | 0.021             | 100,000               | \$1,206,600    | 1.12%                          | MID TIER<br>31.97%           |
| 12             | 0             | M            | 20"10X"  | 1            | \$200       | 798.56           | 9,038          | 0.031             | 150,000               | \$1,807,600    | 1.68%                          |                              |
| 13             | 0             | M            | \$20"5X" + \$50 x 2                            | 3            | \$200       | 522.70           | 13,808         | 0.048             | 230,000               | \$2,761,600    | 2.57%                          |                              |
| 14             | 0             | M            | \$25"2X" + \$50 + \$100                        | 3            | \$200       | 599.60           | 12,037         | 0.042             | 200,000               | \$2,407,400    | 2.24%                          |                              |
| 15             | 0             | M            | \$500  | 1            | \$500       | 8,055.13         | 896            | 0.003             | 15,0000               | \$448,000      | 0.42%                          |                              |
| 16             | 0             | M            | \$100"5X"                                      | 1            | \$500       | 5,969.73         | 1,209          | 0.004             | 20,0000               | \$604,500      | 0.56%                          |                              |
| 17             | 0             | M            | \$20 x 25                                      | 25           | \$500       | 7,939.93         | 909            | 0.003             | 15,0000               | \$454,500      | 0.42%                          |                              |
| 18             | 0             | M            | \$100 + \$200"2X"                              | 2            | \$500       | 5,969.73         | 1,209          | 0.004             | 20,0000               | \$604,500      | 0.56%                          |                              |
| 19             | 0             | H            | \$50"20X"                                      | 1            | \$1,000     | 57,739.20        | 125            | 0.000             | 2,0783                | \$125,000      | 0.12%                          |                              |
| 20             | 0             | H            | \$20"50X"                                      | 1            | \$1,000     | 59,647.93        | 121            | 0.000             | 2,0118                | \$121,000      | 0.11%                          |                              |
| 21             | 0             | H            | \$50"10X" + \$100"5X"                          | 2            | \$1,000     | 56,385.94        | 128            | 0.000             | 2,1282                | \$128,000      | 0.12%                          |                              |
| 22             | 0             | H            | \$500"2X"                                      | 1            | \$1,000     | 62,218.97        | 116            | 0.000             | 1,9287                | \$116,000      | 0.11%                          |                              |
| 23             | 0             | H            | \$100"100X"                                    | 1            | \$10,000    | 360,870.00       | 20             | 0.000             | 0,3325                | \$200,000      | 0.19%                          |                              |
| 24             | 0             | H            | \$200"10X" + \$500 x 6 + \$1,000"5X"           | 8            | \$10,000    | 343,685.71       | 21             | 0.000             | 0,3492                | \$210,000      | 0.20%                          |                              |
| 25             | 0             | H            | \$50 x 8 + \$100 x 6 + \$500 x 8 + \$1,000 x 5 | 27           | \$10,000    | 360,870.00       | 20             | 0.000             | 0,3325                | \$200,000      | 0.19%                          |                              |
| 26             | 0             | H            | \$1,000,000                                    | 1            | \$1,000,000 | 2,405,800        | 3 ***          | 0.000             | 0,0499                | \$3,000,000    | 2.79%                          | HIGH TIER<br>3.82%           |
|                |               |              |  |              |             | 3.48             | 2,076,225      | 7.192             | 34,519.211            | \$ 107,450,485 | 100.00%                        | 100.00%                      |
|                |               |              |  |              |             | 3.4762           |                |                   |                       |                |                                |                              |

Note: "2X" = win 2 TIMES the PRIZE by revealing one (1) "2X" Play Symbol.  
Note: "5X" = win 5 TIMES the PRIZE by revealing one (1) "5X" Play Symbol.  
Note: "10X" = win 10 TIMES the PRIZE by revealing one (1) "10X" Play Symbol.  
Note: "20X" = win 20 TIMES the PRIZE by revealing one (1) "20X" Play Symbol.  
Note: "50X" = win 50 TIMES the PRIZE by revealing one (1) "50X" Play Symbol.  
Note: "100X" = win 100 TIMES the PRIZE by revealing one (1) "100X" Play Symbol.

Consolidated odds are 1 in:

|             |              |           |
|-------------|--------------|-----------|
| \$20        | 17.85        | 404,235   |
| \$25        | 12.50        | 577,447   |
| \$50        | 15.63        | 461,889   |
| \$60        | 41.70        | 173,071   |
| \$75        | 41.64        | 173,312   |
| \$100       | 30.00        | 240,578   |
| \$200       | 176.40       | 40,916    |
| \$500       | 1,709.07     | 4,223     |
| \$1,000     | 14,729.39    | 490       |
| \$10,000    | 118,318.03   | 61        |
| \$1,000,000 | 2,405,800.00 | 3         |
|             |              | 2,076,225 |

\* Each of the following GLEPS will be used in approximately 20% of each pack of 25 tickets.  
\*\* Numbers are rounded.  
\*\*\* This number of prizes is guaranteed delivery to the Lottery  
\*\*\*\* \$25, \$50, \$60, and \$75 prizes are GLEPS and programmed as low tier prizes.

**Instant Ticket Game Analysis**  
**8/26/18-8/30/20**

**Average Number of Weeks for 85% Average Sell Through**

| Print Quantities | Price Point |          |         |          | Print Quantities | Price Point |          |         |         |
|------------------|-------------|----------|---------|----------|------------------|-------------|----------|---------|---------|
|                  | \$1         | \$2      | \$3     | \$5      |                  | \$10        | \$20     | \$30    | \$50    |
| < 5M             | None        | None     | None    | None     | 2M               | None        | None     | None    | None    |
| 5M-9.99M         | Week 14     | Week 16  | Week 16 | Week 17  | 3M               | None        | None     | None    | None    |
| 10M-14.99M       | None        | None     | None    | Week 27  | 4M               | Week 16*    | None     | None    | Week 56 |
| 15M-19.99M       | Week 23*    | None     | Week 33 | Week 26* | 5M               | Week 26*    | Week 22* | Week 27 | None    |
| 20M-24.99M       | None        | None     | None    | Week 48  | 6M               | Week 14     | Week 21  | None    | None    |
| 25M-29.99M       | Week 30     | None     | None    | None     | 7M               | Week 18     | Week 45  | None    | None    |
| 30M-34.99M       | None        | Week 46* | None    | None     | 8M               | Week 20*    | Week 35* | None    | None    |
| >35M             | None        | Week 54* | Week 62 | Week 47* | >9M              | Week 40     | None     | None    | None    |

**Average Weekly Dollar Sales at 85% Average Sell Through**

| Print Quantities | Price Point |             |             |             | Print Quantities | Price Point |             |             |             |
|------------------|-------------|-------------|-------------|-------------|------------------|-------------|-------------|-------------|-------------|
|                  | \$1         | \$2         | \$3         | \$5         |                  | \$10        | \$20        | \$30        | \$50        |
| < 5M             | None        | None        | None        | None        | 2M               | None        | None        | None        | None        |
| 5M-9.99M         | \$598,210   | \$786,271   | \$962,270   | \$1,910,553 | 3M               | None        | None        | None        | None        |
| 10M-14.99M       | None        | None        | None        | \$1,965,388 | 4M               | \$2,364,236 | None        | None        | \$3,525,563 |
| 15M-19.99M       | \$629,679   | None        | \$1,405,386 | \$3,225,872 | 5M               | \$1,959,320 | \$4,672,585 | \$5,273,477 | None        |
| 20M-24.99M       | None        | None        | None        | \$2,129,434 | 6M               | \$4,039,631 | \$5,031,851 | None        | None        |
| 25M-29.99M       | \$838,549   | None        | None        | None        | 7M               | \$3,610,003 | \$3,302,718 | None        | None        |
| 30M-34.99M       | None        | \$1,280,700 | None        | None        | 8M               | \$3,479,987 | \$4,349,250 | None        | None        |
| >35M             | None        | \$1,286,299 | \$1,629,327 | \$3,641,275 | >9M              | \$4,179,750 | None        | None        | None        |

None = no games at this level with 85% sell through

\* only one game at this level with 85% sell through

Excludes Promotional Tickets

Unaudited - For Internal Use Only