

TEXAS LOTTERY COMMISSION
Scratch Ticket Game Closing Analysis
SUMMARY REPORT

Scratch Ticket Information

Date Completed

6/29/2020

Game #	2206	Confirmed Packs	4,414
Game Name	Tic Tac Toad	Active Packs	3,020
Quantity Printed	9,299,550	Warehouse Packs	290
Price Point	\$1	Returned Packs	335
Start Date	3/2/2020	Printed Payout Percentage	60.00%
Top Prize	\$ 1,000	Percent Sold	85.85%
Number of Top Prizes Remaining	18	Number of Weeks Out	16

Current Game Sales Analysis

TANGIBLE COSTS

Expenditure Impact:

Cost to print tickets	\$ 110,200	Actual ticket production costs
Prize payout expense	\$ 4,393,427	Data from Instant Ticket Tier Liability screen in ES

Estimated Direct Costs \$ 4,503,627

TANGIBLE BENEFITS

Revenue Impact:

Estimated sales	\$ 7,983,664	Based on # of tkts printed, times % sold from DaVinci report, times the price point
-----------------	--------------	-------------------------------------------------------------------------------------

Total Estimated Benefits \$ 7,983,664

Excess of Revenue over Expended \$ 3,480,037

INTANGIBLE POSITIVE BENEFITS:

- Allows for open bin space for new games at same price point with higher average weekly sales.
- Allows retailers to return inventory to TLC that is not selling thus releasing their financial burden

INTANGIBLE NEGATIVE BENEFITS:

- There are still valuable prizes remaining in this game.

Assumptions:

- Estimated sales revenue is calculated based on the number of tickets printed times the percent sold from the DaVinci report. The percent sold amount is based on pack settlements. Some partial packs could be returned thus slightly reducing the sales revenue amount reported above.

Weekly Sales Comparison Information

Previous 3 Weeks Sales from DaVinci		
Most recent week sales	\$	196,242
Next week	\$	218,148
Next week	\$	263,467
Avg Weekly Sales Current Game	\$	225,952
Avg Weekly Sales \$1; 5M - 9.99M Qty	\$	616,770
Percentage Of Variance In Sales		63%

TEXAS LOTTERY COMMISSION
Scratch Ticket Game Closing Analysis
RECOMMENDATION AND APPROVALS

Instant Ticket Information

Game #	2206	Printed Payout Percentage	60.00%
Game Name	Tic Tac Toad	Actual Payout Percentage	55.03%
Percent Sold	85.85%	Number of Weeks Out	16
Average # of Weeks for 85% Sell-through for Same Price Point Game With Similar Print Run.			13

Recommendation

☒ Based on the findings in this Summary Report, I am recommending closing the above game.

☐ I am recommending closing the above game based on the below business reason(s):

Scratch Ticket Strategy Coordinator Date

Products Manager Date

By signing below, I agree with the recommendation of the Products Department Staff to close the above game.

Lottery Operations Division Director Date

Controller Date

Executive Director Date

Not Required.
>85% Sold

Bowersock, Dale

From: Tirloni, Robert
Sent: Monday, June 29, 2020 10:19 AM
To: Bowersock, Dale
Subject: FW: For Approval: July Pre-call Recommendations
Attachments: 2206_Master.pdf; 2207_Master.pdf

Importance: High

I'm approving the Game Close Analysis for 2206 and 2207 that are attached to this email.

Robert Tirloni
Products Manager | Texas Lottery Commission
Office: 512-344-5406

From: Bowersock, Dale <Dale.Bowersock@lottery.state.tx.us>
Sent: Monday, June 29, 2020 7:52 AM
To: Tirloni, Robert <Robert.Tirloni@lottery.state.tx.us>
Subject: RE: For Approval: July Pre-call Recommendations

So sorry about that. Not sure what I was doing to not catch these.
Revised attached.

From: Tirloni, Robert <Robert.Tirloni@lottery.state.tx.us>
Sent: Sunday, June 28, 2020 9:41 PM
To: Bowersock, Dale <Dale.Bowersock@lottery.state.tx.us>
Subject: FW: For Approval: July Pre-call Recommendations
Importance: High

For 2206, the cost to print should be \$110,200.
For 2207, the promo fee looks to be \$516,000 unless I'm missing something.

Once you look at these, send them back to me and I'll then I'll approve.

From: Bowersock, Dale <Dale.Bowersock@lottery.state.tx.us>
Sent: Monday, June 22, 2020 4:57 PM
To: Tirloni, Robert <Robert.Tirloni@lottery.state.tx.us>
Subject: For Approval: July Pre-call Recommendations

Approved for Pre-Call on July 3, 2020.

From: Gough, Riley <Riley.Gough@IGT.com>
Sent: Monday, June 22, 2020 1:31 PM
To: Bowersock, Dale <Dale.Bowersock@lottery.state.tx.us>

Cc: Tirloni, Robert <Robert.Tirloni@lottery.state.tx.us>; ProductsScratchTeam
<ProductsScratchTeam@lottery.state.tx.us>
Subject: RE: July Pre-call Recommendations

CAUTION: This email originated outside the Texas Lottery's email system.
DO NOT click links or open attachments unless you expect them from the sender and know the content is safe.

Hi Dale,

I do not have concerns with this list.

Thanks,
Riley

From: Bowersock, Dale <Dale.Bowersock@lottery.state.tx.us>
Sent: Monday, June 22, 2020 11:05 AM
To: Gough, Riley <Riley.Gough@IGT.com>
Cc: Tirloni, Robert <robert.tirloni@lottery.state.tx.us>; ProductsScratchTeam
<ProductsScratchTeam@lottery.state.tx.us>
Subject: July Pre-call Recommendations

[THIS MESSAGE ORIGINATED FROM A NON-IGT EMAIL ADDRESS]

Riley,
The games listed here are the ones I am recommending for Pre-Call on July 3, 2020. Please note these are all mature games with over 85% sell-through.

\$1, #2206, *Tic Tac Toad*, 85.85% sold, last week's sales = \$196,242
\$5, #2199, *88 Fortunes*®, 94.07% sold, last week's sales = \$440,660
\$5, #2207, *James Bond 007*™, 96.86% sold, last week's sales = \$299,065
\$10, #2202, *Jumbo Bucks 300X*, 94.89% sold, last week's sales = \$447,680
\$10, #2224, *\$250,000 50X Cashword*, 98.70% sold, last week's sales = \$285,020

Game close dates:

- Pre-Call = 7/3/20
- Call = 8/2/20
- Close = 9/16/20
- EOY = 3/15/21

Please let me know if you have any concerns with pre-calling these games.

Thanks,
Dale

CONFIDENTIALITY NOTICE: This message is the property of International Game Technology PLC and/or its subsidiaries and may contain proprietary, confidential or trade secret information. This message is intended solely for the use of the addressee. If you are not the intended recipient and have received this message in error, please delete this message

from your system. Any unauthorized reading, distribution, copying, or other use of this message or its attachments is strictly prohibited.



Da Vinci Report

6/22/20

Week End Date:6/20/20

Product Line	Game	\$	Tix Run	Name	Start	Call	Close	Wks	% Sold	Confirmed	Active	Ware	Return	Net Sales			
														6/20/20	6/13/20	6/6/20	5/30/20
Baseline	2212	\$1	9,187,950	FIND THE 9S	4/6/20			11	68.95%	10,439	6,037	1,555	41	\$343,073.00	\$364,582.00	\$450,811.00	\$544,140.00
	2216	\$1	17,132,100	HOT 7S	6/1/20			3	14.08%	21,834	13,059	60,706	4	\$931,241.00	\$924,641.00	\$555,683.00	\$900.00
	2222	\$1	9,297,600	MATCH 2 WIN	5/18/20			5	29.14%	16,664	11,104	14,279	2	\$512,649.00	\$571,433.00	\$607,064.00	\$614,220.00
	2220	\$2	7,321,250	EMERALD 8S	5/18/20			5	42.49%	16,640	10,925	3,709	4	\$1,171,322.00	\$1,292,688.00	\$1,394,838.00	\$1,467,240.00
	2214	\$2	9,300,375	LUCHA LIBRE LOOT	4/20/20			9	39.75%	12,840	9,102	21,454	5	\$677,188.00	\$778,062.00	\$897,660.00	\$731,076.00
	2163	\$3	41,105,925	TEXAS LOTERIA	4/6/20			11	13.45%	19,048	11,946	439,489	9	\$1,676,553.00	\$1,726,398.00	\$1,781,616.00	\$1,808,208.00
	2217	\$5	11,914,425	LUCKY 7S	6/1/20			3	26.37%	21,597	13,026	75,645	1	\$4,893,550.00	\$6,477,855.00	\$4,336,945.00	\$3,375.00
	2213	\$5	7,045,350	MONEY MULTIPLIER	4/6/20			11	88.83%	4,627	4,848	409	45	\$1,259,780.00	\$1,660,300.00	\$2,220,710.00	\$2,740,660.00
	2215	\$5	7,188,075	ROUTE 66 ROAD TO \$1,000,000!	6/15/20			1	7.62%	31,224	14,186	38,328	0	\$2,734,015.00	\$6,000.00	\$0	\$0
	2221	\$5	7,148,925	SPACE INVADERS \$50,000 CASH IN	4/20/20			9	60.34%	17,961	10,518	7,673	11	\$1,443,610.00	\$1,716,170.00	\$2,012,525.00	\$2,284,890.00
	2226	\$10	18,095,250	\$250,000 50X CASHWORD	5/1/20			7	16.69%	26,627	8,969	261,252	6	\$5,207,240.00	\$5,357,400.00	\$5,688,430.00	\$5,611,780.00
	2223	\$10	7,279,250	BREAK THE BANK SUPER TICKET	5/4/20			7	45.95%	28,148	10,166	36,805	558	\$3,203,060.00	\$3,588,420.00	\$4,253,120.00	\$5,078,160.00
	2153	\$10	6,116,850	EXTREME PAYOUT	6/15/20			1	8.80%	41,556	11,116	53,760	0	\$5,376,680.00	\$8,500.00	\$0	\$0
	2218	\$10	11,105,000	SUPER 7S	6/1/20			3	18.48%	28,241	11,212	135,854	4	\$6,487,650.00	\$8,154,770.00	\$5,880,310.00	\$4,500.00
	2219	\$20	8,837,100	MEGA 7S	6/1/20			3	12.87%	28,218	10,441	262,824	5	\$6,870,020.00	\$8,601,660.00	\$7,271,840.00	\$4,500.00
	2227	\$50	5,138,000	\$1,000,000 GOLDEN RICHES	4/6/20			11	31.77%	16,448	8,278	146,610	11	\$7,592,500.00	\$7,841,450.00	\$8,162,100.00	\$8,348,700.00
	Mature	1878	\$1	854,700	CASH ON THE SPOT	9/18/17		144	0.00%	0	0	2,172	22	\$0	\$0	\$0	\$0
	1804	\$1	829,650	LUCKY STARS	9/18/17			144	0.00%	0	0	70	765	\$0	\$0	\$0	\$0
	2193	\$1	29,035,950	MONOPOLY 10X	1/6/20			24	72.74%	12,884	8,643	29,154	25	\$521,505.00	\$563,680.00	\$631,457.00	\$655,140.00
	2206	\$1	9,299,550	TIC TAC TOAD	3/2/20			16	85.85%	4,414	3,020	290	335	\$196,242.00	\$218,148.00	\$263,467.00	\$303,831.00
	2124	\$1	853,200	WINNING 7S	8/8/19			45	0.00%	0	0	4,198	577	\$0	\$0	\$0	\$0
	2127	\$2	7,109,375	4-WAY CASH	2/17/20			18	81.25%	4,780	3,762	987	393	\$326,246.00	\$318,898.00	\$392,462.00	\$430,420.00
	2161	\$2	34,822,125	BINGO EXTRA	10/7/19			37	69.35%	13,175	9,138	60,299	33	\$1,227,470.00	\$1,248,440.00	\$1,293,426.00	\$1,282,340.00
	2162	\$2	40,877,750	BREAK THE BANK	8/5/19			46	72.49%	13,246	10,200	63,377	16	\$1,279,280.00	\$1,310,790.00	\$1,375,390.00	\$1,405,158.00
	2204	\$2	7,199,000	SIZZLING HOT 7S	3/16/20			14	81.27%	5,206	4,448	337	163	\$450,044.00	\$520,090.00	\$622,936.00	\$696,412.00
	2060	\$2	35,449,750	WEEKLY GRAND	8/19/19			44	55.32%	10,871	9,798	102,121	27	\$854,506.00	\$822,246.00	\$866,816.00	\$847,426.00
	2168	\$3	35,604,750	\$50,000 BONUS CASHWORD	2/17/20			18	29.16%	14,071	9,739	175,078	18	\$2,030,889.00	\$2,065,431.00	\$2,174,373.00	\$2,084,274.00
	2194	\$3	19,285,125	MONOPOLY 30X CROSSWORD	1/6/20			24	69.98%	10,262	8,894	25,115	26	\$1,344,339.00	\$1,382,292.00	\$1,436,466.00	\$1,396,401.00
	2164	\$5	22,076,025	\$100,000 VIP CASHWORD	3/16/20			14	31.32%	16,092	9,665	173,080	10	\$2,423,040.00	\$2,532,245.00	\$2,639,840.00	\$2,713,250.00
2241	\$5	15,358,575	BINGO TIMES 20	2/17/20				18	40.57%	12,909	10,092	96,163	15	\$1,715,995.00	\$1,793,920.00	\$1,858,940.00	\$1,854,790.00

Liability for 2206 / for Life to Date**Product Status:**
Active**SmartCash Enabled:**
N/A**Validation Range:** 02/04/2020 - 12/31/2037**Outstanding Prizes**

Tier	Ref	SmartCash	Tier Value	Count	Amount	Tickets Paid Life to Date	Amount Paid Life to Date	% paid	Est. Tickets Sold
1	1	N/A	\$1.00	264692	\$264,692.00	726987	\$726,987.00	73.31%	6817379
2	2	N/A	\$2.00	30244	\$60,488.00	93863	\$187,726.00	75.63%	7033315
3	3	N/A	\$2.00	113487	\$226,974.00	382489	\$764,978.00	77.12%	7171668
4	4	N/A	\$4.00	3420	\$13,680.00	12087	\$48,348.00	77.95%	7248575
5	5	N/A	\$4.00	9741	\$38,964.00	36702	\$146,808.00	79.03%	7349053
6	6	N/A	\$5.00	26461	\$132,305.00	97580	\$487,900.00	78.67%	7315726
7	7	N/A	\$10.00	3131	\$31,310.00	12411	\$124,110.00	79.85%	7426117
8	8	N/A	\$10.00	2851	\$28,510.00	12691	\$126,910.00	81.66%	7593655
9	9	N/A	\$20.00	2876	\$57,520.00	12518	\$250,360.00	81.32%	7562151
10	10	N/A	\$20.00	5302	\$106,040.00	25759	\$515,180.00	82.93%	7712150
11	0	N/A	\$40.00	184	\$7,360.00	803	\$32,120.00	81.36%	7565895
12	0	N/A	\$40.00	1103	\$44,120.00	5670	\$226,800.00	83.71%	7785095
13	0	N/A	\$50.00	2066	\$103,300.00	9536	\$476,800.00	82.19%	7643553
14	0	N/A	\$100.00	77	\$7,700.00	305	\$30,500.00	79.84%	7425033
15	0	N/A	\$100.00	115	\$11,500.00	676	\$67,600.00	85.46%	7947529
16	0	N/A	\$200.00	50	\$10,000.00	182	\$36,400.00	78.45%	7295336
17	0	N/A	\$200.00	60	\$12,000.00	327	\$65,400.00	84.50%	7857759
18	0	N/A	\$500.00	24	\$12,000.00	131	\$65,500.00	84.52%	7859619
19	0	N/A			\$5,000.00	5	\$5,000.00	50.00%	4649775
20	0	N/A			\$13,000.00	8	\$8,000.00	38.10%	3542685
Totals:				465902	\$1,186,463.00	1,430,730			



INTEROFFICE MEMO

Gary Grief, Executive Director Michael P. Farrell, Charitable Bingo Op


Payment Approval

February 12, 2020

The attached invoice(s) for service is being submitted for approval. DB

Vendor Name:	IGT Global Solutions Corporation
Invoice Number:	90111756
Tx Game name:	Game #2206 Tic Tac Toad
PO #:	362-20-9009RL003
Invoice Amount:	


The above referenced invoice(s) have been reviewed and certified as proper, accurate and should be paid by the Texas Lottery Commission.


Dale Bowersock (Scratch Ticket Strategy Coordinator)
Please forward to the next person for approval

DB


2/11/2020

Date


Robert Tironi (Products Manager)
Please forward to the next person for approval

2/14/2020

Date


Ryan Mindell (Lottery Operations Division Director)

2-18-2020

Date

Please return to Maria Perez in the Office of the Controller by

February 22, 2020



BILL TO: 20318
Texas Lottery Commission
Gary Grief, Executive Director
611 East 6th Street
Austin TX 78701

IGT Global Solutions Corporation
d/b/a IGT Solutions Corp. in the State of Texas
10 Memorial Boulevard
Providence, RI 02903
USA
Telephone 401 392-1000
Fax 401 392-1234
FED ID No. 05-0389840

INVOICE

INVOICE NUMBER: 90111756
DATE : February 11, 2020

2020 FEB 12 AM 11:04

INV ITEM NO. CUSTOMER PO NO.	SALES ORD. SO ITEM NO	DESCRIPTION	QUANTITY	UNIT PRICE	EXTENDED AMOUNT
001 GAME 2206	90942 010	"TIC TAC TOAD" 2206 -Truck#1 2.40" x 4.00" Tickets \$ 9.46/M Full UV (\$0.08 per sq inch per thousand) \$0.76/M Continuous 4 Color Process over entire ticket (\$0.17 per sq. inch per thousand) \$1.63/M TOTAL \$ 11.85/M	9,299,550 PC	0.01185	110,199.67
				TOTAL AMOUNT DUE	USD 110,199.67

REMARKS:
Unrounded Invoice Total \$ 110,199.6675

PAYMENT TERMS:
Due within 30 days

REMITTANCE:
Please remit payment in USD:

For wire transfer payments:

Wells Fargo Bank, N.A
420 Montgomery Street
San Francisco CA 94104

SWIFT: WFBUS6S

ABA No. 121000248

Account No. 4417073848

Account Name: IGT Global Solutions Corp

For ACH payments:

Wells Fargo Bank, N.A
420 Montgomery Street
San Francisco CA 94104

ABA No. 121000248

Account No. 4417073848

Account Name: IGT Global Solutions Corporation

For each invoice being paid, please include entire invoice number(s) (8-digit and/or alpha-numeric) in reference field of the remittance transmission.

END OF DOCUMENT 90111756

NO. OF TICKETS: 38.75 MIN: 8,937,600
 NO. POOLS: 150 MAX: 9,302,400
 PACK SIZE: 1,600
 PACKS/POOL: 61,997
 PACKS/GAME: 9,299,550

TEXAS LOTTERY COMMISSION
 "TIC TAC TOAD" GAME NUMBER 2206
 END OF PRODUCTION PRIZE STRUCTURE
 SEPTEMBER 9, 2019 - VERSION 4

\$1 TICKETS \$9,299,550 - REVENUE PRIZE FUND - \$5,579,890 PAYOUT % -

PRIZE TIER	# WINS	TIER CODE	GET:	WIN:	ODDS OF 1 IN:	WINNERS IN 38.75 POOLS	WINNERS IN 150 (PER PACK*)	WINNERS IN 240,000 (PER POOL)	PRIZE COST	PERCENT OF PRIZE FUND**	VALIDATION TIER LEVELS
1	1	L	\$1	\$1	9.38	991,679	16.00	25,600	\$ 991,679	17.77%	
2	1	L	\$2	\$2	74.93	124,107	2.00	3,200	\$ 248,214	4.45%	
3	1	L	\$1 (DBL)	\$2	18.75	495,976	8.00	12,800	\$ 991,952	17.78%	
4	1	L	\$4	\$4	599.70	15,507	0.25	400	\$ 62,028	1.11%	
5	1	L	\$2 (DBL)	\$4	200.24	46,443	0.75	1,200	\$ 185,772	3.33%	
6	1	L	\$5	\$5	74.97	124,041	2.00	3,200	\$ 620,205	11.12%	
7	1	L	\$10	\$10	598.35	15,542	0.25	400	\$ 155,420	2.79%	
8	1	L	\$5 (DBL)	\$10	598.35	15,542	0.25	400	\$ 155,420	2.79%	
9	1	L	\$20	\$20	604.10	15,394	0.25	400	\$ 307,880	5.52%	LOW TIER
10	1	L	\$10 (DBL)	\$20	299.40	31,061	0.50	800	\$ 621,220	11.13%	77.78%
11	1	M	\$40	\$40	9,422.04	987	-	25	\$ 39,480	0.71%	
12	1	M	\$20 (DBL)	\$40	1,373.03	6,773	-	175	\$ 270,920	4.86%	
13	1	M	\$50	\$50	801.55	11,602	-	300	\$ 580,100	10.40%	
14	1	M	\$100	\$100	24,344.37	382	-	10	\$ 38,200	0.68%	
15	1	M	\$50 (DBL)	\$100	11,756.70	791	-	20	\$ 79,100	1.42%	
16	1	M	\$200	\$200	40,084.27	232	-	6	\$ 46,400	0.83%	
17	1	M	\$100 (DBL)	\$200	24,029.84	387	-	10	\$ 77,400	1.39%	MID TIER
18	1	M	\$500	\$500	59,997.10	155	-	4	\$ 77,500	1.39%	21.67%
19	1	H	\$1,000	\$1,000	929,955.00	10			\$ 10,000	0.18%	HIGH TIER
20	1	H	\$500 (DBL)	\$1,000	442,835.71	21			\$ 21,000	0.38%	0.56%
				2 Decimals:	4.90	1,896,632	30.25	48,950	\$ 5,579,890	100.00%	100.00% **
				4 Decimals	4.9032						

"SUNGLASSES" Play Symbol = DBL (win DOUBLE the PRIZE)

TEXAS LOTTERY COMMISSION
 "TIC TAC TOAD" GAME NUMBER 2206
 SEPTEMBER 9, 2019 - VERSION 4

Consolidated odd	\$1	9.38	991,679
	\$2	15.00	620,083
	\$4	150.11	61,950
	\$5	74.97	124,041
	\$10	299.17	31,084
	\$20	200.18	46,455
	\$40	1,198.40	7,760
	\$50	801.55	11,602
	\$100	7,928.01	1,173
	\$200	15,023.51	619
	\$500	59,997.10	155
	\$1,000	299,985.48	31
			1,896,632

WIN:	GET	A	B	C	D
\$1	\$1	16 = \$ 16	18 = \$ 18	15 = \$ 15	15 = \$ 15
\$2	\$2	2 = \$ 4	1 = \$ 2	2 = \$ 4	3 = \$ 6
\$2	\$1 (DBL)	8 = \$ 16	8 = \$ 16	8 = \$ 16	8 = \$ 16
\$4	\$4	0 = \$ 0	0 = \$ 0	0 = \$ 0	1 = \$ 4
\$4	\$2 (DBL)	1 = \$ 4	1 = \$ 4	0 = \$ 0	1 = \$ 4
\$5	\$5	2 = \$ 10	2 = \$ 10	3 = \$ 15	1 = \$ 5
\$10	\$10	1 = \$ 10	0 = \$ 0	0 = \$ 0	0 = \$ 0
\$10	\$5 (DBL)	1 = \$ 10	0 = \$ 0	0 = \$ 0	0 = \$ 0
\$20	\$20	0 = \$ 0	1 = \$ 20	0 = \$ 0	0 = \$ 0
\$20	\$10 (DBL)	0 = \$ 0	0 = \$ 0	1 = \$ 20	1 = \$ 20
		31 \$70	31 \$70	29 \$70	30 \$70

* Each of the four GLEPS types will be used in approximately 25% of the packs in the game.

** Numbers are rounded.

NOTE: There will be no more than 33 winners per pack.

Instant Ticket Game Analysis
2/25/18-2/29/20

Average Number of Weeks for 85% Average Sell Through

Print Quantities	Price Point				Print Quantities	Price Point			
	\$1	\$2	\$3	\$5		\$10	\$20	\$30	\$50
< 5M	None	None	None	None	2M	None	None	None	None
5M-9.99M		Week 18	Week 16	Week 19	3M	None	None	None	Week 56*
10M-14.99M	None	None	None	Week 27	4M	Week 16*	None	None	Week 61*
15M-19.99M	Week 23	None	Week 34*	Week 26*	5M	Week 26*	Week 25*	Week 40*	None
20M-24.99M	None	None	None	None	6M	Week 20	Week 25*	None	None
25M-29.99M	Week 28*	None	None	None	7M	Week 25*	Week 64*	None	None
30M-34.99M	Week 56*	None	None	None	8M	Week 23	Week 38*	None	None
>35M	None	Week 60	Week 56	Week 47*	>9M	Week 27	Week 49*	None	None

Average Weekly Dollar Sales at 85% Average Sell Through

Print Quantities	Price Point				Print Quantities	Price Point			
	\$1	\$2	\$3	\$5		\$10	\$20	\$30	\$50
< 5M	None	None	None	None	2M	None	None	None	None
5M-9.99M		\$761,968	\$962,270	\$1,810,073	3M	None	None	None	\$2,732,470
10M-14.99M	None	None	None	\$1,848,221	4M	\$2,364,236	None	None	\$3,177,965
15M-19.99M	\$631,464	None	\$1,225,446	\$3,225,872	5M	\$1,959,320	\$4,111,875	\$3,795,213	None
20M-24.99M	None	None	None	None	6M	\$3,291,377	\$4,223,614	None	None
25M-29.99M	\$900,100	None	None	None	7M	\$2,488,242	\$1,950,276	None	None
30M-34.99M	\$462,626	None	None	None	8M	\$3,151,041	\$4,005,888	None	None
>35M	None	\$1,085,176	\$1,761,946	\$3,641,275	>9M	\$4,077,657	\$3,200,387	None	None

None = no games at this level with 85% sell through

* only one game at this level with 85% sell through

Excludes Promotional Tickets

Unaudited - For Internal Use Only