

TEAS LOTTERY COMMISSION
Scratch Ticket Game Closing Analysis
SUMMARY REPORT

Scratch Ticket Information

Date Completed

6/27/2022

Game #	2306	Confirmed Packs	8,329
Game Name	Break the Bank Super Ticket	Active Packs	5,421
Quantity Printed	8,318,950	Warehouse Packs	7,987
Price Point	\$10	Returned Packs	45
Start Date	8/16/2021	Printed Payout Percentage	69.98%
Top Prize	\$ 250,000	Percent Sold	85.60%
Number of Top Prizes Remaining	1	Number of Weeks Out	45

Current Game Sales Analysis**TANGIBLE COSTS****Expenditure Impact:**

Cost to print tickets	\$ 2,185,569	Actual ticket production costs
Prize payout expense	\$ 48,978,340	Data from Instant Ticket Tier Liability screen in ES

Estimated Direct Costs \$ 51,163,909

TANGIBLE BENEFITS**Revenue Impact:**

Estimated sales	\$ 71,210,212	Based on # of tkts printed, times % sold from DaVinci report, times the price point
-----------------	---------------	---

Total Estimated Benefits \$ 71,210,212

Excess of Revenue over Expended \$ 20,046,303

INTANGIBLE POSITIVE BENEFITS:

- Allows for open bin space for new games at same price point with higher average weekly sales.
- Allows retailers to return inventory to TLC that is not selling thus releasing their financial burden

INTANGIBLE NEGATIVE BENEFITS:

- There are still valuable prizes remaining in this game.

Assumptions:

- Estimated sales revenue is calculated based on the number of tickets printed times the percent sold from the DaVinci report. The percent sold amount is based on pack settlements. Some partial packs could be returned thus slightly reducing the sales revenue amount reported above.

Weekly Sales Comparison Information

Previous 3 Weeks Sales from DaVinci		
Most recent week sales	\$	899,610
Next week	\$	989,420
Next week	\$	999,330
Avg Weekly Sales Current Game	\$	962,787
Avg Weekly Sales \$10; 5M-9.99M Qty	\$	3,575,687
Percentage Of Variance In Sales		73%

MASS LOTTERY COMMISSION
Scratch Ticket Game Closing Analysis
RECOMMENDATION AND APPROVALS


Instant Ticket Information

Game #	2306	Printed Payout Percentage	69.98%
Game Name	Break the Bank Super Ticket	Actual Payout Percentage	68.78%
Percent Sold	85.60%	Number of Weeks Out	45
Average # of Weeks for 85% Sell-through for Same Price Point Game With Similar Print Run.			17

Recommendation

Based on the findings in this Summary Report, I am recommending closing the above game.

I am recommending closing the above game based on the below business reason(s):

 6/28/2022

Scratch Ticket Strategy Coordinator Date

 6/28/2022

Products Manager Date

By signing below, I agree with the recommendation of the Products Department Staff to close the above game.

Not Required - >85% Sell Through

Lottery Operations Division Director Date

Not Required - >85% Sell Through

Controller Date

Not Required - >85% Sell Through

Executive Director Date



Da Vinci Report **6/27/22**

Week End Date:6/25/22

Product Line	Game	\$	Tix Run	Name	Start	Call	Close	Wks	% Sold	Confirmed	Active	Ware	Return	Net Sales			
														6/25/22	6/18/22	6/11/22	6/4/22
Mature	2357	\$5	10,248,900	\$50,000 POKER	2/7/22			20	59.17%	3,328	2,265	45,443	2,344	\$421,880.00	\$479,340.00	\$534,200.00	\$597,730.00
	2247	\$5	18,355,500	BONUS BREAK THE BANK	12/28/20			78	84.83%	5,502	3,321	26,876	22	\$417,335.00	\$459,060.00	\$479,300.00	\$475,175.00
	2382	\$5	7,334,550	LUCKY	2/21/22			18	71.30%	3,898	3,106	15,112	2,623	\$360,300.00	\$467,340.00	\$507,670.00	\$602,150.00
	2374	\$5	27,786,375	POWER 50X	1/3/22			25	45.66%	13,740	8,649	175,800	20	\$1,446,510.00	\$1,550,590.00	\$1,700,935.00	\$1,672,405.00
	2385	\$5	7,080,600	SHOW ME \$100,000	3/21/22			14	86.99%	4,708	3,845	465	372	\$878,565.00	\$1,070,355.00	\$1,282,360.00	\$1,462,990.00
	2425	\$5	32,632,050	SUPER CROSSWORD	2/24/22			17	26.13%	18,062	9,435	289,915	24	\$2,228,075.00	\$2,352,625.00	\$2,393,480.00	\$2,575,785.00
	2342	\$5	59,686,425	SUPER LOTERIA	10/18/21			36	55.42%	27,614	13,881	305,429	23	\$4,652,125.00	\$4,740,845.00	\$4,976,490.00	\$5,212,595.00
	2366	\$5	7,333,350	TEXAS EDITION BUCKS & TRUCKS	3/7/22			16	76.18%	4,600	3,855	10,407	941	\$549,440.00	\$643,550.00	\$699,180.00	\$855,400.00
	2333	\$10	28,628,600	\$250,000 50X CASHWORD	12/20/21			27	33.96%	21,926	9,106	342,814	19	\$3,480,790.00	\$3,555,930.00	\$3,633,080.00	\$3,806,140.00
	2346	\$10	13,460,600	\$500,000 EXTREME LUCK	4/5/21			64	82.01%	9,734	5,323	30,713	41	\$1,387,110.00	\$1,456,670.00	\$1,427,080.00	\$1,485,030.00
	2348	\$10	11,152,000	\$50 OR \$100	12/6/21			29	66.95%	12,980	6,350	51,066	35	\$1,788,770.00	\$1,931,030.00	\$1,878,170.00	\$2,033,400.00
	2306	\$10	8,318,950	BREAK THE BANK SUPER TICKET	8/16/21			45	85.60%	8,329	5,421	7,987	45	\$899,610.00	\$989,420.00	\$999,330.00	\$1,070,230.00
	2380	\$10	12,227,050	CASH CELEBRATION	2/7/22			20	40.78%	10,844	6,209	125,845	22	\$1,223,580.00	\$1,318,780.00	\$1,330,310.00	\$1,415,050.00
	2433	\$10	49,110,750	MEGA LOTERIA	2/7/22			20	35.70%	41,483	13,170	567,223	23	\$8,376,240.00	\$8,497,600.00	\$8,761,250.00	\$9,075,770.00
	2375	\$10	22,860,600	POWER 100X	1/3/22			25	37.02%	16,721	9,036	259,080	27	\$2,085,370.00	\$2,197,820.00	\$2,213,870.00	\$2,320,810.00
	2203	\$20	8,559,050	\$1,000,000 EXTREME CASH	6/7/21			55	73.06%	5,596	2,273	82,958	54	\$607,720.00	\$652,580.00	\$635,120.00	\$706,300.00
	2354	\$20	10,280,400	\$1,000,000 JACKPOT	9/7/21			42	59.99%	16,185	5,997	139,481	53	\$1,435,480.00	\$1,572,080.00	\$1,557,620.00	\$1,654,300.00
	2367	\$20	16,392,750	CASH SPECTACULAR	11/15/21			32	31.63%	12,296	4,189	429,528	22	\$1,338,660.00	\$1,426,980.00	\$1,429,700.00	\$1,517,580.00
	2343	\$20	25,454,075	MILLION DOLLAR LOTERIA	6/18/21			53	78.61%	37,195	10,322	161,661	57	\$6,702,280.00	\$6,966,380.00	\$7,007,500.00	\$7,467,720.00
	2376	\$20	10,149,100	POWER 200X	1/3/22			25	47.84%	20,907	7,954	179,822	15	\$2,218,540.00	\$2,448,040.00	\$2,428,700.00	\$2,480,240.00
	2411	\$20	7,928,475	ULTIMATE 7S	2/21/22			18	54.40%	18,268	6,815	116,221	21	\$2,726,100.00	\$3,219,180.00	\$3,321,660.00	\$3,625,300.00
	2053	\$30	34,080,725	\$750 MILLION WINNER'S CIRCLE	3/19/18			223	65.96%	12,527	5,683	442,089	52	\$2,361,030.00	\$2,460,120.00	\$2,433,810.00	\$2,359,770.00
	2293	\$30	9,177,650	CASH CELEBRATION!	4/5/21			64	83.74%	12,448	5,433	39,196	81	\$1,907,640.00	\$1,935,900.00	\$1,991,010.00	\$1,982,310.00
	2358	\$50	5,984,660	\$1,000,000 ULTIMATE	12/20/21			27	52.57%	18,627	6,538	113,889	25	\$3,585,700.00	\$3,723,500.00	\$3,744,250.00	\$3,908,150.00
	2378	\$50	6,116,960	\$200,000,000 CASH BLOWOUT!	3/7/22			16	37.88%	21,163	7,435	158,020	14	\$4,894,700.00	\$5,073,650.00	\$5,105,650.00	\$5,404,450.00
	2344	\$50	10,279,600	500X LOTERIA SPECTACULAR	10/18/21			36	45.98%	22,011	7,163	244,360	40	\$5,628,200.00	\$5,735,800.00	\$5,795,450.00	\$5,900,250.00
	2340	\$50	6,606,400	CASINO MILLIONS	9/20/21			40	79.77%	16,401	5,815	41,910	53	\$3,226,650.00	\$3,208,150.00	\$3,284,850.00	\$3,422,600.00
Sold/Closing	2296	\$1	10,217,250	LADY LUCK	11/1/21	5/29/22	7/13/22	34	93.59%	56	42	196	2,887	-\$1,897.00	\$2,479.00	\$15,654.00	\$27,720.00
	2370	\$2	9,288,250	TEXAS CASH	12/20/21	5/29/22	7/13/22	27	59.29%	213	165	23,157	2,182	-\$21,032.00	-\$9,964.00	\$36,614.00	\$89,136.00
	2234	\$3	35,950,250	\$50,000 BONUS CASHWORD	2/22/21	5/24/22	7/8/22	70	97.57%	293	85	352	1,475	\$3,627.00	\$28,119.00	\$82,809.00	\$174,621.00
	2250	\$5	22,721,550	BINGO TIMES 20	11/23/20	7/3/22	8/17/22	83	96.70%	1,250	1,069	2,612	1,079	\$176,420.00	\$260,430.00	\$311,810.00	\$403,320.00
	2368	\$5	7,217,700	JEOPARDY!	12/6/21	5/29/22	7/13/22	29	72.51%	132	116	17,172	5,647	-\$26,000.00	-\$5,275.00	\$31,350.00	\$100,700.00

Liability for 2306 / for Life to Date

Product Status:
Active

SmartCash Enabled:
N/A

Validation Range: 04/02/2021 - 12/31/2037

Outstanding Prizes

Tier	Ref	SmartCash	Tier Value	Count	Amount	Tickets Paid Life to Date	Amount Paid Life to Date	% paid	Est. Tickets Sold
1	1	N/A	\$10.00	28956	\$289,560.00	137393	\$1,373,930.00	82.59%	6870888
2	2	N/A	\$10.00	60564	\$605,640.00	272164	\$2,721,640.00	81.80%	6804713
3	3	N/A	\$10.00	27218	\$272,180.00	139191	\$1,391,910.00	83.64%	6958295
4	4	N/A	\$10.00	27710	\$277,100.00	138669	\$1,386,690.00	83.35%	6933450
5	5	N/A	\$10.00	28107	\$281,070.00	138272	\$1,382,720.00	83.11%	6913600
6	6	N/A	\$20.00	20692	\$413,840.00	104099	\$2,081,980.00	83.42%	6939557
7	7	N/A	\$20.00	26046	\$520,920.00	140332	\$2,806,640.00	84.35%	7016642
8	8	N/A	\$20.00	28724	\$574,480.00	137656	\$2,753,120.00	82.74%	6882758
9	9	N/A	\$20.00	25584	\$511,680.00	140824	\$2,816,480.00	84.63%	7039972
10	0	N/A	\$30.00	6803	\$204,090.00	34785	\$1,043,550.00	83.64%	6958129
11	0	N/A	\$30.00	6238	\$187,140.00	35349	\$1,060,470.00	85.00%	7071117
12	0	N/A	\$30.00	6261	\$187,830.00	35327	\$1,059,810.00	84.95%	7066546
13	0	N/A	\$50.00	6565	\$328,250.00	35052	\$1,752,600.00	84.23%	7006651
14	0	N/A	\$50.00	6103	\$305,150.00	35484	\$1,774,200.00	85.32%	7098122
15	0	N/A	\$50.00	6124	\$306,200.00	35463	\$1,773,150.00	85.27%	7093921
16	0	N/A	\$50.00	6145	\$307,250.00	35443	\$1,772,150.00	85.22%	7089750
17	0	N/A	\$50.00	6193	\$309,650.00	35395	\$1,769,750.00	85.11%	7080148
18	0	N/A	\$50.00	6120	\$306,000.00	35467	\$1,773,350.00	85.28%	7094721
19	0	N/A	\$50.00	6044	\$302,200.00	35543	\$1,777,150.00	85.47%	7109924
20	0	N/A	\$50.00	6284	\$314,200.00	35333	\$1,766,650.00	84.90%	7062821
21	0	N/A	\$100.00	536	\$53,600.00	2928	\$292,800.00	84.53%	7031722
22	0	N/A	\$100.00	3095	\$309,500.00	17651	\$1,765,100.00	85.08%	7077884
23	0	N/A	\$100.00	2610	\$261,000.00	14697	\$1,469,700.00	84.92%	7064402
24	0	N/A	\$100.00	2125	\$212,500.00	11759	\$1,175,900.00	84.69%	7045702
25	0	N/A	\$100.00	1051	\$105,100.00	5886	\$588,600.00	84.85%	7058575
26	0	N/A	\$100.00	3096	\$309,600.00	17716	\$1,771,600.00	85.12%	7081420
27	0	N/A	\$200.00	115	\$23,000.00	578	\$115,600.00	83.41%	6938460
28	0	N/A	\$200.00	506	\$101,200.00	2958	\$591,600.00	85.39%	7103768
29	0	N/A	\$200.00	615	\$123,000.00	3520	\$704,000.00	85.13%	7081669
30	0	N/A	\$200.00	644	\$128,800.00	3551	\$710,200.00	84.65%	7041857
31	0	N/A	\$200.00	637	\$127,400.00	3531	\$706,200.00	84.72%	7047555
32	0	N/A	\$200.00	751	\$150,200.00	4105	\$821,000.00	84.53%	7032390
33	0	N/A	\$200.00	647	\$129,400.00	3503	\$700,600.00	84.41%	7021995
34	0	N/A	\$500.00	14	\$7,000.00	56	\$28,000.00	80.00%	6655159
35	0	N/A	\$500.00	105	\$52,500.00	597	\$298,500.00	85.04%	7074662
36	0	N/A	\$500.00	33	\$16,500.00	182	\$91,000.00	84.65%	7042087
37	0	N/A	\$500.00	35	\$17,500.00	174	\$87,000.00	83.25%	6925824
38	0	N/A	\$1,000.00	2	\$2,000.00	13	\$13,000.00	86.67%	7209756
39	0	N/A	\$1,000.00	10	\$10,000.00	41	\$41,000.00	80.39%	6687783
40	0	N/A	\$1,000.00	7	\$7,000.00	19	\$19,000.00	73.08%	6079232
41	0	N/A	\$1,000.00	9	\$9,000.00	32	\$32,000.00	78.05%	6492839
42	0	N/A	\$1,000.00	8	\$8,000.00	28	\$28,000.00	77.78%	6470294
43	0	N/A	\$20,000.00	0	\$0.00	3	\$60,000.00	100.00%	8318950
44	0	N/A	\$20,000.00	1	\$20,000.00	4	\$80,000.00	80.00%	6655159
45	0	N/A	\$250,000.00	0	\$0.00	2	\$500,000.00	100.00%	8318948
46	0	N/A	\$250,000.00	1	\$250,000.00	1	\$250,000.00	50.00%	4159474
Totals:				359134	\$9,238,230.00	1,830,776	\$48,978,340.00		



INTEROFFICE MEMO

Gary Grief, Executive Director Tyler Vance, Acting Charitable Bingo Operations Director

Payment Approval


March 30, 2021

The attached invoice(s) for service is being submitted for approval.

Vendor Name	<u>IGT</u>
P.O. Number (if applicable)	<u>362-21-9009RL008</u>
Invoice Number	<u>90118316</u>
Tx Game Name:	<u>Game #2306 Break The Bank</u>
Invoice Amount:	<u>\$2,185,569.01</u>

The above referenced invoice(s) have been reviewed and certified as proper, accurate and should be paid by the Texas Lottery Commission.

The above referenced invoices have been reviewed and certified as proper, accurate and should be paid by the Texas Lottery Commission.




 Dale Bowersock (Scratch Ticket Strategy Coordinator)
 Please forward to the next person for approval

3/30/2021

 Date

JB
 3/30/2021




 Robert Tirloni (Products Manager)
 Please forward to the next person for approval

3/30/2021

 Date





 Ryan Mindell (Lottery Operations Division Director)

3/30/2021

 Date

Please return to Maria Perez in the Office of the Controller by

April 9, 2021



IGT Global Solutions Corporation
 d/b/a IGT Solutions Corp. in the State of Texas
 10 Memorial Boulevard
 Providence, RI 02903
 USA
 Telephone 401 392-1000
 Fax 401 392-1234
 FED ID No. 05-0389840

INVOICE

INVOICE NUMBER: 90118316
 DATE : March 29, 2021

BILL TO: 20318
 Texas Lottery Commission
 Gary Grief, Executive Director
 611 East 6th Street
 Austin TX 78701

INV ITEM NO. CUSTOMER PO NO.	SALES ORD. SO ITEM NO	DESCRIPTION	QUANTITY	UNIT PRICE	EXTENDED AMOUNT
001 GAME 2306	100671 010	2306 BREAK THE BANK-Trk 1 12.00" x 8.00" Tickets \$ 67.37/M Third Color Imaging Blue \$ Waived	986,250 PC	0.06737	66,443.66
002 GAME 2306	100671 020	2306 Option: Holographic Stock-Trk	986,250 PC	0.14400	142,020.00
003 GAME 2306	100671 030	2346 Option: Full UV-Trk 1	986,250 PC	0.00768	7,574.40
004 GAME 2306	100671 040	2306 Option: Dual Color Imaging-Tr	986,250 PC	0.02433	23,995.46
005 GAME 2306	100671 050	2306 Option: Continuous 4 Color-Tr	986,250 PC	0.01632	16,095.60
006 GAME 2306	100671 060	2306 BREAK THE BANK-Trk 2	1,049,200 PC	0.06737	70,684.60
007 GAME 2306	100671 070	2306 Option: Holographic Stock-Trk	1,049,200 PC	0.14400	151,084.80
008 GAME 2306	100671 080	2306 Option: Full UV-Trk 2	1,049,200 PC	0.00768	8,057.86
009 GAME 2306	100671 090	2306 Option: Dual Color Imaging-Tr	1,049,200 PC	0.02433	25,527.04
010 GAME 2306	100671 100	2306 Option: Continuous 4 Color-Tr	1,049,200 PC	0.01632	17,122.94
011 GAME 2306	100671 110	2306 BREAK THE BANK-Trk 3	1,051,000 PC	0.06737	70,805.87
012 GAME 2306	100671 120	2306 Option: Holographic Stock-Trk	1,051,000 PC	0.14400	151,344.00
013 GAME 2306	100671 130	2306 Option: Full UV-Trk 3	1,051,000 PC	0.00768	8,071.68

Continued...

INV ITEM NO. CUSTOMER PO NO.	SALES ORD. SO ITEM NO	DESCRIPTION	QUANTITY	UNIT PRICE	EXTENDED AMOUNT
014 GAME 2306	100671 140	2306 Option: Dual Color Imaging-Tr	1,051,000 PC	0.02433	25,570.83
015 GAME 2306	100671 150	2306 Option: Continuous 4 Color-Tr	1,051,000 PC	0.01632	17,152.32
016 GAME 2306	100671 160	2306 BREAK THE BANK-Trk 4	1,052,800 PC	0.06737	70,927.14
017 GAME 2306	100671 170	2306 Option: Holographic Stock-Trk	1,052,800 PC	0.14400	151,603.20
018 GAME 2306	100671 180	2306 Option: Full UV-Trk 4	1,052,800 PC	0.00768	8,085.50
019 GAME 2306	100671 190	2306 Option: Dual Color Imaging-Tr	1,052,800 PC	0.02433	25,614.62
020 GAME 2306	100671 200	2306 Option: Continuous 4 Color-Tr	1,052,800 PC	0.01632	17,181.70
021 GAME 2306	100671 210	2306 BREAK THE BANK-Trk 5	1,038,600 PC	0.06737	69,970.48
022 GAME 2306	100671 220	2306 Option: Holographic Stock-Trk	1,038,600 PC	0.14400	149,558.40
023 GAME 2306	100671 230	2306 Option: Full UV-Trk 5	1,038,600 PC	0.00768	7,976.45
024 GAME 2306	100671 240	2306 Option: Dual Color Imaging-Tr	1,038,600 PC	0.02433	25,269.14
025 GAME 2306	100671 250	2306 Option: Continuous 4 Color-Tr	1,038,600 PC	0.01632	16,949.95
026 GAME 2306	100671 260	2306 BREAK THE BANK-Trk 6	1,049,550 PC	0.06737	70,708.18
027 GAME 2306	100671 270	2306 Option: Holographic Stock-Trk	1,049,550 PC	0.14400	151,135.20
028 GAME 2306	100671 280	2306 Option: Full UV-Trk 6	1,049,550 PC	0.00768	8,060.54
029 GAME 2306	100671 290	2306 Option: Dual Color Imaging-Tr	1,049,550 PC	0.02433	25,535.55
030 GAME 2306	100671 300	2306 Option: Continuous 4 Color-Tr	1,049,550 PC	0.01632	17,128.66
031 GAME 2306	100671 310	2306 BREAK THE BANK-Trk 7	1,041,750 PC	0.06737	70,182.70

Continued...

INV ITEM NO. CUSTOMER PO NO.	SALES ORD. SO ITEM NO	DESCRIPTION	QUANTITY	UNIT PRICE	EXTENDED AMOUNT
032 GAME 2306	100671 320	2306 Option: Holographic Stock-Trk	1,041,750	PC 0.14400	150,012.00
033 GAME 2306	100671 330	2306 Option: Full UV-Trk 7	1,041,750	PC 0.00768	8,000.64
034 GAME 2306	100671 340	2306 Option: Dual Color Imaging-Tr	1,041,750	PC 0.02433	25,345.78
035 GAME 2306	100671 350	2306 Option: Continuous 4 Color-Tr	1,041,750	PC 0.01632	17,001.36
036 GAME 2306	100671 360	2306 BREAK THE BANK-Trk 8	1,049,800	PC 0.06737	70,725.03
037 GAME 2306	100671 370	2306 Option: Holographic Stock-Trk	1,049,800	PC 0.14400	151,171.20
038 GAME 2306	100671 380	2306 Option: Full UV-Trk 8	1,049,800	PC 0.00768	8,062.46
039 GAME 2306	100671 390	2306 Option: Dual Color Imaging-Tr	1,049,800	PC 0.02433	25,541.63
040 GAME 2306	100671 400	2306 Option: Continuous 4 Color-Tr	1,049,800	PC 0.01632	17,132.74
041 GAME 2306	100671 410	2306 Option: Holographic Inserts			25,137.69
042 GAME 2306	100671 420	Rounding Adjustment			0.01

TOTAL AMOUNT DUE USD 2,185,569.01

REMARKS:
Unrounded Invoice Total \$2,185,569.0050

PAYMENT TERMS:
Due within 30 days

Continued...

INV ITEM NO. CUSTOMER PO NO.	SALES ORD. SO ITEM NO	DESCRIPTION	QUANTITY	UNIT PRICE	EXTENDED AMOUNT
---------------------------------	--------------------------	-------------	----------	---------------	--------------------

REMITTANCE:

Please remit payment in USD:

For wire transfer payments:

Wells Fargo Bank, N.A
420 Montgomery Street
San Francisco CA 94104

SWIFT: WFBIUS6S

ABA No. 121000248

Account No. 4417073848

Account Name: IGT Global Solutions Corp

For ACH payments:

Wells Fargo Bank, N.A
420 Montgomery Street
San Francisco CA 94104

ABA No. 121000248

Account No. 4417073848

Account Name: IGT Global Solutions Corporation

For each invoice being paid, please include entire invoice number(s) (8-digit and/or alpha-numeric) in reference field of the remittance transmission.

Instant Ticket Game Analysis
03/01/20-02/26/22

Average Number of Weeks for 85% Average Sell Through

Print Quantities	A	B	C	D	E	F	G	H
	Price Point				Price Point			
	\$1	\$2	\$3	\$5	\$10	\$20	\$30	\$50
< 5M	None	None	Week 10*	None	None	None	None	None
5M-9.99M	Week 15	Week 16	None	Week 19	Week 17	Week 39	None	Week 34
10M-14.99M	Week 15	None	None	Week 23	Week 33	Week 32	None	None
15M-19.99M	Week 23	None	Week 27*	None	Week 34*	None	None	None
20M-24.99M	None	None	None	Week 39	Week 41*	None	None	None
25M-29.99M	Week 32*	None	None	None	Week 36*	None	None	None
30M-34.99M	None	None	None	None	None	None	None	None
>35M	None	Week 63	Week 70*	Week 48*	Week 43*	None	None	None

Average Weekly Dollar Sales at 85% Average Sell Through

Print Quantities	A	B	C	D	E	F	G	H
	Price Point				Price Point			
	\$1	\$2	\$3	\$5	\$10	\$20	\$30	\$50
< 5M	None	None	\$1,280,407	None	None	None	None	None
5M-9.99M	\$523,427	\$836,412	None	\$1,829,626	\$3,575,687	\$4,083,763	None	\$6,822,934
10M-14.99M	\$646,883	None	None	\$2,572,905	\$3,255,577	\$6,279,880	None	None
15M-19.99M	\$637,501	None	\$1,754,298	None	\$4,557,575	None	None	None
20M-24.99M	None	None	None	\$2,543,539	\$4,377,999	None	None	None
25M-29.99M	\$795,571	None	None	None	\$6,250,278	None	None	None
30M-34.99M	None	None	None	None	None	None	None	None
>35M	None	\$1,031,140	\$1,494,231	\$4,784,040	\$7,855,672	None	None	None

None = no games at this level with 85% sell through
 * only one game at this level with 85% sell through

Excludes Promotional Tickets
 Unaudited - For Internal Use Only