

TEAAS LOTTERY COMMISSION
Scratch Ticket Game Closing Analysis
SUMMARY REPORT

Scratch Ticket Information

Date Completed 1/25/2022

Game #	2338	Confirmed Packs	5,346
Game Name	500X Loteria Spectacular	Active Packs	1,259
Quantity Printed	5,118,680	Warehouse Packs	83
Price Point	\$50	Returned Packs	2,186
Start Date	3/15/2021	Printed Payout Percentage	77.95%
Top Prize	\$ 3,000,000	Percent Sold	95.76%
Number of Top Prizes Remaining	1	Number of Weeks Out	45

Current Game Sales AnalysisTANGIBLE COSTS**Expenditure Impact:**

Cost to print tickets	\$ 341,006	Actual ticket production costs
Prize payout expense	\$ 187,191,326	Data from Instant Ticket Tier Liability screen in ES

Estimated Direct Costs	\$ 187,532,332
-------------------------------	-----------------------

TANGIBLE BENEFITS**Revenue Impact:**

Estimated sales	\$ 245,082,398	Based on # of tkts printed, times % sold from DaVinci report, times the price point
Total Estimated Benefits	\$ 245,082,398	

Excess of Revenue over Expended	\$ 57,550,066
--	----------------------

INTANGIBLE POSITIVE BENEFITS:

- Allows for open bin space for new games at same price point with higher average weekly sales.
- Allows retailers to return inventory to TLC that is not selling thus releasing their financial burden

INTANGIBLE NEGATIVE BENEFITS:

- There are still valuable prizes remaining in this game.

Assumptions:

- Estimated sales revenue is calculated based on the number of tickets printed times the percent sold from the DaVinci report. The percent sold amount is based on pack settlements. Some partial packs could be returned thus slightly reducing the sales revenue amount reported above.

Weekly Sales Comparison Information

		<u>Previous 3 Weeks Sales from DaVinci</u>	
Most recent week sales	\$	783,100	
Next week	\$	834,300	
Next week	\$	935,700	
Avg Weekly Sales Current Game	\$	851,033	
Avg Weekly Sales \$50; 5M Qty	\$	6,331,310	
Percentage Of Variance In Sales		87%	

TEAS LOTTERY COMMISSION
Scratch Ticket Game Closing Analysis
RECOMMENDATION AND APPROVALS

Instant Ticket Information

Game #	2338	Printed Payout Percentage	77.95%
Game Name	500X Loteria Spectacular	Actual Payout Percentage	76.38%
Percent Sold	95.76%	Number of Weeks Out	45
Average # of Weeks for 85% Sell-through for Same Price Point Game With Similar Print Run.			36

Recommendation

Based on the findings in this Summary Report, I am recommending closing the above game.

I am recommending closing the above game based on the below business reason(s):

Dale Bowersock

1/25/2022

Scratch Ticket Strategy Coordinator Date

Robert Lee

1/26/2022

Products Manager Date

By signing below, I agree with the recommendation of the Products Department Staff to close the above game.

* Not Required - >85% Sold

Lottery Operations Division Director Date

* Not Required - >85% Sold

Controller Date

* Not Required - >85% Sold

Executive Director Date



Play the Games of Texas!

Da Vinci Report 1/24/22

Week End Date: 1/22/22

Product Line	Game	\$	Tix Run	Name	Start	Call	Close	Wks	% Sold	Confirmed	Active	Ware	Return	Net Sales			
														1/22/22	1/15/22	1/8/22	1/1/22
Sold/Closing	2239	\$2	26,660,750	WEEKLY GRAND	2/22/21	1/20/22	3/6/22	48	69.83%	8,508	8,455	42,606	29	\$674,296.00	\$656,886.00	\$711,698.00	\$715,324.00
	2163	\$3	41,105,925	TEXAS LOTERIA	4/6/20	12/19/21	2/2/22	94	98.47%	160	106	324	4,354	\$13,686.00	\$27,294.00	\$48,234.00	\$70,833.00
	2314	\$5	7,325,925	CRAZY CASH	7/6/21	1/9/22	2/23/22	29	71.39%	373	415	21,252	3,270	\$46,880.00	\$95,280.00	\$140,815.00	\$170,905.00
	2317	\$5	7,214,175	DOUBLE YOUR MONEY	7/19/21	1/9/22	2/23/22	27	77.81%	313	373	15,048	2,987	\$65,450.00	\$108,020.00	\$153,060.00	\$217,405.00
	2297	\$5	7,320,450	GREAT 8S	8/2/21	1/10/22	2/24/22	25	84.19%	930	944	7,977	2,373	\$170,000.00	\$242,600.00	\$302,055.00	\$396,390.00
	2273	\$5	7,333,500	ROSE GOLD RICHES	6/7/21	1/9/22	2/23/22	33	80.79%	223	255	13,974	2,695	\$32,305.00	\$66,185.00	\$100,755.00	\$133,520.00
	2249	\$5	54,041,700	SUPER LOTERIA	11/2/20			64	98.97%	2,353	1,168	536	1,264	\$373,840.00	\$525,125.00	\$788,750.00	\$1,114,445.00
	2295	\$5	7,196,175	TEXAS RED WHITE & BLUE	6/21/21	1/9/22	2/23/22	31	66.02%	250	284	26,319	3,881	\$10,895.00	\$48,345.00	\$79,595.00	\$110,680.00
	2248	\$10	21,021,400	\$250,000 50X CASHWORD	1/18/21	12/15/21	1/29/22	53	97.77%	317	60	14	695	\$38,980.00	\$74,410.00	\$226,310.00	\$663,330.00
	2335	\$10	12,021,150	\$50 OR \$100!	12/7/20	2/6/22	3/23/22	59	88.26%	2,314	1,275	20,647	745	\$393,750.00	\$445,960.00	\$481,740.00	\$627,900.00
	2258	\$10	39,197,450	MEGA LOTERIA	3/15/21			45	90.05%	28,768	11,508	29,476	42	\$7,560,920.00	\$7,604,610.00	\$7,986,180.00	\$8,994,250.00
	2303	\$10	10,887,100	RUBY RED 7S	5/3/21	1/9/22	2/23/22	38	96.10%	487	618	394	1,319	\$244,620.00	\$453,790.00	\$682,940.00	\$1,161,800.00
	2292	\$10	10,252,350	WILD \$10	3/1/21	2/6/22	3/23/22	47	70.96%	1,506	1,646	54,602	235	\$308,400.00	\$304,940.00	\$324,700.00	\$388,690.00
	2287	\$20	8,996,025	\$1,000,000 CROSSWORD	2/1/21	1/4/22	2/18/22	51	97.97%	504	123	338	2,346	\$68,800.00	\$134,320.00	\$216,100.00	\$290,440.00
	2304	\$20	8,984,625	DIAMOND WHITE 7S	5/3/21	1/9/22	2/23/22	38	70.75%	811	889	93,384	1,213	\$356,300.00	\$603,620.00	\$880,860.00	\$1,504,140.00
	2338	\$50	5,118,680	500X LOTERIA SPECTACULAR	3/15/21			45	95.76%	5,346	1,259	83	2,186	\$783,100.00	\$834,300.00	\$935,700.00	\$1,040,350.00

Liability for 2338 / for Life to Date

Product Status: Active **SmartCash Enabled:** N/A **Validation Range:** 02/19/2021 - 12/31/2037

Outstanding Prizes

Tier	Ref	SmartCash	Tier Value	Count	Amount	Tickets Paid Life to Date	Amount Paid Life to Date	% paid	Est. Tickets Sold
1	1	N/A	\$50.00	24975	\$1,248,750.00	486891	\$24,344,550.00	95.12%	4868929
2	2	N/A	\$75.00	15745	\$1,180,875.00	304173	\$22,812,976.00	95.08%	4866760
3	3	N/A	\$100.00	3370	\$337,000.00	60614	\$6,061,400.00	94.73%	4849082
4	4	N/A	\$100.00	6354	\$635,400.00	121612	\$12,161,200.00	95.03%	4864518
5	5	N/A	\$100.00	3153	\$315,300.00	60831	\$6,083,100.00	95.07%	4866441
6	6	N/A	\$100.00	3050	\$305,000.00	60934	\$6,093,400.00	95.23%	4874681
7	0	N/A	\$150.00	2815	\$422,250.00	48307	\$7,246,050.00	94.49%	4836823
8	0	N/A	\$150.00	2511	\$376,650.00	48585	\$7,287,750.00	95.09%	4867133
9	0	N/A	\$150.00	2650	\$397,500.00	48517	\$7,277,550.00	94.82%	4853577
10	0	N/A	\$150.00	2418	\$362,700.00	48889	\$7,333,350.00	95.29%	4877446
11	0	N/A	\$200.00	211	\$42,200.00	4042	\$808,400.00	95.04%	4864731
12	0	N/A	\$200.00	1890	\$378,000.00	36527	\$7,305,400.00	95.08%	4866856
13	0	N/A	\$200.00	1798	\$359,600.00	36600	\$7,320,000.00	95.32%	4878995
14	0	N/A	\$200.00	1431	\$286,200.00	28422	\$5,684,400.00	95.21%	4873316
15	0	N/A	\$200.00	1610	\$322,000.00	32494	\$6,498,800.00	95.28%	4877034
16	0	N/A	\$200.00	1810	\$362,000.00	36562	\$7,312,400.00	95.28%	4877232
17	0	N/A	\$200.00	1068	\$213,600.00	20253	\$4,050,600.00	94.99%	4862277
18	0	N/A	\$250.00	145	\$36,250.00	2007	\$501,750.00	93.26%	4773787
19	0	N/A	\$250.00	191	\$47,750.00	4062	\$1,015,500.00	95.51%	4888802
20	0	N/A	\$250.00	261	\$65,250.00	4990	\$1,247,500.00	95.03%	4864256
21	0	N/A	\$250.00	212	\$53,000.00	4075	\$1,018,750.00	95.05%	4865551
22	0	N/A	\$250.00	307	\$76,750.00	6104	\$1,526,000.00	95.21%	4873564
23	0	N/A	\$250.00	292	\$73,000.00	6100	\$1,525,000.00	95.43%	4884847
24	0	N/A	\$250.00	201	\$50,250.00	4050	\$1,012,500.00	95.27%	4876653
25	0	N/A	\$250.00	317	\$79,250.00	6112	\$1,528,000.00	95.07%	4866289
26	0	N/A	\$300.00	208	\$62,400.00	4063	\$1,218,900.00	95.13%	4869397
27	0	N/A	\$300.00	193	\$57,900.00	4055	\$1,216,500.00	95.46%	4886122
28	0	N/A	\$300.00	284	\$85,200.00	6094	\$1,828,200.00	95.55%	4890755
29	0	N/A	\$300.00	199	\$59,700.00	4075	\$1,222,500.00	95.34%	4880351
30	0	N/A	\$300.00	271	\$81,300.00	6143	\$1,842,900.00	95.77%	4902408
31	0	N/A	\$500.00	49	\$24,500.00	803	\$401,500.00	94.25%	4824295
32	0	N/A	\$500.00	148	\$74,000.00	2856	\$1,428,000.00	95.07%	4866494
33	0	N/A	\$500.00	133	\$66,500.00	2855	\$1,427,500.00	95.55%	4890840
34	0	N/A	\$500.00	149	\$74,500.00	2830	\$1,415,000.00	95.00%	4862660
35	0	N/A	\$500.00	153	\$76,500.00	2858	\$1,429,000.00	94.92%	4858581
36	0	N/A	\$500.00	192	\$96,000.00	4069	\$2,034,500.00	95.49%	4888033
37	0	N/A	\$500.00	200	\$100,000.00	4038	\$2,019,000.00	95.28%	4877118
38	0	N/A	\$500.00	197	\$98,500.00	4071	\$2,035,500.00	95.38%	4882414
39	0	N/A	\$1,000.00	8	\$8,000.00	81	\$81,000.00	91.01%	4658573
40	0	N/A	\$1,000.00	28	\$28,000.00	316	\$316,000.00	91.86%	4702043
41	0	N/A	\$1,000.00	18	\$18,000.00	236	\$236,000.00	92.91%	475938
42	0	N/A	\$1,000.00	8	\$8,000.00	164	\$164,000.00	95.35%	4880601
43	0	N/A	\$1,000.00	17	\$17,000.00	240	\$240,000.00	93.39%	4780090
44	0	N/A	\$1,000.00	9	\$9,000.00	164	\$164,000.00	94.80%	4852390
45	0	N/A	\$5,000.00	3	\$15,000.00	40	\$200,000.00	93.02%	4761562
46	0	N/A	\$5,000.00	6	\$30,000.00	81	\$405,000.00	93.10%	4765667
47	0	N/A	\$5,000.00	4	\$20,000.00	39	\$195,000.00	90.70%	4642523
48	0	N/A	\$5,000.00	3	\$15,000.00	40	\$200,000.00	93.02%	4761562
49	0	N/A	\$5,000.00	3	\$15,000.00	40	\$200,000.00	93.02%	4761562
50	0	N/A	\$5,000.00	2	\$10,000.00	42	\$210,000.00	95.45%	4886012
51	0	N/A	\$5,000.00	3	\$15,000.00	41	\$205,000.00	93.18%	4769679
52	0	N/A	\$10,000.00	0	\$0.00	10	\$100,000.00	100.00%	5118679
53	0	N/A	\$10,000.00	2	\$20,000.00	8	\$80,000.00	80.00%	4094943
54	0	N/A	\$10,000.00	2	\$20,000.00	19	\$190,000.00	90.48%	4631186

55	0	N/A	\$10,000.00	2	\$20,000.00	8	\$80,000.00	80.00%	4094943
56	0	N/A	\$25,000.00	1	\$25,000.00	3	\$75,000.00	75.00%	3839009
57	0	N/A	\$25,000.00	1	\$25,000.00	3	\$75,000.00	75.00%	3839009
58	0	N/A	\$25,000.00	0	\$0.00	4	\$100,000.00	100.00%	5118679
59	0	N/A	\$25,000.00	0	\$0.00	4	\$100,000.00	100.00%	5118679
60	0	N/A	\$3,000,000.00	1	\$3,000,000.00	1	\$3,000,000.00	50.00%	2559340
61	0	N/A	\$3,000,000.00	0	\$0.00	2	\$6,000,000.00	100.00%	5118680
Totals:				81282	\$12,301,525.00	1,572,149	\$187,191,326.00		

PACKS / POOL: 6,000
 PACK SIZE: 20
 POOL SIZE: 120,000

PRIZE STRUCTURE
 500X Loteria Spectacular
 Texas Lottery Game # 2338
 IGT Job # 013528
 Version 1 dated August 13, 2020

RETAIL PRICE: \$50.00
 REVENUE: \$255,934,000
 PRIZE FUND: \$199,492,850
 PERCENTAGE: 77.9469902%

INSTANT FUND: \$199,492,850
 INSTANT-WIN PAYOUT: 77.9469902%

PRIZE LEVEL	TIER CODE	1: BONUS	2: PLAYBOARD	3: GAMES 1 - 8	4: 2X, 5X, 10X, 50X, 500X MULTIPLIER	Number of Wins Per Ticket	TOTAL PRIZE		WINNERS IN			% OF PRIZE FUND	% PER PRIZE TIER	
							AMOUNT	ODDS (1 IN:)	TOTAL PRIZES	120,000 (PER POOL)	WINNERS IN 20 (PER PACK)			PRIZE COST
1	G	\$50 or	\$50 or	\$50 or	-	1	\$50	10.00	511,866	12,000	2.00	\$25,593,300	12.83%	
2	G	-	-	\$75	-	1	\$75	16.00	319,918	7,500	1.25	\$23,993,850	12.03%	
3	G	\$100 or	\$100 or	\$100 or	-	1	\$100	80.00	63,984	1,500	0.25	\$6,398,400	3.21%	
4	G	\$50 or	\$50 or	\$50 or	2X	1	\$100	40.00	127,966	3,000	0.50	\$12,796,600	6.41%	
5	G	-	\$50	\$50	-	2	\$100	80.00	63,984	1,500	0.25	\$6,398,400	3.21%	
6	G	\$50	-	\$50	-	2	\$100	80.00	63,984	1,500	0.25	\$6,398,400	3.21%	
7	M	-	\$150 or	\$150 or	-	1	\$150	100.13	51,122	1,198	1.98	\$7,668,300	3.84%	
8	M	\$50 + \$100 or	\$50 + \$100 or	\$50 + \$100 or	-	2	\$150	100.18	51,096	1,198		\$7,664,400	3.84%	
9	M	-	-	\$75	2X	1	\$150	100.04	51,167	1,200		\$7,675,050	3.85%	
10	M	\$100	\$50	-	-	2	\$150	99.77	51,307	1,203		\$7,696,050	3.86%	
11	M	\$200 or	\$200 or	\$200 or	-	1	\$200	1,203.55	4,253	100		\$850,600	0.43%	
12	M	-	-	\$50 x 2	2X	2	\$200	133.24	38,417	901		\$7,683,400	3.85%	
13	M	-	\$50	\$50	2X	2	\$200	133.31	38,398	900		\$7,679,600	3.85%	
14	M	\$100	\$50	\$50	-	3	\$200	171.46	29,853	700		\$5,970,600	2.99%	
15	M	\$100 or	\$100 or	\$100 or	2X	1	\$200	150.09	34,104	800		\$6,820,800	3.42%	
16	M	-	\$50	\$50 x 3	-	4	\$200	133.40	38,372	900		\$7,674,400	3.85%	
17	M	-	\$50 + \$150 or	\$50 + \$150 or	-	2	\$200	240.08	21,321	500		\$4,264,200	2.14%	
18	M	-	\$250 or	\$250 or	-	1	\$250	2,378.57	2,152	50		\$538,000	0.27%	
19	M	-	\$100 + \$150 or	\$100 + \$150 or	-	2	\$250	1,203.55	4,253	100		\$1,063,250	0.53%	
20	M	\$100	\$50 + \$100	-	-	3	\$250	974.80	5,251	123		\$1,312,750	0.66%	
21	M	\$50 + \$100	\$50	\$50	-	4	\$250	1,194.00	4,287	101		\$1,071,750	0.54%	
22	M	\$100	-	\$50 x 3	-	4	\$250	798.42	6,411	150		\$1,602,750	0.80%	
23	M	\$100	\$50	\$50 x 2	-	4	\$250	800.79	6,392	150		\$1,598,000	0.80%	
24	M	-	\$100	\$50 + \$100	-	3	\$250	1,204.11	4,251	100		\$1,062,750	0.53%	
25	M	\$50 or	\$50 or	\$50 or	5X	1	\$250	796.19	6,429	151		\$1,607,250	0.81%	
26	M	-	\$50 + \$100 + \$150 or	\$50 + \$100 + \$150 or	-	3	\$300	1,198.47	4,271	100		\$1,281,300	0.64%	
27	M	\$100 + \$200 or	-	\$100 + \$200 or	-	2	\$300	1,204.96	4,248	100		\$1,274,400	0.64%	
28	M	-	\$50 + \$100 or	\$50 + \$100 or	2X	2	\$300	802.55	6,378	150		\$1,913,400	0.96%	
29	M	\$100	\$50	\$75 x 2	-	4	\$300	1,197.63	4,274	100		\$1,282,200	0.64%	
30	M	-	\$100	\$50 x 4	-	5	\$300	798.05	6,414	150		\$1,924,200	0.96%	
31	M	\$500 or	\$500 or	\$500 or	-	1	\$500	6,007.84	852	20		\$426,000	0.21%	
32	M	-	\$50 or	\$50 or	10X	1	\$500	1,703.95	3,004	70		\$1,502,000	0.75%	
33	M	\$100	\$50	\$50 x 2	2X	4	\$500	1,713.08	2,988	70		\$1,494,000	0.75%	
34	M	-	\$100 + \$150 or	\$100 + \$150 or	2X	2	\$500	1,718.25	2,979	70		\$1,489,500	0.75%	
35	M	\$100 or	\$100 or	\$100 or	5X	1	\$500	1,699.99	3,011	71		\$1,505,500	0.75%	
36	M	\$100	\$50 + \$100 + \$150	\$50 x 2	-	6	\$500	1,201.29	4,261	100		\$2,130,500	1.07%	
37	M	\$100	\$100	\$50 x 6	-	8	\$500	1,207.81	4,238	99		\$2,119,000	1.06%	
38	M	\$100 + \$200	\$50 + \$100	\$50	-	5	\$500	1,199.32	4,268	100		\$2,134,000	1.07%	
39	H	\$1,000 or	\$1,000 or	\$1,000 or	-	1	\$1,000	57,513.26	89	2		\$89,000	0.04%	
40	H	\$100 or	\$100 or	\$100 or	10X	1	\$1,000	14,879.88	344	8		\$344,000	0.17%	
41	H	-	\$50 + \$200 + \$250 or	\$50 + \$200 + \$250 or	2X	3	\$1,000	20,152.28	254	6		\$254,000	0.13%	
42	H	\$100 + \$200 + \$500	\$100	\$50 x 2	-	6	\$1,000	29,759.77	172	4		\$172,000	0.09%	
43	H	\$200 or	\$200 or	\$200 or	5X	1	\$1,000	19,917.04	257	6		\$257,000	0.13%	
44	H	\$100 + \$500	\$50 + \$150	\$100 + (\$50 x 2)	-	7	\$1,000	29,587.75	173	4		\$173,000	0.09%	
45	H	-	\$5,000 or	\$5,000 or	-	1	\$5,000	119,039.07	43	1		\$215,000	0.11%	
46	H	\$100 + \$200 + \$500 + \$1,000	\$150 + \$500 + \$1,000	\$100 + (\$200 x 7)	-	16	\$5,000	58,835.40	87	2		\$435,000	0.22%	
47	H	\$100 or	\$100 or	\$100 or	50X	1	\$5,000	119,039.07	43	1		\$215,000	0.11%	
48	H	\$500 or	\$500 or	\$500 or	10X	1	\$5,000	119,039.07	43	1		\$215,000	0.11%	
49	H	\$100 + \$200	\$100	\$50 x 2	10X	5	\$5,000	119,039.07	43	1		\$215,000	0.11%	
50	H	\$50 + \$100 + \$200 + \$1,000	\$50 + \$200 + \$500	\$50 x 8	2X	15	\$5,000	116,333.64	44	1		\$220,000	0.11%	
51	H	-	\$100 + \$150 + \$250 or	\$100 + \$150 + \$250 or	10X	3	\$5,000	116,333.64	44	1		\$220,000	0.11%	
52	H	-	\$5,000 or	\$5,000 or	2X	1	\$10,000	511,868.00	10			\$100,000	0.05%	
53	H	\$50	\$50	\$50 x 2	50X	4	\$10,000	511,868.00	10			\$100,000	0.05%	
54	H	\$100	\$50 + \$100 + \$150	(\$100 x 6) + (\$500 x 2)	5X	12	\$10,000	243,746.67	21			\$210,000	0.11%	
55	H	\$1,000 or	\$1,000 or	\$1,000 or	10X	1	\$10,000	511,868.00	10			\$100,000	0.05%	
56	H	-	\$25,000 or	\$25,000 or	-	1	\$25,000	1,279,670.00	4			\$100,000	0.05%	
57	H	\$500 or	\$500 or	\$500 or	50X	1	\$25,000	1,279,670.00	4			\$100,000	0.05%	
58	H	\$100 + \$200	\$200 + \$500 + \$1,000	\$100 x 5	10X	10	\$25,000	1,279,670.00	4			\$100,000	0.05%	
59	H	-	\$50 or	\$50 or	500X	1	\$25,000	1,279,670.00	4			\$100,000	0.05%	
60	H	-	\$3,000,000 or	\$3,000,000 or	-	1	\$3,000,000	2,559,340.00	2			\$6,000,000	3.01%	
61	H	\$500 + \$1,000	\$500 + \$1,000	\$1,000 x 3	500X	7	\$3,000,000	2,559,340.00	2			\$6,000,000	3.01%	
TOTAL CASH PRIZES							1 in 2 Decimals:	3.10	1,653,431	38,763	4.50	\$199,492,850	100.00%	
							1 in 4 Decimals:	3.0958						

Mid Tier: 51.12%

High Tier: 7.99%



INTEROFFICE MEMO

Gary Grief, Executive Director Tyler Vance, Acting Charitable Bingo Operations Director

Payment Approval

March 4, 2021

The attached invoice(s) for service is being submitted for approval.


Vendor Name	<u>IGT</u>
P.O. Number (if applicable)	<u>362-21-9009RL009</u>
Invoice Number	<u>90117767</u>
Tx Game Name:	<u>Game #2338 500X Loteria Spectacular</u>
Invoice Amount:	<u>\$341,006.46</u>

The above referenced invoice(s) have been reviewed and certified as proper, accurate and should be paid by the Texas Lottery Commission.

The above referenced invoices have been reviewed and certified as proper, accurate and should be paid by the Texas Lottery Commission.

JB


3/4/2021



 Dale Bowersock (Scratch Ticket Strategy Coordinator)
 Please forward to the next person for approval

3/4/2021


 Date



 Robert Tirloni (Products Manager)
 Please forward to the next person for approval

3/4/2021

 Date



 Ryan Mindell (Lottery Operations Division Director)

3/9/2021

 Date



Please return to Maria Perez in the Office of the Controller by

March 14, 2021



IGT Global Solutions Corporation
 d/b/a IGT Solutions Corp. in the State of Texas
 10 Memorial Boulevard
 Providence, RI 02903
 USA
 Telephone 401 392-1000
 Fax 401 392-1234
 FED ID No. 05-0389840

INVOICE

INVOICE NUMBER: 90117767
 DATE : February 23, 2021

BILL TO: 20318
 Texas Lottery Commission
 Gary Grief, Executive Director
 611 East 6th Street
 Austin TX 78701

INV ITEM NO. CUSTOMER PO NO.	SALES ORD. SO ITEM NO	DESCRIPTION	QUANTITY	UNIT PRICE	EXTENDED AMOUNT
001 GAME 2338	99808 010	"500X LOTERIA SPECTACULAR" 2338 -T 12.00" x 4.00" Tickets \$ 38.11/M Full UV (\$0.08 per sq inch per thousand) \$ 3.84/M Synchronized printing (\$0.10 per sq inch per thousand) \$ 4.80/M Player's Mark™ (\$0.114 per sq inch per thousand) \$ 5.47/M Glam™ Color Fusion #872 (\$0.30 per sq inch per thousand) \$ 14.40/M TOTAL \$ 66.62/M Synchronized printing (\$2,500 Set Up Charge) \$ waived Synchronized printing (\$1,000 per each additional grid x 7 grids) \$ waived	1,723,400 PC	0.06662	114,812.91
002 GAME 2338	99808 020	"500X LOTERIA SPECTACULAR" 2338 -T	1,674,280 PC	0.06662	111,540.53
003 GAME 2338	99808 030	"500X LOTERIA SPECTACULAR" 2338 -T	1,721,000 PC	0.06662	114,653.02
				TOTAL AMOUNT DUE	USD <u>341,006.46</u>

REMARKS:
 Unrounded Invoice Total \$341,006.4616

PAYMENT TERMS:
 Due within 30 days

INV ITEM NO.	SALES ORD.		QUANTITY	UNIT	EXTENDED
CUSTOMER PO NO.	SO ITEM NO	DESCRIPTION		PRICE	AMOUNT

REMITTANCE:

Please remit payment in USD:

For wire transfer payments:

Wells Fargo Bank, N.A
420 Montgomery Street
San Francisco CA 94104

SWIFT: WFBIUS6S

ABA No. 121000248

Account No. 4417073848

Account Name: IGT Global Solutions Corp

For ACH payments:

Wells Fargo Bank, N.A
420 Montgomery Street
San Francisco CA 94104

ABA No. 121000248

Account No. 4417073848

Account Name: IGT Global Solutions Corporation

For each invoice being paid, please include entire invoice number(s) (8-digit and/or alpha-numeric) in reference field of the remittance transmission.

Instant Ticket Game Analysis
8/25/19-8/28/21

Average Number of Weeks for 85% Average Sell Through

Print Quantities	Price Point				Print Quantities	Price Point			
	A	B	C	D		E	F	G	H
	\$1	\$2	\$3	\$5		\$10	\$20	\$30	\$50
< 5M	None	None	Week 10*	None	2M	None	None	None	None
5M-9.99M	Week 14	Week 16	Week 11*	Week 17	3M	None	None	None	None
10M-14.99M	Week 15	None	None	Week 19	4M	Week 16*	None	None	None
15M-19.99M	Week 23*	None	Week 29	Week 48	5M	Week 20	None	Week 38*	Week 36
20M-24.99M	None	None	None	Week 36	6M	Week 13	Week 23*	None	None
25M-29.99M	Week 32	None	None	None	7M	Week 16	Week 34	None	None
30M-34.99M	None	None	None	None	8M	Week 21*	Week 40	None	None
>35M	None	None	Week 59	Week 44*	>9M	Week 30	Week 33	None	None

Average Weekly Dollar Sales at 85% Average Sell Through

Print Quantities	Price Point				Print Quantities	Price Point			
	A	B	C	D		E	F	G	H
	\$1	\$2	\$3	\$5		\$10	\$20	\$30	\$50
< 5M	None	None	\$1,280,407	None	2M	None	None	None	None
5M-9.99M	\$565,128	\$810,337	\$1,161,701	\$1,904,150	3M	None	None	None	None
10M-14.99M	\$646,883	None	None	\$2,800,321	4M	\$2,364,236	None	None	None
15M-19.99M	\$638,272	None	\$1,669,812	\$1,515,020	5M	\$2,813,557	None	\$3,506,730	\$6,331,310
20M-24.99M	None	None	None	\$2,620,225	6M	\$4,264,362	\$4,577,513	None	None
25M-29.99M	\$786,285	None	None	None	7M	\$3,884,366	\$3,675,833	None	None
30M-34.99M	None	None	None	None	8M	\$3,283,703	\$3,828,587	None	None
>35M	None	None	\$1,688,331	\$3,934,727	>9M	\$4,643,288	\$6,280,238	None	None

None = no games at this level with 85% sell through

* only one game at this level with 85% sell through

Excludes Promotional Tickets

Unaudited - For Internal Use Only