

TEXAS LOTTERY COMMISSION
Scratch Ticket Game Closing Analysis
SUMMARY REPORT

Scratch Ticket Information

Date Completed

9/7/2022

Game #	2340	Confirmed Packs	12,386
Game Name	Casino Millions	Active Packs	4,472
Quantity Printed	6,606,400	Warehouse Packs	19,298
Price Point	\$50	Returned Packs	72
Start Date	9/20/2021	Printed Payout Percentage	78.05%
Top Prize	\$ 5,000,000	Percent Sold	88.04%
Number of Top Prizes Remaining	0	Number of Weeks Out	50

Current Game Sales Analysis

TANGIBLE COSTS

Expenditure Impact:

Cost to print tickets	\$ 1,109,213	Actual ticket production costs
Prize payout expense	\$ 228,349,700	Data from Instant Ticket Tier Liability screen in ES

Estimated Direct Costs \$ 229,458,913

TANGIBLE BENEFITS

Revenue Impact:

Estimated sales	\$ 290,813,728	Based on # of tkts printed, times % sold from DaVinci report, times the price point
-----------------	----------------	---

Total Estimated Benefits \$ 290,813,728

Excess of Revenue over Expended \$ 61,354,815

INTANGIBLE POSITIVE BENEFITS:

- Allows for open bin space for new games at same price point with higher average weekly sales.
- Allows retailers to return inventory to TLC that is not selling thus releasing their financial burden

INTANGIBLE NEGATIVE BENEFITS:

- There are still valuable prizes remaining in this game.

Assumptions:

- Estimated sales revenue is calculated based on the number of tickets printed times the percent sold from the DaVinci report. The percent sold amount is based on pack settlements. Some partial packs could be returned thus slightly reducing the sales revenue amount reported above.

Weekly Sales Comparison Information

Previous 3 Weeks Sales from DaVinci		
Most recent week sales	\$	2,469,850
Next week	\$	2,403,000
Next week	\$	2,359,850
Avg Weekly Sales Current Game	\$	2,410,900
Avg Weekly Sales \$50; 5M - 9.99M Qty	\$	6,822,934
Percentage Of Variance In Sales		65%

TEXAS LOTTERY COMMISSION
Scratch Ticket Game Closing Analysis
RECOMMENDATION AND APPROVALS

Instant Ticket Information

Game #	2340	Printed Payout Percentage	78.05%
Game Name	Casino Millions	Actual Payout Percentage	78.52%
Percent Sold	88.04%	Number of Weeks Out	50
Average # of Weeks for 85% Sell-through for Same Price Point Game With Similar Print Run.			34

Recommendation

☒ Based on the findings in this Summary Report, I am recommending closing the above game.

☐ I am recommending closing the above game based on the below business reason(s):

Not Required - All Top Prizes Claimed

Scratch Ticket Strategy Coordinator Date

Not Required - All Top Prizes Claimed

Products Manager Date

By signing below, I agree with the recommendation of the Products Department Staff to close the above game.

Not Required - All Top Prizes Claimed

Lottery Operations Division Director Date

Not Required - All Top Prizes Claimed

Controller Date

Not Required - All Top Prizes Claimed

Executive Director Date

Bowersock, Dale

From: WebsiteSupport@lottery.state.tx.us
Sent: Wednesday, September 7, 2022 5:27 AM
To: WEBSITE_SCRATCH_ZTP
Subject: ZTP Occurrence: Date 09/06/2022

All top prizes for the following game(s) have been claimed as of 09/06/2022.

Game Number	Game Name	Price	Prize Amount	Prizes Printed	Prizes Claimed	Pending Top Claims	Pending Top Claims Count	Prizes Remaining	Sales Begin Date	Pre-Call Date	Call Date	Sales End Date	Last Top Prize Claimed Date
2340	Casino Millions	\$50	\$5,000,000	4	4		0	0	9/20/2021				09/06/2022

The Last Top Prize Claimed Date only reflects prizes claimed at a Texas Lottery® claim center. If the final top prize was validated at a retail location that validation date will not be reflected on this report.



Play the Games of Texas!

Da Vinci Report

9/7/22

Week End Date:9/3/22

Product Line	Game	\$	Tix Run	Name	Start	Call	Close	Wks	% Sold	Confirmed	Active	Ware	Return	Net Sales			
														9/3/22	8/27/22	8/20/22	8/13/22
Mature	2321	\$3	47,974,000	\$50,000 BONUS CASHWORD	4/11/22			21	18.56%	10,747	8,734	288,804	11	\$1,438,041.00	\$1,449,342.00	\$1,430,412.00	\$1,418,817.00
	2373	\$3	24,134,125	POWER 30X CROSSWORD	1/3/22			35	68.33%	6,734	6,284	44,817	67	\$895,668.00	\$873,879.00	\$877,113.00	\$845,043.00
	2327	\$3	28,614,750	TEXAS LOTERIA	10/4/21			48	76.41%	13,602	11,166	58,839	35	\$1,283,826.00	\$1,256,118.00	\$1,263,687.00	\$1,206,363.00
	2395	\$5	18,357,150	\$200,000 FRENZY	5/2/22			18	38.39%	10,701	8,197	128,348	11	\$1,117,710.00	\$1,092,310.00	\$1,166,890.00	\$1,165,690.00
	2357	\$5	10,248,900	\$50,000 POKER	2/7/22			30	64.55%	1,454	976	41,832	2,933	\$181,180.00	\$185,980.00	\$219,985.00	\$229,355.00
	2391	\$5	7,341,975	30TH ANNIVERSARY	4/4/22			22	68.00%	1,817	1,182	22,612	3,468	\$152,220.00	\$194,105.00	\$230,265.00	\$256,235.00
	2409	\$5	5,930,400	50X SPEEDWAY RICHES	4/18/22			20	59.05%	2,348	1,514	18,945	6,248	\$199,620.00	\$220,000.00	\$281,530.00	\$327,690.00
	2428	\$5	23,203,950	BINGO TIMES 20	4/11/22			21	23.69%	12,472	8,301	211,254	24	\$1,427,555.00	\$1,351,750.00	\$1,389,205.00	\$1,359,895.00
	2247	\$5	18,355,500	BONUS BREAK THE BANK	12/28/20			88	89.24%	5,083	3,020	16,538	28	\$387,580.00	\$367,865.00	\$358,565.00	\$378,220.00
	2374	\$5	27,786,375	POWER 50X	1/3/22			35	53.82%	9,808	6,405	150,630	279	\$1,008,205.00	\$954,665.00	\$920,780.00	\$979,550.00
	2425	\$5	32,632,050	SUPER CROSSWORD	2/24/22			27	39.26%	13,888	8,567	235,769	40	\$2,196,860.00	\$2,059,270.00	\$2,064,410.00	\$2,063,215.00
	2342	\$5	59,686,425	SUPER LOTERIA	10/18/21			46	70.84%	21,693	13,081	184,657	28	\$4,729,275.00	\$4,665,370.00	\$4,544,135.00	\$4,467,900.00
	2366	\$5	7,333,350	TEXAS EDITION BUCKS & TRUCKS	3/7/22			26	83.96%	1,399	979	10,134	1,545	\$134,370.00	\$152,520.00	\$183,365.00	\$213,645.00
	2333	\$10	28,628,600	\$250,000 50X CASHWORD	12/20/21			37	45.67%	18,121	8,461	277,486	22	\$3,486,830.00	\$3,307,420.00	\$3,205,380.00	\$3,229,720.00
	2396	\$10	11,502,650	\$500,000 FRENZY	5/2/22			18	44.98%	15,029	8,373	99,286	6	\$1,784,510.00	\$1,782,800.00	\$1,870,840.00	\$1,843,220.00
	2348	\$10	11,152,000	\$50 OR \$100	12/6/21			39	79.80%	9,667	4,663	26,612	36	\$1,174,760.00	\$1,083,330.00	\$1,183,590.00	\$1,239,720.00
	2393	\$10	11,938,450	BIG CASH	4/4/22			22	55.78%	9,956	5,583	86,825	23	\$1,456,430.00	\$1,398,990.00	\$1,482,900.00	\$1,521,070.00
	2380	\$10	12,227,050	CASH CELEBRATION	2/7/22			30	47.51%	6,538	3,280	116,558	48	\$625,830.00	\$620,920.00	\$668,390.00	\$706,350.00
	2433	\$10	49,110,750	MEGA LOTERIA	2/7/22			30	52.02%	32,273	12,799	410,091	16	\$8,317,460.00	\$8,034,530.00	\$7,899,780.00	\$7,624,520.00
	2375	\$10	22,860,600	POWER 100X	1/3/22			35	44.75%	13,129	7,088	228,406	31	\$1,615,770.00	\$1,545,730.00	\$1,505,460.00	\$1,562,540.00
	2397	\$20	6,721,025	\$1,000,000 FRENZY	5/2/22			18	37.94%	16,887	8,146	137,691	23	\$1,894,360.00	\$1,877,400.00	\$1,889,180.00	\$1,726,600.00
	2367	\$20	16,392,750	CASH SPECTACULAR	11/15/21			42	36.06%	13,903	5,951	395,256	36	\$1,823,220.00	\$1,677,020.00	\$1,533,460.00	\$1,374,340.00
	2376	\$20	10,149,100	POWER 200X	1/3/22			35	56.98%	14,446	6,995	148,821	31	\$1,790,080.00	\$1,665,840.00	\$1,707,280.00	\$1,615,320.00
	2411	\$20	7,928,475	ULTIMATE 7S	2/21/22			28	66.97%	11,151	4,978	84,762	31	\$1,871,780.00	\$1,768,600.00	\$1,758,980.00	\$1,695,880.00
	2053	\$30	34,080,725	\$750 MILLION WINNER'S CIRCLE	3/19/18			233	68.21%	10,075	5,651	412,440	69	\$2,432,940.00	\$2,197,770.00	\$2,248,920.00	\$2,070,030.00
	2387	\$30	9,009,725	PREMIER CASH	4/4/22			22	32.97%	13,697	7,729	215,774	27	\$3,129,030.00	\$2,969,640.00	\$2,931,750.00	\$2,801,430.00
	2358	\$50	5,984,660	\$1,000,000 ULTIMATE	12/20/21			37	62.77%	15,925	5,179	86,950	36	\$2,602,450.00	\$2,582,350.00	\$2,647,050.00	\$2,641,500.00
	2378	\$50	6,116,960	\$200,000,000 CASH BLOWOUT!	3/7/22			26	51.40%	16,759	5,887	121,970	42	\$3,625,800.00	\$3,492,600.00	\$3,506,650.00	\$3,550,750.00
	2344	\$50	10,279,600	500X LOTERIA SPECTACULAR	10/18/21			46	56.12%	18,285	6,287	195,480	56	\$4,975,800.00	\$4,939,850.00	\$4,732,950.00	\$4,631,150.00
	2340	\$50	6,606,400	CASINO MILLIONS	9/20/21			50	88.04%	12,386	4,472	19,298	72	\$2,469,850.00	\$2,403,000.00	\$2,359,850.00	\$2,313,650.00
	2400	\$100	10,379,010	\$20 MILLION SUPREME	5/16/22			16	20.82%	23,489	9,824	507,871	39	\$10,424,900.00	#####	#####	#####
Sold/Closing	2384	\$1	16,942,500	EZ LOTERIA	3/7/22			26	92.22%	3,670	2,951	89	467	\$161,946.00	\$159,009.00	\$229,749.00	\$256,963.00

Liability for 2340 / for Life to Date**Product Status:**
Active**SmartCash Enabled:**
N/A**Validation Range:** 04/03/2021 - 12/31/2037**Outstanding Prizes**

Tier	Ref	SmartCash	Tier Value	Count	Amount	Tickets Paid Life to Date	Amount Paid Life to Date	% paid	Est. Tickets Sold
1	1	N/A	\$50.00	101403	\$5,070,150.00	724472	\$36,223,600.00	87.72%	5795249
2	2	N/A	\$100.00	10323	\$1,032,300.00	72182	\$7,218,200.00	87.49%	5779809
3	3	N/A	\$100.00	20286	\$2,028,600.00	144913	\$14,491,300.00	87.72%	5795151
4	4	N/A	\$100.00	30505	\$3,050,500.00	217310	\$21,731,000.00	87.69%	5793179
5	5	N/A	\$200.00	10200	\$2,040,000.00	72367	\$14,473,400.00	87.65%	5790271
6	6	N/A	\$200.00	20078	\$4,015,600.00	144981	\$28,996,200.00	87.84%	5802788
7	7	N/A	\$200.00	9997	\$1,999,400.00	72570	\$14,514,000.00	87.89%	5806514
8	8	N/A	\$200.00	10104	\$2,020,800.00	72590	\$14,518,000.00	87.78%	5799194
9	0	N/A	\$500.00	446	\$223,000.00	3132	\$1,566,000.00	87.53%	5782907
10	0	N/A	\$500.00	5363	\$2,681,500.00	38747	\$19,373,500.00	87.84%	5803177
11	0	N/A	\$500.00	4490	\$2,245,000.00	31381	\$15,690,500.00	87.48%	5779471
12	0	N/A	\$500.00	3462	\$1,731,000.00	24378	\$12,189,000.00	87.56%	5784871
13	0	N/A	\$1,000.00	92	\$92,000.00	460	\$460,000.00	83.33%	5505333
14	0	N/A	\$1,000.00	159	\$159,000.00	952	\$952,000.00	85.69%	5660929
15	0	N/A	\$1,000.00	255	\$255,000.00	1412	\$1,412,000.00	84.70%	5595822
16	0	N/A	\$1,000.00	73	\$73,000.00	481	\$481,000.00	86.82%	5735881
17	0	N/A	\$1,000.00	429	\$429,000.00	2330	\$2,330,000.00	84.45%	5579163
18	0	N/A	\$10,000.00	14	\$140,000.00	84	\$840,000.00	85.71%	5662628
19	0	N/A	\$10,000.00	17	\$170,000.00	89	\$890,000.00	83.96%	5546883
20	0	N/A	\$5,000,000.00	0	\$0.00	4	\$20,000,000.00	100.00%	6606399
Totals:				227696	\$29,455,850.00	1,624,835	\$228,349,700.00		

NO. OF TICKETS:6,606,400

NO. POOLS:55.05

PACK SIZE:20

PACKS/POOL:6,000

PACKS/GAME:330,320

Minimum:6,468,000

Maximum:6,732,000

TEXAS LOTTERY COMMISSION

"CASINO MILLIONS" - GAME NO. 2340

END OF PRODUCTION PRIZE STRUCTURE

23-Mar-21

VERSION A

6,600,000

\$50 TICKETS

\$330,320,000

REVENUE

PRIZE FUND

\$257,805,550

PAYOUT %:

78.05%

PRIZE LEVEL	PRIZE CODE	TIER CODE	GET:	# OF WAYS		ODDS OF 1 IN:	WINNERS IN 55.05 POOLS	WINNERS IN 20 (PER PACK*)	WINNERS IN 120,000 (Per Pool)	PRIZE COST	PERCENT OF PRIZE FUND **	VALIDATION TIER LEVELS
				TO WIN:	WIN:							
1	1	G	\$50	1	\$50	8.00	825,875	2.500	15,000,000	\$41,293,750	16.02%	LOW-TIER *****
2	2	G	\$100	1	\$100	80.07	82,505	0.250	1,500,000	\$8,250,500	3.20%	
3	3	G	\$50 x 2	2	\$100	39.99	165,199	0.500	3,000,000	\$16,519,900	6.41%	
4	4	G	\$50"2X"	1	\$100	26.66	247,815	0.750	4,500,000	\$24,781,500	9.61%	
5	5	G	\$200	1	\$200	80.01	82,567	0.250	1,500,000	\$16,513,400	6.41%	
6	6	G	\$50"2X" x 2	2	\$200	40.02	165,059	0.500	3,000,000	\$33,011,800	12.80%	
7	7	G	\$100"2X"	1	\$200	80.01	82,567	0.250	1,500,000	\$16,513,400	6.41%	
8	8	G	\$50 x 2 + \$100	3	\$200	79.89	82,694	0.250	1,500,000	\$16,538,800	6.42%	
9	0	M	\$500	1	\$500	1,846.39	3,578	0.011	65,000	\$1,789,000	0.69%	MID-TIER
10	0	M	\$50"2X" + \$50"2X" + \$50 x 6	8	\$500	149.77	44,110	0.133	800,000	\$22,055,000	8.55%	
11	0	M	\$50"10X"	1	\$500	184.17	35,871	0.108	650,000	\$17,935,500	6.96%	
12	0	M	\$100"5X"	1	\$500	237.30	27,840	0.084	505,000	\$13,920,000	5.40%	
13	0	H	\$1,000	1	\$1,000	11,968.12	552	0.002	10,000	\$552,000	0.21%	HIGH-TIER
14	0	H	\$50 x 20	20	\$1,000	5,946.35	1,111	0.003	20,000	\$1,111,000	0.43%	
15	0	H	\$50"2X" x 2 + \$100 + \$100"2X" + \$100"5X"	5	\$1,000	3,963.05	1,667	0.005	30,000	\$1,667,000	0.65%	
16	0	H	\$100 x 10	10	\$1,000	11,924.91	554	0.002	10,000	\$554,000	0.21%	
17	0	H	\$50"20X"	1	\$1,000	2,394.49	2,759	0.008	50,000	\$2,759,000	1.07%	
18	0	H	\$10,000	1	\$10,000	67,412.24	98	0.000	1.78009	\$980,000	0.38%	
19	0	H	\$50 x 6 + \$100 x 17 + \$100"10X" + \$500 x 14	38	\$10,000	62,324.53	106	0.000	1.92541	\$1,060,000	0.41%	
20	0	H	\$5,000,000	1	\$5,000,000	1,651,600.00	4 ***	0.000	0.072657	\$20,000,000	7.76%	
						3.57	1,852,531	5.61	33,643.778	\$ 257,805,550	100.00%	100.00%
						3.5661						

Note:

"2X" = win DOUBLE the prize by revealing one (1) "2X" Play Symbol.

"5X" = win 5 TIMES the prize by revealing one (1) "5X" Play Symbol.

"10X" = win 10 TIMES the prize by revealing one (1) "10X" Play Symbol.

"20X" = win 20 TIMES the prize by revealing one (1) "20X" Play Symbol.

Consolidated odds are 1 in: \$50

8.00

825,875

\$100

13.33

495,519

\$200

16.00

412,887

\$500

59.30

111,399

\$1,000

994.49

6,643

\$10,000

32,384.31

204

\$5,000,000

1,651,600.00

4

1,852,531

* Each of the following GLEPS will be used in approximately 25% of each pack of 20 tickets.

** Numbers are rounded.

*** This number of prizes is guaranteed delivery to the Lottery.

**** The \$50, \$100 and \$200 prize levels are included in the GLEPS, programmed as G-Tiers and included in the Low-Tier files.

CALLOUT:

"OVER \$250 MILLION IN PRIZES!"



INTEROFFICE MEMO

Gary Grief, Executive Director Tyler Vance, Acting Charitable Bingo Operations Director

Payment Approval

March 30, 2021

The attached invoice(s) for service is being submitted for approval.


Vendor Name	Pollard
P.O. Number (if applicable)	362-21-9010RL014
Tx Game Name	Game #2340 Casino Millions
Invoice Number	8520348
Invoice Amount	\$1,109,212.71

The above referenced invoice(s) have been reviewed and certified as proper, accurate and should be paid by the Texas Lottery Commission.

The above referenced invoices have been reviewed and certified as proper, accurate and should be paid by the Texas Lottery Commission.


JB 3/31/2021




 Dale Bowersock (Scratch Ticket Strategy Coordinator)
 Please forward to the next person for approval


3/31/2021

Date


 Robert Tirloni (Products Manager)
 Please forward to the next person for approval

3/31/2021

Date


 Ryan Mindell (Lottery Operations Division Director)

3/31/2021

Date

Please return to Maria Perez in the Office of the Controller by

April 9, 2021



140 Otter Street
Winnipeg, Manitoba
Canada R3T 0M8
Phone: (204) 474-2323
Fax: (204) 453-1375

INVOICE NO.: 8520348

Sold To: Texas Lottery Commission P.O. Box 16630 Austin, TX 78761-6630 United States	Ship To: Texas Lottery Commission P.O. Box 16630 Austin, TX 78761-6630 United States
Terms: Net 30 days after date of invoice	Due Date: April 29, 2021

Invoice Date	Order No.	Your Order	Customer No.
March 30, 2021	1117037		5008

Order name: CASINO MILLIONS #2340
PO Number:

Product Description	Quantity	Unit Price	Amount
Ticket Size 12 x 4	6,606,400	39.55 /M	261,283.12
Spectrum process applied to Scratch FX®	6,606,400	108.00 /M	713,491.20
Four colour process / Spectrum base graphics	6,606,400	12.00 /M	79,276.80
Additional scene within a book	6,606,400	0.14 /M	924.90
Multiple Play Area	6,606,400	2.40 /M	15,855.36
Spectrum process applied to Scratch FX®	1	7,500.00 Ea	7,500.00
Inserts	1	30,881.33 Ea	30,881.33

Under unit price '/M' = price per thousand.

Before Taxes:	1,109,212.71 USD
Freight:	0.00
Deposit:	0.00
Amount Due:	1,109,212.71 USD

Banking Instructions:

TD Bank, NA
2035 Limestone Rd.
Wilmington, DE 19808
ABA# 026013673
Bank Account # 3248176206

Delivery: Prepaid
Tax ID/Contract Number: NA
GST Registration Number: 819251463

Instant Ticket Game Analysis
03/01/20-02/26/22

Average Number of Weeks for 85% Average Sell Through

	A	B	C	D	E	F	G	H
	Price Point				Price Point			
Print Quantities	\$1	\$2	\$3	\$5	\$10	\$20	\$30	\$50
< 5M	None	None	Week 10*	None	None	None	None	None
5M-9.99M	Week 15	Week 16	None	Week 19	Week 17	Week 39	None	Week 34
10M-14.99M	Week 15	None	None	Week 23	Week 33	Week 32	None	None
15M-19.99M	Week 23	None	Week 27*	None	Week 34*	None	None	None
20M-24.99M	None	None	None	Week 39	Week 41*	None	None	None
25M-29.99M	Week 32*	None	None	None	Week 36*	None	None	None
30M-34.99M	None	None	None	None	None	None	None	None
>35M	None	Week 63	Week 70*	Week 48*	Week 43*	None	None	None

Average Weekly Dollar Sales at 85% Average Sell Through

	A	B	C	D	E	F	G	H
	Price Point				Price Point			
Print Quantities	\$1	\$2	\$3	\$5	\$10	\$20	\$30	\$50
< 5M	None	None	\$1,280,407	None	None	None	None	None
5M-9.99M	\$523,427	\$836,412	None	\$1,829,626	\$3,575,687	\$4,083,763	None	\$6,822,934
10M-14.99M	\$646,883	None	None	\$2,572,905	\$3,255,577	\$6,279,880	None	None
15M-19.99M	\$637,501	None	\$1,754,298	None	\$4,557,575	None	None	None
20M-24.99M	None	None	None	\$2,543,539	\$4,377,999	None	None	None
25M-29.99M	\$795,571	None	None	None	\$6,250,278	None	None	None
30M-34.99M	None	None	None	None	None	None	None	None
>35M	None	\$1,031,140	\$1,494,231	\$4,784,040	\$7,855,672	None	None	None

None = no games at this level with 85% sell through

* only one game at this level with 85% sell through

Excludes Promotional Tickets

Unaudited - For Internal Use Only