

TEXAS LOTTERY COMMISSION
Scratch Ticket Game Closing Analysis
SUMMARY REPORT

Scratch Ticket Information

Date Completed

11/1/2022

Game #	2373	Confirmed Packs	7,059
Game Name	Power 30X Crossword	Active Packs	5,451
Quantity Printed	24,134,125	Warehouse Packs	28,544
Price Point	\$3	Returned Packs	41
Start Date	1/3/2022	Printed Payout Percentage	66.02%
Top Prize	\$ 60,000	Percent Sold	77.49%
Number of Top Prizes Remaining	2	Number of Weeks Out	43

Current Game Sales Analysis**TANGIBLE COSTS****Expenditure Impact:**

Cost to print tickets	\$ 1,504,749	Actual ticket production costs
Prize payout expense	\$ 35,928,258	Data from Instant Ticket Tier Liability screen in ES

Estimated Direct Costs \$ 37,433,007

TANGIBLE BENEFITS**Revenue Impact:**

Estimated sales	\$ 56,104,600	Based on # of tkts printed, times % sold from DaVinci report, times the price point
-----------------	---------------	---

Total Estimated Benefits \$ 56,104,600

Excess of Revenue over Expended \$ 18,671,594

INTANGIBLE POSITIVE BENEFITS:

- Allows for open bin space for new games at same price point with higher average weekly sales.
- Allows retailers to return inventory to TLC that is not selling thus releasing their financial burden

INTANGIBLE NEGATIVE BENEFITS:

- There are still valuable prizes remaining in this game.

Assumptions:

- Estimated sales revenue is calculated based on the number of tickets printed times the percent sold from the DaVinci report. The percent sold amount is based on pack settlements. Some partial packs could be returned thus slightly reducing the sales revenue amount reported above.

Weekly Sales Comparison Information

	<u>Previous 3 Weeks Sales from DaVinci</u>	
Most recent week sales	\$	789,225
Next week	\$	762,186
Next week	\$	844,089
Avg Weekly Sales Current Game	\$	798,500
Avg Weekly Sales \$3; 15M - 19.99M Qty*	\$	1,754,298
Percentage Of Variance In Sales		54%

TEXAS LOTTERY COMMISSION
Scratch Ticket Game Closing Analysis
RECOMMENDATION AND APPROVALS

Instant Ticket Information

Game #	2373	Printed Payout Percentage	66.02%
Game Name	Power 30X Crossword	Actual Payout Percentage	64.04%
Percent Sold	77.49%	Number of Weeks Out	43
Average # of Weeks for 85% Sell-through for Same Price Point Game With Similar Print Run.*			27

*No games at the 20M-24.99M level so the 15M-19.99M level was used.

Recommendation

- Based on the findings in this Summary Report, I am recommending closing the above game.
- I am recommending closing the above game based on the below business reason(s):

Dale Bowersack 11/1/2022

 Scratch Ticket Strategy Coordinator Date

Will Russ 11/1/2022

 Products Manager Date

By signing below, I agree with the recommendation of the Products Department Staff to close the above game.

Robert Lee 11/2/2022

 Lottery Operations Division Director Date

KG Kelly Steckley 11/7/2022

 Controller Date

Roy Middle 11/7/2022

 Deputy Executive Director Date

Gary Brief 11/8/2022

 Executive Director Date



Play the Games of Texas!

Da Vinci Report
10/31/22

Week End Date:10/29/22

Product Line	Game	\$	Tix Run	Name	Start	Call	Close	Wks	% Sold	Confirmed	Active	Ware	Return	Net Sales			
														10/29/22	10/22/22	10/15/22	10/8/22
Baseline	2439	\$1	17,131,800	\$5,000 CASH BLOWOUT	9/6/22			8	24.51%	12,545	12,644	58,374	16	\$669,002.00	\$670,630.00	\$552,143.00	\$575,717.00
	2424	\$1	823,350	CASH FRENZY	9/14/22			6	0.00%	0	0	3,060	0	\$0	\$0	\$0	\$0
	2443	\$2	10,246,375	10X LUCKY	9/19/22			6	33.49%	9,914	8,975	33,794	0	\$949,940.00	\$1,113,082.00	\$1,301,786.00	\$1,449,862.00
	2446	\$2	5,988,750	VETERANS CASH	10/17/22			2	4.45%	15,839	10,807	17,900	0	\$230,338.00	\$302,040.00	\$500.00	\$0
	2431	\$3	32,785,800	SPECIAL EDITION LOTERIA	10/17/22			2	2.17%	21,199	9,682	393,404	1	\$1,443,837.00	\$687,795.00	\$450.00	\$0
	2440	\$5	12,237,000	\$200,000 CASH BLOWOUT	9/6/22			8	27.73%	21,318	12,379	81,495	11	\$1,869,530.00	\$1,973,000.00	\$2,022,980.00	\$2,323,590.00
	2447	\$5	7,185,450	100X BONUS	10/17/22			2	18.02%	21,619	12,520	39,523	0	\$4,114,995.00	\$2,358,165.00	\$750.00	\$0
	2415	\$5	9,906,375	COWBOYS	8/15/22			11	30.86%	10,062	7,406	71,390	15	\$1,011,835.00	\$1,156,270.00	\$1,374,610.00	\$1,572,095.00
	2444	\$5	10,272,825	DAY OF THE DEAD	10/3/22			4	20.30%	17,403	12,386	76,261	0	\$2,479,590.00	\$2,775,770.00	\$3,269,425.00	\$1,902,935.00
	2416	\$5	5,627,550	HOUSTON TEXANS	8/15/22			11	35.92%	7,254	5,052	32,857	143	\$605,560.00	\$714,000.00	\$896,535.00	\$1,115,245.00
	2412	\$5	7,218,150	POWER SHOT	8/1/22			13	57.92%	6,424	5,223	25,184	184	\$700,445.00	\$845,130.00	\$941,175.00	\$1,115,850.00
	2369	\$10	12,077,250	\$50, \$100 OR \$500!	8/1/22			13	45.58%	22,536	8,265	96,539	14	\$3,417,690.00	\$3,381,420.00	\$3,393,540.00	\$3,623,270.00
	2441	\$10	14,063,350	\$500,000 CASH BLOWOUT	9/6/22			8	16.55%	30,406	12,167	189,481	9	\$2,554,240.00	\$2,589,360.00	\$2,609,550.00	\$3,026,680.00
	2422	\$10	8,199,450	7	10/3/22			4	24.76%	33,404	11,873	73,005	0	\$4,991,940.00	\$5,184,060.00	\$5,973,720.00	\$4,148,240.00
	2442	\$20	10,250,650	\$1,000,000 CASH BLOWOUT	9/6/22			8	13.31%	32,329	11,692	308,051	6	\$3,160,720.00	\$3,195,880.00	\$3,045,980.00	\$3,431,940.00
	2434	\$20	16,932,075	MILLION DOLLAR LOTERIA	9/19/22			6	12.08%	52,414	10,923	522,840	0	\$7,750,540.00	\$7,263,880.00	\$7,103,420.00	\$7,295,140.00
	2423	\$50	6,608,840	\$1,000,000 DIAMOND RICHES	8/1/22			13	22.59%	26,053	8,918	217,201	24	\$5,234,200.00	\$5,379,500.00	\$5,268,450.00	\$5,514,900.00
Mature	1878	\$1	854,700	CASH ON THE SPOT	9/18/17			267	0.00%	0	0	1,737	15	\$0	\$0	\$0	\$0
	2405	\$1	17,149,800	LOOSE CHANGE	7/5/22			17	58.72%	8,019	7,864	26,972	34	\$454,115.00	\$452,385.00	\$474,395.00	\$480,857.00
	1804	\$1	829,650	LUCKY STARS	9/18/17			267	0.00%	0	0	64	603	\$0	\$0	\$0	\$0
	2372	\$1	34,835,250	POWER 20X	1/3/22			43	63.33%	6,032	5,908	70,847	31	\$256,913.00	\$275,049.00	\$277,734.00	\$277,498.00
	2124	\$1	853,200	WINNING 7S	8/8/19			168	0.00%	0	0	1,766	634	\$0	\$0	\$0	\$0
	2325	\$2	28,601,250	BONUS GAME BINGO	12/13/21			46	66.77%	10,196	7,964	55,280	21	\$812,244.00	\$774,782.00	\$814,364.00	\$833,306.00
	2381	\$2	8,912,625	JUMBO BUCKS	6/20/22			19	65.89%	4,697	3,047	14,886	23	\$278,142.00	\$284,412.00	\$333,354.00	\$358,340.00
	2329	\$2	33,566,750	LIMITED EDITION BREAK THE BANK	1/17/22			41	65.24%	10,573	8,696	69,309	36	\$910,230.00	\$893,406.00	\$923,864.00	\$943,454.00
	2403	\$2	9,058,125	LUCKY 3	7/18/22			15	57.20%	5,643	4,402	19,149	47	\$370,076.00	\$405,372.00	\$483,484.00	\$532,590.00
	2321	\$3	47,974,000	\$50,000 BONUS CASHWORD	4/11/22			29	26.65%	11,920	8,440	258,435	12	\$1,442,238.00	\$1,381,236.00	\$1,499,352.00	\$1,498,281.00
	2373	\$3	24,134,125	POWER 30X CROSSWORD	1/3/22			43	77.49%	7,059	5,451	28,544	41	\$789,225.00	\$762,186.00	\$844,089.00	\$819,018.00
	2327	\$3	28,614,750	TEXAS LOTERIA	10/4/21			56	87.31%	11,636	7,075	26,020	42	\$869,304.00	\$1,037,517.00	\$1,236,369.00	\$1,273,284.00
	2401	\$5	10,122,225	50X THE CASH	6/6/22			21	76.22%	3,895	2,739	21,683	1,069	\$514,510.00	\$607,030.00	\$714,715.00	\$809,290.00

Liability for 2373 / for Life to DateProduct Status:
ActiveSmartCash Enabled:
N/A

Validation Range: 08/27/2021 - 12/31/2037

Outstanding Prizes

Tier	Ref	SmartCash	Tier Value	Count	Amount	Tickets Paid Life to Date	Amount Paid Life to Date	% paid	Est. Tickets Sold
1	1	N/A	\$3.00	741222	\$2,223,666.00	1768966	\$5,306,898.00	70.47%	17007668
2	2	N/A	\$5.00	245177	\$1,225,885.00	719857	\$3,599,285.00	74.59%	18002597
3	3	N/A	\$10.00	46374	\$463,740.00	146950	\$1,469,500.00	76.01%	18344901
4	4	N/A	\$10.00	185410	\$1,854,100.00	586916	\$5,869,160.00	75.99%	18340317
5	5	N/A	\$15.00	22652	\$339,780.00	74016	\$1,110,240.00	76.57%	18478828
6	6	N/A	\$15.00	121597	\$1,823,955.00	361263	\$5,418,945.00	74.82%	18056509
7	7	N/A	\$20.00	44989	\$899,780.00	148084	\$2,961,680.00	76.70%	18510500
8	0	N/A	\$30.00	11136	\$334,080.00	37169	\$1,115,070.00	76.95%	18570361
9	0	N/A	\$30.00	22232	\$666,960.00	74185	\$2,225,550.00	76.94%	18569236
10	0	N/A	\$30.00	22383	\$671,490.00	74022	\$2,220,660.00	76.78%	18530742
11	0	N/A	\$45.00	2317	\$104,265.00	7742	\$348,390.00	76.97%	18575046
12	0	N/A	\$45.00	5632	\$253,440.00	19082	\$858,690.00	77.21%	18634270
13	0	N/A	\$90.00	1398	\$125,820.00	4637	\$417,330.00	76.84%	18543485
14	0	N/A	\$90.00	1879	\$169,110.00	5692	\$512,280.00	75.18%	18144424
15	0	N/A	\$90.00	1726	\$155,340.00	5908	\$531,720.00	77.39%	18677549
16	0	N/A	\$90.00	1759	\$158,310.00	5859	\$527,310.00	76.91%	18561543
17	0	N/A	\$150.00	1128	\$169,200.00	3665	\$549,750.00	76.47%	18454322
18	0	N/A	\$300.00	135	\$40,500.00	467	\$140,100.00	77.57%	18721987
19	0	N/A	\$300.00	185	\$55,500.00	619	\$185,700.00	76.99%	18580874
20	0	N/A	\$2,000.00	10	\$20,000.00	40	\$80,000.00	80.00%	19307300
21	0	N/A	\$60,000.00	1	\$60,000.00	1	\$60,000.00	50.00%	12067063
22	0	N/A	\$60,000.00	1	\$60,000.00	7	\$420,000.00	87.50%	21117361
Totals:				1479343	\$11,874,921.00	4,045,147	\$35,928,258.00		

POCKET QUANTITY: 24,134,125 MIN QUANTITY 23,520,000
 DocuSign Envelope ID: 2B930ADA-B830-4383-AF68-BAC5D711D740
 PACKS / POOL: 960
 PACK SIZE: 125
 POOL SIZE: 120,000

PRIZE STRUCTURE
 POWER 30X CROSSWORD
 Texas Lottery Game # 2373
 IGT Job # 013884
 Version 3 dated June 16, 2021

RETAIL PRICE: \$3.00
 REVENUE: \$72,402,375
 PRIZE FUND: \$47,803,179
 PERCENTAGE: 66.0243245%
 INSTANT FUND: \$47,803,179
 INSTANT-WIN PAYOUT: 66.0243245%

PRIZE LEVEL	TIER CODE	Description	Number of Wins Per Ticket	TOTAL PRIZE		TOTAL PRIZES	WINNERS IN	WINNERS IN 125	PRIZE COST	% OF PRIZE	% PER PRIZE
				AMOUNT	ODDS (1 IN:)		120,000 (PER POOL)	(PER PACK)		FUND	TIER
1	L	\$3	1	\$3	9.61	2,510,188	12,480	13.00	\$7,530,564	15.75%	
2	L	\$5	1	\$5	25.01	965,034	4,800	5.00	\$4,825,170	10.09%	
3	L	\$10	1	\$10	124.84	193,324	960	1.00	\$1,933,240	4.04%	
4	L	\$5 (2X)	1	\$10	31.25	772,326	3,840	4.00	\$7,723,260	16.16%	
5	L	\$15	1	\$15	249.66	96,668	480	0.50	\$1,450,020	3.03%	
6	L	\$3 (5X)	1	\$15	49.98	482,860	2,400	2.50	\$7,242,900	15.15%	
7	L	\$10 (2X)	1	\$20	125.00	193,073	960	1.00	\$3,861,460	8.08%	Low Tier: 72.31%
8	M	\$30	1	\$30	499.62	48,305	240	0.25	\$1,449,150	3.03%	
9	M	\$15 (2X)	1	\$30	250.31	96,417	480	0.50	\$2,892,510	6.05%	
10	M	\$10 (3X)	1	\$30	250.34	96,405	480	0.50	\$2,892,150	6.05%	
11	M	\$45	1	\$45	2,399.26	10,059	50		\$452,655	0.95%	
12	M	\$15 (3X)	1	\$45	976.54	24,714	123		\$1,112,130	2.33%	
13	M	\$90	1	\$90	3,999.03	6,035	30		\$543,150	1.14%	
14	M	\$3 (30X)	1	\$90	3,187.71	7,571	38		\$681,390	1.43%	
15	M	\$30 (3X)	1	\$90	3,161.40	7,634	38		\$687,060	1.44%	
16	M	\$45 (2X)	1	\$90	3,168.04	7,618	38		\$685,620	1.43%	
17	M	\$5 (30X)	1	\$150	5,035.29	4,793	24		\$718,950	1.50%	
18	M	\$300	1	\$300	40,089.91	602	3		\$180,600	0.38%	
19	M	\$10 (30X)	1	\$300	30,017.57	804	4		\$241,200	0.50%	Mid Tier: 26.23%
20	H	\$2,000	1	\$2,000	482,682.50	50			\$100,000	0.21%	
21	H	\$60,000	1	\$60,000	12,067,062.50	2			\$120,000	0.25%	
22	H	\$2,000 (30X)	1	\$60,000	3,016,765.63	8			\$480,000	1.00%	High Tier: 1.46%
TOTAL CASH PRIZES				1 in 2 Decimals:	4.37	5,524,490	27,468	28.25	\$47,803,179	100.00%	
				1 in 4 Decimals:	4.3686						

POWER 30X CROSSWORD
 Texas Lottery Game # 2373
 IGT Job # 013884
 Version 3 dated June 16, 2021

Consolidated odds are 1 in:

\$3	9.61	2,510,188
\$5	25.01	965,034
\$10	24.99	965,650
\$15	41.64	579,528
\$20	125.00	193,073
\$30	100.09	241,127
\$45	694.05	34,773
\$90	836.31	28,858
\$150	5,035.29	4,793
\$300	17,165.10	1,406
\$2,000	482,682.50	50
\$60,000	2,413,412.50	10
		5,524,490

PRIZE LEVEL	Description	Number of Wins per Ticket	A		B		C		D		TOTAL		
			PRIZE:	Number:	Amount:	Number:	Amount:	Number:	Amount:	Number:	Amount:	TOTAL	AMOUNT
1	\$3	1	\$3	12	\$36	14	\$42	14	\$42	12	\$36	2,510,188	\$7,530,564
2	\$5	1	\$5	6	\$30	6	\$30	2	\$10	6	\$30	965,034	\$4,825,170
3	\$10	1	\$10	0	\$0	1	\$10	2	\$20	1	\$10	193,324	\$1,933,240
4	\$5 (2X)	1	\$10	4	\$40	4	\$40	5	\$50	3	\$30	772,326	\$7,723,260
5	\$15	1	\$15	0	\$0	0	\$0	1	\$15	1	\$15	96,668	\$1,450,020
6	\$3 (5X)	1	\$15	2	\$30	1	\$15	4	\$60	3	\$45	482,860	\$7,242,900
7	\$10 (2X)	1	\$20	1	\$20	1	\$20	1	\$20	1	\$20	193,073	\$3,861,460
8	\$30	1	\$30	0	\$0	1	\$30	0	\$0	0	\$0	48,305	\$1,449,150
9	\$15 (2X)	1	\$30	1	\$30	0	\$0	0	\$0	1	\$30	96,417	\$2,892,510
10	\$10 (3X)	1	\$30	1	\$30	1	\$30	0	\$0	0	\$0	96,405	\$2,892,150
TOTAL PRIZES				27	\$216	29	\$217	29	\$217	28	\$216	5,454,600	\$41,800,424



INTEROFFICE MEMO

Gary Grief, Executive Director LaDonna Castañuela, Charitable Bingo Operations Director

Payment Approval

August 31, 2021


The attached invoice(s) for service is being submitted for approval.

Vendor Name	<u>IGT</u>
P.O. Number (if applicable)	<u>362-21-9009RL038</u>
Invoice Number	<u>90121044</u>
Tx Game Name:	<u>Game #2373 Power 30 X Crossword</u>
Invoice Amount:	<u>\$1,504,748.71</u>

The above referenced invoice(s) have been reviewed and certified as proper, accurate and should be paid by the Texas Lottery Commission.


The above referenced invoices have been reviewed and certified as proper, accurate and should be paid by the Texas Lottery Commission.

JB  8/31/2021



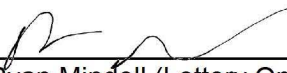
 Dale Bowersock (Scratch Ticket Strategy Coordinator)
 Please forward to the next person for approval

8/31/2021
Date



 Robert Tironi (Products Manager)
 Please forward to the next person for approval

8/31/2021
Date



 Ryan Mindell (Lottery Operations Division Director)

9/1/2021
Date

Please return to Maria Perez in the Office of the Controller by

In an effort to close out FY 21 please forward ASAP, thank you for your help.



IGT Global Solutions Corporation
 d/b/a IGT Solutions Corp. in the State of Texas
 10 Memorial Boulevard
 Providence, RI 02903
 USA
 Telephone 401 392-1000
 Fax 401 392-1234
 FED ID No. 05-0389840

INVOICE

INVOICE NUMBER: 90121044
 DATE : August 29, 2021

BILL TO: 20318
 Texas Lottery Commission
 Gary Grief, Executive Director
 611 East 6th Street
 Austin TX 78701

INV ITEM NO. CUSTOMER PO NO.	SALES ORD. SO ITEM NO	DESCRIPTION	QUANTITY	UNIT PRICE	EXTENDED AMOUNT
001 GAME 2373	104340 010	Game 2373 POWER 30X CROSSWORD - TR	4,035,250 PC	0.01512	61,012.98
002 GAME 2373	104340 020	Option 2373 Holographic Stock	4,035,250 PC	0.03600	145,269.00
003 GAME 2373	104340 030	Option 2373 Fluorescent Ink	4,035,250 PC	0.00168	6,779.22
004 GAME 2373	104340 040	Option 2373 Full UV	4,035,250 PC	0.00192	7,747.68
005 GAME 2373	104340 050	Option 2373 Integrated Graphic Ove	4,035,250 PC	0.00408	16,463.82
006 GAME 2373	104340 060	Option 2373 Color Reveal	4,035,250 PC	0.00273	11,016.23
007 GAME 2373	104340 070	Game 2373 POWER 30X CROSSWORD - TR	4,130,125 PC	0.01512	62,447.49
008 GAME 2373	104340 080	Option 2373 Holographic Stock	4,130,125 PC	0.03600	148,684.50
009 GAME 2373	104340 090	Option 2373 Fluorescent Ink	4,130,125 PC	0.00168	6,938.61
010 GAME 2373	104340 100	Option 2373 Full UV	4,130,125 PC	0.00192	7,929.84
011 GAME 2373	104340 110	Option 2373 Integrated Graphic Ove	4,130,125 PC	0.00408	16,850.91
012 GAME 2373	104340 120	Option 2373 Color Reveal	4,130,125 PC	0.00273	11,275.24
013 GAME 2373	104340 130	Game 2373 POWER 30X CROSSWORD - TR	4,120,125 PC	0.01512	62,296.29

Continued...

INV ITEM NO. CUSTOMER PO NO.	SALES ORD. SO ITEM NO	DESCRIPTION	QUANTITY	UNIT PRICE	EXTENDED AMOUNT
014 GAME 2373	104340 140	Option 2373 Holographic Stock	4,120,125 PC	0.03600	148,324.50
015 GAME 2373	104340 150	Option 2373 Fluorescent Ink	4,120,125 PC	0.00168	6,921.81
016 GAME 2373	104340 160	Option 2373 Full UV	4,120,125 PC	0.00192	7,910.64
017 GAME 2373	104340 170	Option 2373 Integrated Graphic Ove	4,120,125 PC	0.00408	16,810.11
018 GAME 2373	104340 180	Option 2373 Color Reveal	4,120,125 PC	0.00273	11,247.94
019 GAME 2373	104340 190	Game 2373 POWER 30X CROSSWORD - TR	4,134,375 PC	0.01512	62,511.75
020 GAME 2373	104340 200	Option 2373 Holographic Stock	4,134,375 PC	0.03600	148,837.50
021 GAME 2373	104340 210	Option 2373 Fluorescent Ink	4,134,375 PC	0.00168	6,945.75
022 GAME 2373	104340 220	Option 2373 Full UV	4,134,375 PC	0.00192	7,938.00
023 GAME 2373	104340 230	Option 2373 Integrated Graphic Ove	4,134,375 PC	0.00408	16,868.25
024 GAME 2373	104340 240	Option 2373 Color Reveal	4,134,375 PC	0.00273	11,286.84
025 GAME 2373	104340 250	Game 2373 POWER 30X CROSSWORD - TR	4,145,125 PC	0.01512	62,674.29
026 GAME 2373	104340 260	Option 2373 Holographic Stock	4,145,125 PC	0.03600	149,224.50
027 GAME 2373	104340 270	Option 2373 Fluorescent Ink	4,145,125 PC	0.00168	6,963.81
028 GAME 2373	104340 280	Option 2373 Full UV	4,145,125 PC	0.00192	7,958.64
029 GAME 2373	104340 290	Option 2373 Integrated Graphic Ove	4,145,125 PC	0.00408	16,912.11
030 GAME 2373	104340 300	Option 2373 Color Reveal	4,145,125 PC	0.00273	11,316.19
031 GAME 2373	104340 310	Game 2373 POWER 30X CROSSWORD - TR	3,569,125 PC	0.01512	53,965.17

Continued...

INV ITEM NO. CUSTOMER PO NO.	SALES ORD. SO ITEM NO	DESCRIPTION	QUANTITY	UNIT PRICE	EXTENDED AMOUNT
032 GAME 2373	104340 320	Option 2373 Holographic Stock	3,569,125	PC 0.03600	128,488.50
033 GAME 2373	104340 330	Option 2373 Fluorescent Ink	3,569,125	PC 0.00168	5,996.13
034 GAME 2373	104340 340	Option 2373 Full UV	3,569,125	PC 0.00192	6,852.72
035 GAME 2373	104340 350	Option 2373 Integrated Graphic Ove	3,569,125	PC 0.00408	14,562.03
036 GAME 2373	104340 360	Option 2373 Color Reveal	3,569,125	PC 0.00273	9,743.71
037 GAME 2373	104340 370	Holographic Inserts 2373			19,776.00
038 GAME 2373	104340 380	Rounding Adjustment			0.01
				TOTAL AMOUNT DUE	USD <u>1,504,748.71</u>

REMARKS:
Unrounded Invoice Total \$1,504,748.7113

PAYMENT TERMS:
Due within 30 days

REMITTANCE:
Please remit payment in USD:

For wire transfer payments:	For ACH payments:
Wells Fargo Bank, N.A	Wells Fargo Bank, N.A
420 Montgomery Street	420 Montgomery Street
San Francisco CA 94104	San Francisco CA 94104
SWIFT: WFBIUS6S	
ABA No. 121000248	ABA No. 121000248
Account No. 4417073848	Account No. 4417073848
Account Name: IGT Global Solutions Corp	Account Name: IGT Global Solutions Corporation

For each invoice being paid, please include entire invoice number(s) (8-digit and/or alpha-numeric) in reference field of the remittance transmission.

Instant Ticket Game Analysis 03/01/20-02/26/22

Average Number of Weeks for 85% Average Sell Through

Print Quantities	A	B	C	D	E	F	G	H
	Price Point				Price Point			
	\$1	\$2	\$3	\$5	\$10	\$20	\$30	\$50
< 5M	None	None	Week 10*	None	None	None	None	None
5M-9.99M	Week 15	Week 16	None	Week 19	Week 17	Week 39	None	Week 34
10M-14.99M	Week 15	None	None	Week 23	Week 33	Week 32	None	None
15M-19.99M	Week 23	None	Week 27*	None	Week 34*	None	None	None
20M-24.99M	None	None	None	Week 39	Week 41*	None	None	None
25M-29.99M	Week 32*	None	None	None	Week 36*	None	None	None
30M-34.99M	None	None	None	None	None	None	None	None
>35M	None	Week 63	Week 70*	Week 48*	Week 43*	None	None	None

Average Weekly Dollar Sales at 85% Average Sell Through

Print Quantities	A	B	C	D	E	F	G	H
	Price Point				Price Point			
	\$1	\$2	\$3	\$5	\$10	\$20	\$30	\$50
< 5M	None	None	\$1,280,407	None	None	None	None	None
5M-9.99M	\$523,427	\$836,412	None	\$1,829,626	\$3,575,687	\$4,083,763	None	\$6,822,934
10M-14.99M	\$646,883	None	None	\$2,572,905	\$3,255,577	\$6,279,880	None	None
15M-19.99M	\$637,501	None	\$1,754,298	None	\$4,557,575	None	None	None
20M-24.99M	None	None	None	\$2,543,539	\$4,377,999	None	None	None
25M-29.99M	\$795,571	None	None	None	\$6,250,278	None	None	None
30M-34.99M	None	None	None	None	None	None	None	None
>35M	None	\$1,031,140	\$1,494,231	\$4,784,040	\$7,855,672	None	None	None

None = no games at this level with 85% sell through

* only one game at this level with 85% sell through

Excludes Promotional Tickets

Unaudited - For Internal Use Only

Bowersock, Dale

From: Gough, Riley <Riley.Gough@IGT.com>
Sent: Tuesday, November 1, 2022 9:20 AM
To: Bowersock, Dale
Cc: ProductsScratchTeam
Subject: RE: November Pre-call Recommendations

CAUTION: This email originated outside the Texas Lottery's email system. DO NOT click links or open attachments unless you expect them from the sender and know the content is safe.

Hi Dale, no issues with this list.

Thanks,
 Riley

From: Bowersock, Dale <Dale.Bowersock@lottery.state.tx.us>
Sent: Monday, October 31, 2022 9:30 AM
To: Gough, Riley <Riley.Gough@IGT.com>
Cc: ProductsScratchTeam <ProductsScratchTeam@lottery.state.tx.us>
Subject: November Pre-call Recommendations

CAUTION: This email originated outside of IGT. Do not click links or open attachments unless you recognize the sender and know the content is safe.

Riley,
 Below are the games I would recommend for Pre-call next Friday.

Close dates:

Pre-call: 11/11/22

Call Date: 12/11/22

Close Date: 1/25/23

End of Validations: 7/24/23

Game	\$	Tix Run	Name	Start	Call	Close	Wks	% Sold	Confirmed	Active	Ware	Return	10/29/22	10/22/2
2372	\$1	34,835,250	POWER 20X	1/3/22			43	63.33%	6,032	5,908	70,847	31	\$256,913.00	\$275,0
2381	\$2	8,912,625	JUMBO BUCKS	6/20/22			19	65.89%	4,697	3,047	14,886	23	\$278,142.00	\$284,4
2373	\$3	24,134,125	POWER 30X CROSSWORD	1/3/22			43	77.49%	7,059	5,451	28,544	41	\$789,225.00	\$762,1
2348	\$10	11,152,000	\$50 OR \$100	12/6/21			47	86.30%	7,919	3,676	15,851	82	\$832,620.00	\$820,3
2346	\$10	13,460,600	\$500,000 EXTREME LUCK	4/5/21			82	96.41%	4,809	2,650	923	52	\$641,950.00	\$751,6

Please let me know if you have any concerns.

Dale

CONFIDENTIALITY NOTICE: This message is the property of International Game Technology PLC and/or its subsidiaries and may contain proprietary, confidential or trade secret information. This message is intended solely for the use of the addressee. If you are not the intended recipient and have received this message in error, please delete this message from your system. Any unauthorized reading, distribution, copying, or other use of this message or its attachments is strictly prohibited.