

**TEXAS LOTTERY COMMISSION**  
**Scratch Ticket Game Closing Analysis**  
**SUMMARY REPORT**

**Scratch Ticket Information**

Date Completed 12/16/2024

Game #	2499	Confirmed Packs	4,926
Game Name	Extreme Green	Active Packs	1,858
Quantity Printed	7,338,450	Warehouse Packs	35,567
Price Point	\$5	Returned Packs	985
Start Date	7/15/2024	Printed Payout Percentage	68.14%
Top Prize	\$ 100,000	Percent Sold	54.48%
Number of Top Prizes Remaining	1	Number of Weeks Out	22

**Current Game Sales Analysis**

**TANGIBLE COSTS**

**Expenditure Impact:**

Cost to print tickets	\$ 710,383	Actual ticket production costs
Prize payout expense	\$ 13,288,475	Data from Instant Ticket Tier Liability screen in ES

**Estimated Direct Costs** **\$ 13,998,858**

**TANGIBLE BENEFITS**

**Revenue Impact:**

Estimated sales	\$ 19,989,938	Based on # of tkts printed, times % sold from DaVinci report, times the price point
<b>Total Estimated Benefits</b>	<b>\$ 19,989,938</b>	

**Excess of Revenue over Expended \$ 5,991,080**

**INTANGIBLE POSITIVE BENEFITS:**

- Allows for open bin space for new games at same price point with higher average weekly sales.
- Allows retailers to return inventory to TLC that is not selling thus releasing their financial burden

**INTANGIBLE NEGATIVE BENEFITS:**

- There are still valuable prizes remaining in this game.

**Assumptions:**

- Estimated sales revenue is calculated based on the number of tickets printed times the percent sold from the DaVinci report. The percent sold amount is based on pack settlements. Some partial packs could be returned thus slightly reducing the sales revenue amount reported above.

**Weekly Sales Comparison Information**

<u>Previous 3 Weeks Sales from DaVinci</u>		
Most recent week sales	\$	212,315
Next week	\$	217,760
Next week	\$	267,500
Avg Weekly Sales Current Game	\$	232,525
Avg Weekly Sales \$5; 5M-9.99M Qty	\$	1,696,811
<b>Percentage Of Variance In Sales</b>		<b>86%</b>

**TEXAS LOTTERY COMMISSION**  
**Scratch Ticket Game Closing Analysis**  
**RECOMMENDATION AND APPROVALS**

**Instant Ticket Information**

Game #	2499	Printed Payout Percentage	68.14%
Game Name	Extreme Green	Actual Payout Percentage	66.48%
Percent Sold	54.48%	Number of Weeks Out	22
Average # of Weeks for 85% Sell-through for Same Price Point Game With Similar Print Run.			20

**Recommendation**

- ☒ Based on the findings in this Summary Report, I am recommending closing the above game.
- ☐ I am recommending closing the above game based on the below business reason(s):


---



---




---

 12/17/2024  
 \_\_\_\_\_  
 Scratch Ticket Strategy Coordinator      Date

 For Will Russ 12/17/2024  
 \_\_\_\_\_  
 Products Manager      Date

By signing below, I agree with the recommendation of the Products Department Staff to close the above game.

 12/17/2024  
 \_\_\_\_\_  
 Lottery Operations Division Director      Date

  12/19/2024  
 \_\_\_\_\_  
 Controller      Date

N/A  
 \_\_\_\_\_  
 Deputy Executive Director      Date

 12/27/2024  
 \_\_\_\_\_  
 Executive Director      Date



*Play the Games of Texas!*

Da Vinci Report

12/16/24

Week End Date:12/14/24

Product Line	Game	\$	Tix Run	Name	Start	Call	Close	Wks	% Sold	Confirmed	Active	Ware	Return	Net Sales			
														12/14/24	12/7/24	11/30/24	11/23/24
Baseline	2604	\$1	10,223,550	OH, SNAP!	11/4/24			6	30.12%	11,176	17,151	16,335	24	\$601,631.00	\$630,112.00	\$618,247.00	\$568,293.00
	2597	\$2	9,299,750	SPICY 9S	9/16/24			13	49.61%	9,871	6,890	18,745	122	\$517,586.00	\$611,046.00	\$643,646.00	\$689,248.00
	2601	\$2	5,962,125	VETERANS CASH	10/21/24			8	31.30%	10,268	6,667	14,174	59	\$713,590.00	\$1,030,418.00	\$431,232.00	\$425,686.00
	2605	\$3	6,089,375	WINTER WORDS	11/4/24			6	33.35%	11,759	11,549	6,875	24	\$1,272,978.00	\$1,312,704.00	\$1,350,216.00	\$1,031,871.00
	2606	\$5	7,344,000	25 DAYS OF WINNING	11/4/24			6	35.20%	17,683	14,036	28,464	26	\$2,035,585.00	\$2,237,160.00	\$2,542,055.00	\$2,461,300.00
	2584	\$5	17,318,475	BINGO TIMES 20	9/16/24			13	24.16%	16,315	8,330	147,854	282	\$1,386,710.00	\$1,421,745.00	\$1,498,760.00	\$1,554,570.00
	2592	\$5	7,018,575	GAME OF THRONES	10/7/24			10	53.31%	16,761	9,090	15,704	28	\$1,229,220.00	\$1,375,880.00	\$1,594,585.00	\$1,695,940.00
	2602	\$5	7,342,350	WILD SIDE	10/21/24			8	34.27%	17,113	8,627	36,680	16	\$1,204,555.00	\$1,332,930.00	\$1,228,525.00	\$1,415,510.00
	2612	\$10	8,199,300	CASH PAYOUT	10/7/24			10	33.38%	24,049	9,417	73,480	20	\$2,070,730.00	\$2,240,150.00	\$2,403,210.00	\$2,562,740.00
	2607	\$10	6,012,600	HOLIDAY GOLD	11/4/24			6	35.04%	28,014	12,659	33,828	18	\$3,239,190.00	\$3,446,310.00	\$3,972,860.00	\$3,946,680.00
	2603	\$20	6,609,600	LUCKY MILLIONS	10/21/24			8	23.47%	29,658	8,928	160,685	18	\$2,765,760.00	\$3,229,620.00	\$3,507,160.00	\$3,817,820.00
	2589	\$50	6,082,060	500X	9/16/24			13	26.14%	26,199	6,905	188,327	34	\$5,445,150.00	\$5,192,150.00	\$5,024,900.00	\$5,738,550.00
Mature	2593	\$1	9,012,750	\$5,000 LUCKY 7S	9/3/24			15	83.01%	4,269	4,810	195	172	\$279,485.00	\$353,590.00	\$376,242.00	\$447,949.00
	2541	\$1	29,430,150	20X POWER BLITZ	1/2/24			50	59.30%	3,715	2,659	72,380	31	\$131,550.00	\$159,483.00	\$150,443.00	\$159,797.00
	2571	\$2	25,071,375	CLASSIC BINGO!	5/20/24			30	41.43%	8,796	6,073	101,007	39	\$573,904.00	\$609,670.00	\$626,702.00	\$620,786.00
	2542	\$3	24,005,000	30X POWER WORD BLITZ	1/2/24			50	55.90%	4,015	2,503	76,882	206	\$320,931.00	\$325,374.00	\$354,039.00	\$386,268.00
	2504	\$3	35,510,250	CROSSWORD	3/4/24			41	44.08%	8,881	5,716	142,400	37	\$908,979.00	\$950,904.00	\$969,351.00	\$971,814.00
	2508	\$3	32,963,925	TEXAS LOTERIA	1/16/24			48	57.69%	12,912	8,776	161,224	68	\$1,058,871.00	\$1,079,712.00	\$1,115,454.00	\$1,145,253.00
	2594	\$5	11,251,950	\$200,000 LUCKY 7S	9/3/24			15	57.00%	13,585	7,125	41,558	47	\$1,415,745.00	\$1,526,670.00	\$1,679,405.00	\$1,790,475.00
	2543	\$5	25,097,475	50X POWER BLITZ	1/2/24			50	50.67%	4,019	2,348	157,515	29	\$349,955.00	\$370,340.00	\$433,475.00	\$485,060.00
	2502	\$5	16,958,025	BINGO TIMES 20	9/18/23			65	84.80%	3,131	1,213	28,575	134	\$166,090.00	\$191,115.00	\$206,275.00	\$192,635.00
	2579	\$5	9,733,350	COWBOYS	8/19/24			17	35.82%	8,658	4,301	68,422	213	\$470,075.00	\$509,530.00	\$577,745.00	\$604,080.00
	2499	\$5	7,338,450	EXTREME GREEN	7/15/24			22	54.48%	4,926	1,858	35,567	985	\$212,315.00	\$217,760.00	\$267,500.00	\$287,630.00
	2540	\$5	7,186,500	HIGH ROLLER	8/5/24			19	46.73%	4,682	2,179	42,443	646	\$209,150.00	\$225,940.00	\$270,260.00	\$305,385.00
	2580	\$5	5,504,925	HOUSTON TEXANS	8/19/24			17	48.06%	5,600	2,871	28,101	155	\$312,800.00	\$338,365.00	\$391,685.00	\$485,525.00
	2505	\$5	32,640,150	SUPER CASHWORD	6/5/23			80	85.28%	11,034	6,219	43,928	56	\$1,266,510.00	\$1,287,025.00	\$1,331,620.00	\$1,322,425.00
	2585	\$5	49,850,175	SUPER LOTERIA	6/17/24			26	47.88%	32,997	12,624	293,513	86	\$4,665,685.00	\$4,887,450.00	\$5,135,335.00	\$5,265,035.00
	2582	\$10	22,209,750	\$250,000 50X CASHWORD	7/1/24			24	31.12%	22,243	8,077	272,032	28	\$2,786,910.00	\$2,808,360.00	\$2,838,310.00	\$2,755,840.00
	2598	\$10	10,877,800	\$50 \$100 OR \$500	7/15/24			22	46.50%	15,236	5,399	93,044	156	\$1,560,300.00	\$1,535,680.00	\$1,782,650.00	\$1,748,900.00
	2595	\$10	8,195,600	\$500,000 LUCKY 7S	9/3/24			15	62.36%	18,192	8,711	31,924	17	\$2,480,940.00	\$2,685,480.00	\$2,937,720.00	\$2,906,890.00

2499 Extreme Green

Tier	Reference	Tier Value	Outstanding Tier Count	Outstanding Tier Amount	Tickets Paid	Amount Paid	Estimated Tickets Sold	Percent Paid	Last Date Cashed
1	1	\$5.00	382,298	\$1,911,490.00	400567	\$2,002,835.00	3,754,850.327	5,117%	12/15/2024
2	2	\$10.00	148,621	\$1,486,210.00	161222	\$1,612,220.00	3,818,448.653	5,203%	12/15/2024
3	3	\$10.00	131,793	\$1,317,930.00	145110	\$1,451,100.00	3,845,687.766	5,240%	12/15/2024
4	4	\$20.00	45,813	\$916,260.00	52033	\$1,040,660.00	3,902,475	5,318%	12/15/2024
5	5	\$20.00	46,178	\$923,560.00	51735	\$1,034,700.00	3,877,469.904	5,284%	12/15/2024
6	6	\$20.00	46,451	\$929,020.00	51493	\$1,029,860.00	3,858,110.817	5,257%	12/15/2024
7	0	\$50.00	7,614	\$380,700.00	8699	\$434,950.00	3,913,270.186	5,333%	12/15/2024
8	0	\$50.00	22,742	\$1,137,100.00	26066	\$1,303,300.00	3,919,112.393	5,341%	12/15/2024
9	0	\$50.00	15,091	\$754,550.00	17527	\$876,350.00	3,943,252.595	5,373%	12/15/2024
10	0	\$50.00	7,775	\$388,750.00	8588	\$429,400.00	3,851,531.418	5,248%	12/15/2024
11	0	\$100.00	746	\$74,600.00	782	\$78,200.00	3,755,672.71	5,118%	12/15/2024
12	0	\$100.00	3,870	\$387,000.00	4357	\$435,700.00	3,886,425.994	5,296%	12/15/2024
13	0	\$100.00	2,901	\$290,100.00	3262	\$326,200.00	3,884,151.209	5,293%	12/15/2024
14	0	\$100.00	1,894	\$189,400.00	2202	\$220,200.00	3,945,133.52	5,376%	12/15/2024
15	0	\$200.00	48	\$9,600.00	52	\$10,400.00	3,815,994.002	5,200%	12/15/2024
16	0	\$200.00	590	\$118,000.00	664	\$132,800.00	3,885,750.24	5,295%	12/15/2024
17	0	\$200.00	487	\$97,400.00	543	\$108,600.00	3,868,716.845	5,272%	12/13/2024
18	0	\$500.00	284	\$142,000.00	335	\$167,500.00	3,971,535.947	5,412%	12/12/2024
19	0	\$500.00	79	\$39,500.00	91	\$45,500.00	3,928,229.113	5,353%	12/12/2024
20	0	\$500.00	190	\$95,000.00	226	\$113,000.00	3,986,754.084	5,433%	12/14/2024
21	0	\$1,000.00	12	\$12,000.00	11	\$11,000.00	3,509,693.518	4,783%	11/21/2024
22	0	\$1,000.00	7	\$7,000.00	12	\$12,000.00	4,634,810.532	6,316%	10/28/2024
23	0	\$1,000.00	8	\$8,000.00	12	\$12,000.00	4,403,069.938	6,000%	11/14/2024
24	0	\$100,000.00	1	\$100,000.00	4	\$400,000.00	5,870,759.917	8,000%	10/26/2024
Totals			865,493	\$11,715,170.00	935593	\$13,288,475.00			

NO. OF TICKETS (+/-2%):  
NO. POOLS:  
PACK SIZE:  
PACKS/POOL:  
PACKS/GAME:

7,338,450  
20.38  
75  
4,800  
97,846

Minimum Quantity: 7,056,000  
Maximum Quantity: 7,344,000

TEXAS LOTTERY COMMISSION  
"EXTREME GREEN" - GAME NO. 2499  
END OF PRODUCTION PRIZE STRUCTURE  
23-May-23

7,338,450

\$5 TICKETS

\$36,692,250

REVENUE

PRIZE FUND

\$25,003,645

PAYOUT %

68.14%

PRIZE TIER	PRIZE CODE	TIER CODE	GET:	# OF WAYS TO WIN:	WIN:	ODDS OF 1 IN:	WINNERS IN 20.38 POOLS	WINNERS IN 75 (PER PACK*)	WINNERS IN 360,000 (Per Pool)	PRIZE COST	PERCENT OF PRIZE FUND **	VALIDATION TIER LEVELS
1	1	L	\$5	1	\$5	9.37	782,865	8.001	38,405	\$3,914,325	15.66%	LOW-TIER 62.61%
2	2	L	\$10	1	\$10	23.68	309,843	3.1666	15,200	\$3,098,430	12.39%	
3	3	L	\$5"2X"	1	\$10	26.50	276,903	2.83	13,584	\$2,769,030	11.07%	
4	4	L	\$5 x 4	4	\$20	75.00	97,846	1.00	4,800	\$1,956,920	7.83%	
5	5	L	\$10"2X"	1	\$20	74.95	97,913	1.0007	4,803	\$1,958,260	7.83%	
6	6	L	\$20	1	\$20	74.92	97,944	1.001	4,805	\$1,958,880	7.83%	
7	0	M	\$5"2X" + \$20 x 2	3	\$50	449.85	16,313	0.17	800	\$815,650	3.26%	****
8	0	M	\$10"5X"	1	\$50	150.35	48,808	0.50	2,394	\$2,440,400	9.76%	****
9	0	M	\$5 x 10	10	\$50	224.98	32,618	0.33	1,600	\$1,630,900	6.52%	****
10	0	M	\$50	1	\$50	448.48	16,363	0.17	803	\$818,150	3.27%	****
11	0	M	\$100	1	\$100	4,802.65	1,528	0.02	75	\$152,800	0.61%	MID-TIER 35.14%
12	0	M	\$20"5X"	1	\$100	892.00	8,227	0.08	400	\$822,700	3.29%	
13	0	M	\$5 x 10 + \$10"5X"	11	\$100	1,190.73	6,163	0.06	300	\$616,300	2.46%	
14	0	M	\$10 x 10	10	\$100	1,791.61	4,096	0.04	200	\$409,600	1.64%	
15	0	M	\$200	1	\$200	73,384.50	100	0.00	5	\$20,000	0.08%	
16	0	M	\$10"5X" + \$50 x 3	4	\$200	5,852.03	1,254	0.01	60	\$250,800	1.00%	
17	0	M	\$20"5X" + \$20 x 5	6	\$200	7,124.71	1,030	0.01	50	\$206,000	0.82%	HIGH-TIER 2.25%
18	0	M	\$5 x 10 + \$50"5X" + \$100"2X"	12	\$500	11,855.33	619	0.01	30	\$309,500	1.24%	
19	0	M	\$500	1	\$500	43,167.35	170	0.00	8	\$85,000	0.34%	
20	0	M	\$50 x 2 + \$100 x 4	6	\$500	17,640.50	416	0.00	20	\$208,000	0.83%	
21	0	H	\$50 x 14 + \$20 x 10 + \$100	25	\$1,000	319,063.04	23	0.00	1.00	\$23,000	0.09%	
22	0	H	\$50 x 2 + \$100"5X" + \$200"2X"	4	\$1,000	386,234.21	19	0.00	1.00	\$19,000	0.08%	
23	0	H	\$1,000	1	\$1,000	366,922.50	20	0.00	1.00	\$20,000	0.08%	
24	0	H	\$100,000	1	\$100,000	1,467,690.00	5 ***	0.00	0.245283	\$500,000	2.00%	
						4.07	1,801,086	18.41	88,345.37	\$ 25,003,645	100.00%	100.00%
						4.0745						

Note: "2X" = win DOUBLE the prize by revealing one (1) "Stack of Cash" Play Symbol.  
Note: "5X" = win 5 TIMES the prize by revealing one (1) "Vault" Play Symbol.

Consolidated odds are 1 in:	\$5	9.37	782,865
	\$10	12.51	586,746
	\$20	24.99	293,703
	\$50	64.31	114,102
	\$100	366.67	20,014
	\$200	3,078.21	2,384
	\$500	6,090.00	1,205
	\$1,000	118,362.10	62
	\$100,000	1,467,690.00	5
			1,801,086

\* Each of the following GLEPS will be used in approximately 16.67% of each pack of 75 tickets.  
\*\* Numbers are rounded.  
\*\*\* This Number of prizes is guaranteed delivery to the Lottery.  
\*\*\*\* The \$50 prize level is included in the GLEPS but should be programmed as Mid-Tier and not part of the Low-Tier file.

CALLOUT:	Not Applicable for this game.
----------	-------------------------------



# INTEROFFICE MEMO

Gary Grief, Executive Director      LaDonna Castañuela, Charitable Bingo Operations Director

## Payment Approval

June 15, 2023

The attached invoice(s) for service is being submitted for approval.

Vendor Name	Pollard Banknote Limited
P.O. Number (if applicable)	362-23-9010RL016
Tx Game Name	Game #2499 Extreme Green

Invoice Number:

8534106

Invoice Amount:

\$713,383.17

sanction letter dated 6/9/23


-\$3,000.00

Total Amount

**\$710,383.17**

The above referenced invoice(s) have been reviewed and certified as proper, accurate and should be paid by the Texas Lottery Commission.


JB

  
 Dale Bowersock (Scratch Ticket Strategy Coordinator)

6/16/2023

Date


6/16/2023

  
 Will Russ (Products Manager)

6/19/2023

Date



  
 Robert Tirloni (Lottery Operations Division Director)

6/21/2023

Date

Please return to Maria Perez in the Office of the Controller by

**June 25, 2023**



140 Otter Street  
Winnipeg, Manitoba  
Canada R3T 0M8  
Phone: (204) 474-2323  
Fax: (204) 453-1375

## INVOICE NO.: 8534106

<b>Sold To:</b> Texas Lottery Commission P.O. Box 16630 Austin, TX 78761-6630 United States		<b>Ship To:</b> IGT Texas Distribution Center 8520 Tuscany Way Building #6, Suite 100 Attn: Texas Lottery Warehouse Rep Austin, Texas 78754 United States	
Terms: Net 30 days after date of invoice		Due Date: July 12, 2023	
Invoice Date	Order No.	Your Order	Customer No.
June 12, 2023	1194564		5008

Order name: EXTREME GREEN #2499  
PO Number:

Product Description	Quantity	Unit Price	Amount
Ticket Size 4 x 8	7,338,450	22.52 /M	165,261.89
Spectrum process applied to Scratch FX®	7,338,450	56.00 /M	410,953.20
Four colour process / Spectrum base graphics	7,338,450	8.00 /M	58,707.60
Integrated Overprints / Continuous Image	7,338,450	8.00 /M	58,707.60
Spectrum process applied to Scratch FX®	1	5,000.00 Ea	5,000.00
Inserts	1	14,752.88 Ea	14,752.88

Under unit price '/M' = price per thousand.

<b>Before Taxes:</b>	713,383.17 USD
<b>Freight:</b>	0.00
<b>Deposit:</b>	0.00
<b>Amount Due:</b>	713,383.17 USD

### Banking Instructions:

TD Bank, NA  
2035 Limestone Rd.  
Wilmington, DE 19808  
ABA# 026013673  
Bank Account # 3248176206

Delivery: Prepaid  
Customer Tax ID: # 998-6006283  
Contract Number:  
GST Registration Number: 819251463

## Scratch Ticket Game Closing Analysis

08/28/22      Thru      08/31/24

### Average Number of Weeks for 85% Average Sell Through

Print Quantities	Price Point				Price Point				
	\$1	\$2	\$3	\$5	\$10	\$20	\$30	\$50	\$100
< 5M	None	None	None	None	*Week 27	None	None	None	None
5M-9.99M	*Week 22	Week 20	Week 13	Week 20	Week 22	None	None	None	None
10M-14.99M	*Week 15	*Week 28	None	*Week 48	None	*Week 37	None	None	None
15M-19.99M	Week 44	None	None	None	None	*Week 35	None	None	None
20M-24.99M	None	None	None	None	None	None	None	None	None
25M-29.99M	None	None	None	None	None	*Week 63	None	None	None
30M-34.99M	None	*Week 65	*Week 68	*Week 28	None	None	None	None	None
>=35M	None	None	None	*Week 52	*Week 54	None	None	None	None

### Average Weekly Dollar Sales at 85% Average Sell Through

Print Quantities	Price Point				Price Point				
	\$1	\$2	\$3	\$5	\$10	\$20	\$30	\$50	\$100
< 5M	None	None	None	None	\$1,295,512	None	None	None	None
5M-9.99M	\$386,976	\$781,096	\$1,232,303	\$1,696,811	\$2,627,029	None	None	None	None
10M-14.99M	\$649,617	\$620,682	None	\$1,077,365	None	\$4,652,039	None	None	None
15M-19.99M	\$350,256	None	None	None	None	\$8,401,824	None	None	None
20M-24.99M	None	None	None	None	None	None	None	None	None
25M-29.99M	None	None	None	None	None	\$6,794,150	None	None	None
30M-34.99M	None	\$783,971	\$1,222,418	\$4,625,724	None	None	None	None	None
>=35M	None	None	None	\$4,803,626	\$7,966,148	None	None	None	None

None = no games at this level with 85% sell through

\* only one game at this level with 85% sell through

Excludes Promotional Tickets

Unaudited - For Internal Use Only