

TEXAS LOTTERY COMMISSION
Scratch Ticket Game Closing Analysis
SUMMARY REPORT

Scratch Ticket Information

Date Completed

2/15/2024

Game #	2503	Confirmed Packs	3,623
Game Name	Break the Bank	Active Packs	1,559
Quantity Printed	22,221,750	Warehouse Packs	12,781
Price Point	\$2	Returned Packs	1,320
Start Date	3/20/2023	Printed Payout Percentage	65.15%
Top Prize	\$ 30,000	Percent Sold	81.77%
Number of Top Prizes Remaining	0	Number of Weeks Out	47

Current Game Sales Analysis

TANGIBLE COSTS

Expenditure Impact:

Cost to print tickets	\$ 501,365	Actual ticket production costs
Prize payout expense	\$ 24,187,894	Data from Instant Ticket Tier Liability screen in ES

Estimated Direct Costs \$ 24,689,259

TANGIBLE BENEFITS

Revenue Impact:

Estimated sales	\$ 36,341,450	Based on # of tkts printed, times % sold from DaVinci report, times the price point
-----------------	---------------	---

Total Estimated Benefits \$ 36,341,450

Excess of Revenue over Expended \$ 11,652,191

INTANGIBLE POSITIVE BENEFITS:

- Allows for open bin space for new games at same price point with higher average weekly sales.
- Allows retailers to return inventory to TLC that is not selling thus releasing their financial burden

INTANGIBLE NEGATIVE BENEFITS:

- There are still valuable prizes remaining in this game.

Assumptions:

- Estimated sales revenue is calculated based on the number of tickets printed times the percent sold from the DaVinci report. The percent sold amount is based on pack settlements. Some partial packs could be returned thus slightly reducing the sales revenue amount reported above.

Weekly Sales Comparison Information

Previous 3 Weeks Sales from DaVinci		
Most recent week sales	\$	211,388
Next week	\$	182,170
Next week	\$	172,346
Avg Weekly Sales Current Game	\$	188,635
Avg Weekly Sales \$5; 5M - 9.9M Qty	\$	830,007
Percentage Of Variance In Sales		77%

TEXAS LOTTERY COMMISSION
Scratch Ticket Game Closing Analysis
RECOMMENDATION AND APPROVALS

Instant Ticket Information

Game #	2503	Printed Payout Percentage	65.15%
Game Name	Break the Bank	Actual Payout Percentage	66.56%
Percent Sold	81.77%	Number of Weeks Out	47
Average # of Weeks for 85% Sell-through for Same Price Point Game With Similar Print Run.			59

Recommendation

☒ Based on the findings in this Summary Report, I am recommending closing the above game.

☐ I am recommending closing the above game based on the below business reason(s):

Not Required - All Top Prizes Claimed

Instant Product Coordinator Date

Not Required - All Top Prizes Claimed

Products Manager Date

By signing below, I agree with the recommendation of the Products Department Staff to close the above game.

Not Required - All Top Prizes Claimed

Lottery Operations Division Director Date

Not Required - All Top Prizes Claimed

Controller Date

Not Required - All Top Prizes Claimed

Executive Director Date

Burrola, Jessica

From: WebsiteSupport@lottery.state.tx.us
Sent: Thursday, February 15, 2024 5:18 AM
To: WEBSITE_SCRATCH_ZTP
Subject: ZTP Occurrence: Date 02/14/2024

All top prizes for the following game(s) have been claimed as of 02/14/2024.

Game Number	Game Name	Price	Prize Amount	Prizes Printed	Prizes Claimed	Pending Top Claims	Pending Top Claims Count	Prizes Remaining	Sales Begin Date	Pre-Call Date	Call Date	Sales End Date	Last Top Prize Claimed Date
2503	Break The Bank	\$2	\$30,000	10	10		0	0	03/20/2023				02/14/2024

The Last Top Prize Claimed Date only reflects prizes claimed at a Texas Lottery® claim center. If the final top prize was validated at a retail location that validation date will not be reflected on this report.



Play the Games of Texas!

Da Vinci Report

2/15/24

Week End Date:2/10/24

Product Line	Game	\$	Tix Run	Name	Start	Call	Close	Wks	% Sold	Confirmed	Active	Ware	Return	Net Sales			
														2/10/24	2/3/24	1/27/24	1/20/24
Baseline	2541	\$1	29,430,150	20X POWER BLITZ	1/2/24			6	10.98%	11,801	12,470	145,615	0	\$656,612.00	\$681,919.00	\$632,923.00	\$553,417.00
	2322	\$2	7,235,625	10X THE CASH	12/18/23			8	47.73%	12,388	7,706	6,515	7	\$1,239,310.00	\$1,114,950.00	\$719,484.00	\$764,772.00
	2546	\$2	9,249,750	BONUS 7	1/16/24			4	13.44%	20,749	10,627	29,248	8	\$918,382.00	\$795,952.00	\$535,442.00	\$236,514.00
	2552	\$2	24,253,375	BREAK THE BANK	12/4/23			10	18.15%	13,716	8,712	131,176	7	\$1,180,392.00	\$1,117,606.00	\$1,038,956.00	\$1,009,124.00
	2542	\$3	24,005,000	30X POWER WORD BLITZ	1/2/24			6	9.95%	13,138	9,634	146,730	4	\$1,338,480.00	\$1,448,454.00	\$1,457,478.00	\$1,276,134.00
	2508	\$3	32,963,925	TEXAS LOTERIA	1/16/24			4	2.90%	19,559	9,841	392,337	5	\$1,077,174.00	\$942,972.00	\$630,414.00	\$213,075.00
	2480	\$5	7,169,550	\$20,000,000 CASH SPECTACULAR!	12/18/23			8	41.03%	10,234	7,013	36,033	0	\$1,461,770.00	\$1,646,000.00	\$1,371,790.00	\$1,524,740.00
	2543	\$5	25,097,475	50X POWER BLITZ	1/2/24			6	12.10%	21,296	12,042	255,102	0	\$2,460,425.00	\$2,685,395.00	\$2,718,620.00	\$2,776,340.00
	2537	\$5	7,324,125	LUCKY X10	12/4/23			10	58.39%	7,993	5,913	23,420	14	\$1,229,125.00	\$1,414,980.00	\$1,475,385.00	\$1,547,985.00
	2550	\$5	7,211,325	SHOW ME 100X	2/5/24			1	4.43%	30,957	12,916	41,615	30	\$1,598,665.00	\$0	\$0	\$0
	2509	\$5	30,168,450	SUPER LOTERIA	12/18/23			8	18.04%	31,820	12,841	273,003	4	\$3,937,845.00	\$3,740,800.00	\$3,489,775.00	\$3,326,155.00
	2534	\$5	7,059,750	WILD 7	11/15/23			12	54.70%	5,887	3,906	28,775	830	\$671,400.00	\$776,350.00	\$808,100.00	\$880,280.00
	2547	\$5	7,056,150	YEAR OF THE DRAGON	1/16/24			4	28.77%	18,331	11,844	32,033	9	\$2,773,500.00	\$3,146,430.00	\$3,039,565.00	\$1,190,665.00
	2560	\$10	7,209,700	\$50, \$100 OR \$500!	2/5/24			1	3.43%	45,958	9,060	76,832	0	\$2,473,560.00	\$1,000.00	\$0	\$0
	2544	\$10	20,116,650	100X POWER BLITZ	1/2/24			6	10.81%	34,885	11,266	305,916	2	\$3,610,570.00	\$4,141,530.00	\$3,965,990.00	\$3,768,290.00
	2514	\$20	8,189,250	\$1,000,000 CASH BLAST	12/4/23			10	18.56%	29,523	8,613	223,366	20	\$2,326,660.00	\$2,628,980.00	\$2,458,900.00	\$2,441,320.00
	2535	\$20	6,119,575	\$85,000,000 EXPLOSION	11/15/23			12	34.79%	29,391	8,681	115,291	26	\$2,410,800.00	\$2,696,820.00	\$2,607,100.00	\$2,523,180.00
	2545	\$20	10,249,975	200X POWER BLITZ	1/2/24			6	11.54%	36,250	9,636	310,041	14	\$3,583,860.00	\$4,221,420.00	\$4,149,140.00	\$4,049,180.00
	2495	\$20	8,185,575	PLATINUM MILLIONS	2/5/24			1	1.96%	48,363	9,302	254,863	8	\$3,203,900.00	\$500.00	\$0	\$0
	2536	\$50	4,135,520	MILLIONS CLUB	11/15/23			12	30.95%	25,370	7,520	104,266	32	\$4,560,400.00	\$4,983,500.00	\$4,614,150.00	\$4,453,550.00
	2588	\$100	5,243,580	\$400 MILLION MEGA BUCKS	2/5/24			1	1.08%	48,401	7,135	284,473	1	\$5,676,400.00	\$0	\$0	\$0
Mature	2519	\$1	17,373,600	\$5,000 WINNINGS	9/5/23			23	53.43%	7,239	6,829	36,730	16	\$555,334.00	\$477,120.00	\$361,983.00	\$315,860.00
	2424	\$1	823,350	CASH FRENZY	9/14/22			73	0.00%	0	0	1,358	12	\$0	\$0	\$0	\$0
	1878	\$1	854,700	CASH ON THE SPOT	9/18/17			334	0.00%	0	0	1,330	18	\$0	\$0	\$0	\$0
	2530	\$1	10,987,950	JU\$T 1 BUCK	10/30/23			15	74.67%	1,868	1,558	11,202	867	\$641,300.00	\$678,394.00	\$522,780.00	\$445,594.00
	1804	\$1	829,650	LUCKY STARS	9/18/17	3/14/24	4/28/24	334	0.00%	0	0	56	555	\$0	\$0	\$0	\$0
	2124	\$1	853,200	WINNING 7S	8/8/19			235	0.00%	0	0	1,395	436	\$0	\$0	\$0	\$0
	2523	\$2	8,857,250	20X	9/18/23			21	72.32%	4,778	2,230	9,175	1,427	\$332,776.00	\$316,538.00	\$322,296.00	\$344,214.00
	2503	\$2	22,221,750	BREAK THE BANK	3/20/23			47	81.77%	3,623	1,559	12,781	1,320	\$211,388.00	\$182,170.00	\$172,346.00	\$191,254.00
	2427	\$2	30,059,250	CLASSIC BINGO!	2/20/23			51	70.83%	9,719	6,571	49,879	325	\$754,642.00	\$670,686.00	\$631,916.00	\$592,026.00



Welcome jburrola - Last Accessed Time is : Thu Feb 15 2024 08:24:11 AM CST

[Account Preference](#) | [Online Help](#) | [Label Center](#) | [Logout](#)

Home > [Instant Services >](#) [Validation Activities >](#) [View Game Liability Inquiry](#) [go>](#)

Product: 2503-BREAK THE BANK

Range: ☐ Today
☒ Life to Date
☐ From mm/dd/yyyy to mm/dd/yyyy [Go >](#)

Liability for 2503 / for Life to Date

Product Status: Active

SmartCash Enabled: N/A

Validation Range: 11/25/2022 - 12/31/2037

[Printer-friendly view](#)

Outstanding Prizes

Tier	Ref	SmartCash	Tier Value	Count	Amount	Tickets Paid Life to Date	Amount Paid Life to Date	% paid	Est. Tickets Sold
1	1	N/A	\$2.00	422823	\$845,646.00	1710465	\$3,420,930.00	80.18%	17817343
2	2	N/A	\$4.00	63503	\$254,012.00	292045	\$1,168,180.00	82.14%	18252812
3	3	N/A	\$4.00	105192	\$420,768.00	428130	\$1,712,520.00	80.28%	17838750
4	4	N/A	\$4.00	58981	\$235,924.00	296567	\$1,186,268.00	83.41%	18535437
5	5	N/A	\$5.00	45477	\$227,385.00	220741	\$1,103,705.00	82.92%	18425693
6	6	N/A	\$8.00	7669	\$61,352.00	36955	\$295,640.00	82.81%	18402760
7	7	N/A	\$8.00	8230	\$65,840.00	36192	\$289,536.00	81.47%	18104758
8	8	N/A	\$10.00	14035	\$140,350.00	74912	\$749,120.00	84.22%	18715366
9	9	N/A	\$10.00	31657	\$316,570.00	146199	\$1,461,990.00	82.20%	18266449
10	10	N/A	\$10.00	31365	\$313,650.00	146409	\$1,464,090.00	82.36%	18301125
11	11	N/A	\$15.00	6840	\$102,600.00	37565	\$563,475.00	84.60%	18798784
12	12	N/A	\$15.00	12649	\$189,735.00	76096	\$1,141,440.00	85.75%	19054440
13	13	N/A	\$15.00	6234	\$93,510.00	38390	\$575,850.00	86.03%	19117357
14	14	N/A	\$20.00	6618	\$132,360.00	37705	\$754,100.00	85.07%	18903753
15	15	N/A	\$20.00	7581	\$151,620.00	36824	\$736,480.00	82.93%	18427963
16	16	N/A	\$20.00	7526	\$150,520.00	36896	\$737,920.00	83.06%	18456928
17	17	N/A	\$20.00	6104	\$122,080.00	38520	\$770,400.00	86.32%	19182095
18	0	N/A	\$50.00	1325	\$66,250.00	7927	\$396,350.00	85.68%	19039322
19	0	N/A	\$50.00	4511	\$225,550.00	23231	\$1,161,550.00	83.74%	18608372
20	0	N/A	\$50.00	3563	\$178,150.00	24281	\$1,214,050.00	87.20%	19378189
21	0	N/A	\$50.00	2412	\$120,600.00	16118	\$805,900.00	86.98%	19329204
22	0	N/A	\$200.00	396	\$79,200.00	2358	\$471,600.00	85.62%	19026465
23	0	N/A	\$200.00	472	\$94,400.00	2318	\$463,600.00	83.08%	18462371
24	0	N/A	\$200.00	476	\$95,200.00	3216	\$643,200.00	87.11%	19356757
25	0	N/A	\$1,000.00	14	\$14,000.00	85	\$85,000.00	85.86%	19079280
26	0	N/A	\$1,000.00	26	\$26,000.00	158	\$158,000.00	85.87%	19081720
27	0	N/A	\$3,000.00	6	\$18,000.00	56	\$168,000.00	90.32%	20071257
28	0	N/A	\$3,000.00	8	\$24,000.00	63	\$189,000.00	88.73%	19717890
29	0	N/A	\$30,000.00	0	\$0.00	10	\$300,000.00	100.00%	22221748
Totals:				855693	\$4,765,272.00	3,770,432	\$24,187,894.00		

© 2002-2011 GTECH Corporation | [Contact Lottery](#) | [Contact GTECH](#) | [Connection Info](#)



End of Production Prize Structure

TEXAS LOTTERY

GAME NO.2503 "BREAK THE BANK"

April 18, 2022 - VERSION A

Total Payout

Order Quantity: 22,221,750

Pack Size: 125

Pool Size: 240,000

Winners: 4,626,125

Prize Fund: \$28,953,166.00

Price Point: \$2.00

Packs/Game: 177,774

Number of Pools: 92.59

Non-winners: 17,595,625

Payout: 65.15%

Revenue: \$44,443,500.00

Packs/Pool: 1,920

Overall Odds: 4.8035

Kind	Wins	Tier Level	Get	Win	Value	Odds (1 in)	Winners			Total Prize Cost	% Prize Fund
							Pack	Pool	Total		
Low Tiers											
01	1	L	\$2	\$2	\$2.00	10.4167	12.00	23,040.00	2,133,288	\$4,266,576.00	14.74%
02	1	L	\$4	\$4	\$4.00	62.5000	2.00	3,840.00	355,548	\$1,422,192.00	4.91%
03	1	L	\$2 w/ 2X	\$4	\$4.00	41.6667	3.00	5,760.00	533,322	\$2,133,288.00	7.37%
04	2	L	\$2 x 2	\$4	\$4.00	62.5000	2.00	3,840.00	355,548	\$1,422,192.00	4.91%
Total (\$4.00):						17.8571	7.00	13,440.00	1,244,418	\$4,977,672.00	17.19%
05	1	L	\$5	\$5	\$5.00	83.4720	1.50	2,880.00	266,218	\$1,331,090.00	4.60%
06	2	L	\$2 w/ 2X x 2	\$8	\$8.00	497.9775	0.25	480.00	44,624	\$356,992.00	1.23%
07	1	L	\$4 w/ 2X	\$8	\$8.00	500.2420	0.25	480.00	44,422	\$355,376.00	1.23%
Total (\$8.00):						249.5536	0.50	960.00	89,046	\$712,368.00	2.46%
08	1	L	\$10	\$10	\$10.00	249.8314	0.50	960.00	88,947	\$889,470.00	3.07%
09	1	L	\$5 w/ 2X	\$10	\$10.00	124.9424	1.00	1,920.00	177,856	\$1,778,560.00	6.14%
10	1	L	\$2 w/ 5X	\$10	\$10.00	125.0000	1.00	1,920.00	177,774	\$1,777,740.00	6.14%
Total (\$10.00):						49.9840	2.50	4,800.00	444,577	\$4,445,770.00	15.36%
11	1	L	\$15	\$15	\$15.00	500.4335	0.25	480.00	44,405	\$666,075.00	2.30%
12	2	L	\$5 + \$2 w/ 5X	\$15	\$15.00	250.4000	0.50	960.00	88,745	\$1,331,175.00	4.60%
13	3	L	\$5 x 3	\$15	\$15.00	497.9775	0.25	480.00	44,624	\$669,360.00	2.31%
Total (\$15.00):						125.0000	1.00	1,920.00	177,774	\$2,666,610.00	9.21%
14	1	L	\$20	\$20	\$20.00	501.3593	0.25	480.00	44,323	\$886,460.00	3.06%
15	1	L	\$4 w/ 5X	\$20	\$20.00	500.4335	0.25	480.00	44,405	\$888,100.00	3.07%
16	1	L	\$10 w/ 2X	\$20	\$20.00	500.2420	0.25	480.00	44,422	\$888,440.00	3.07%
17	2	L	\$10 x 2	\$20	\$20.00	497.9775	0.25	480.00	44,624	\$892,480.00	3.08%
Total (\$20.00):						125.0000	1.00	1,920.00	177,774	\$3,555,480.00	12.28%
Total (Low Tiers):						4.9021	25.50	48,960.00	4,533,095	\$21,955,566.00	75.83%
Mid Tiers											
18	1	M	\$50	\$50	\$50.00	2401.8320	0.05	100.00	9,252	\$462,600.00	1.60%
19	1	M	\$10 w/ 5X	\$50	\$50.00	801.0147	0.16	300.00	27,742	\$1,387,100.00	4.79%
20	5	M	\$15 w/ 2X + (\$5 x 4)	\$50	\$50.00	798.0804	0.16	300.00	27,844	\$1,392,200.00	4.81%
21	10	M	\$5 x 10	\$50	\$50.00	1199.2310	0.10	200.00	18,530	\$926,500.00	3.20%
Total (\$50.00):						266.5501	0.47	900.00	83,368	\$4,168,400.00	14.40%
22	1	M	\$200	\$200	\$200.00	8068.8998	0.02	30.00	2,754	\$550,800.00	1.90%
23	2	M	\$50 w/ 2X + \$20 w/ 5X	\$200	\$200.00	7964.7849	0.02	30.00	2,790	\$558,000.00	1.93%
24	10	M	\$20 x 10	\$200	\$200.00	6018.8922	0.02	40.00	3,692	\$738,400.00	2.55%

Total (\$200.00):						2405.9929	0.05	100.00	9,236	\$1,847,200.00	6.38%
Total (Mid Tiers):						239.9653	0.52	1,000.00	92,604	\$6,015,600.00	20.78%
High Tiers											
25	1	H	\$1,000	\$1,000	\$1,000.00	224462.1212	0.00	1.00	99	\$99,000.00	0.34%
26	1	H	\$200 w/ 5X	\$1,000	\$1,000.00	120770.3804	0.00	2.00	184	\$184,000.00	0.64%
Total (\$1,000.00):						78522.0848	0.00	3.00	283	\$283,000.00	0.98%
27	1	H	\$3,000	\$3,000	\$3,000.00	358415.3226	0.00	0.65	62	\$186,000.00	0.64%
28	3	H	\$1,000 x 3	\$3,000	\$3,000.00	312982.3944	0.00	0.76	71	\$213,000.00	0.74%
Total (\$3,000.00):						167080.8271	0.00	1.41	133	\$399,000.00	1.38%
29	1	H	\$30,000	\$30,000	\$30,000.00	2222175.0000	0.00	0.11	10 *	\$300,000.00	1.04%
Total (High Tiers):						52163.7324	0.00	4.52	426	\$982,000.00	3.39%
Total :						4.8035	26.02	49,964.52	4,626,125	\$28,953,166.00	100.00%

*Exact Quantity by Kind Level

2X = win DOUBLE the PRIZE

5X = win 5 TIMES the PRIZE



INTEROFFICE MEMO

Gary Grief, Executive Director LaDonna Castañuela, Charitable Bingo Operations Director


Payment Approval

November 22, 2022

The attached invoice(s) for service is being submitted for approval.

Vendor Name	Scientific Games
P.O. Number (if applicable)	362-23-9019RL001
Invoice Number	TX 112022
Tx Game Name:	Game #2503 Break The Bank
Invoice Amount:	\$501,364.73

The above referenced invoice(s) have been reviewed and certified as proper, accurate and should be paid by the Texas Lottery Commission.

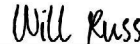

 Dale Bowersock (Scratch Ticket Strategy Coordinator)

11/28/2022

Date

JB


11/28/2022


 Will Russ (Products Manager)

11/28/2022

Date




 Robert Tirloni (Lottery Operations Division Director)

11/29/2022

Date

Please return to Maria Perez in the Office of the Controller by

December 2, 2022



Invoice: TX 112022
 "TX 2503 BREAK THE BANK"™
 November 20,2022


Supplier : Scientific Games International
 1500 Bluegrass Lakes Parkway
 Alpharetta, Georgia 30004 USA

Customer : TEXAS LOTTERY
 Attn: Accounts Payable
 P.O. BOX 16630
 AUSTIN, TX 78761-6630
 United States

<u>Game</u>	<u>Shipment</u>	<u>Description</u>	<u>Quantity</u>	<u>Price Per</u>	<u>Total Amount</u>	<u>SG Invoice #</u>
TX-2503	1	TX-2503 BREAK THE BANK	5,284,875	21.2 \$	112,039.35	1044578
Additional Charges: Pack inserts Printed on Foil Stock(up to 200,000 pieces)			176,652	0.139 \$	24,554.63	
Additional Charges: 17,300 additional 4"x4" Pack Inserts			1	5709 \$	5,709.00	
TX-2503	2	TX-2503 BREAK THE BANK	5,665,125	21.2 \$	120,100.65	1044579
TX-2503	3	TX-2503 BREAK THE BANK	5,668,625	21.2 \$	120,174.85	1044580
TX-2503	4	TX-2503 BREAK THE BANK	5,603,125	21.2 \$	118,786.25	1044581
Total Due					<u>\$501,364.73</u>	

*Please include the SG invoice numbers with your remittance

Due Date: December 21, 2022



Scratch Ticket Game Closing Analysis

08/29/21 Thru 08/26/23

Average Number of Weeks for 85% Average Sell Through

Print Quantities	Price Point				Price Point				
	\$1	\$2	\$3	\$5	\$10	\$20	\$30	\$50	\$100
< 5M	None	None	None	None	None	None	None	None	None
5M-9.99M	None	Week 18	Week 13	Week 16	Week 26	Week 39	None	Week 55	None
10M-14.99M	Week 18	*Week 28	None	None	Week 37	None	None	*Week 75	None
15M-19.99M	Week 28	None	None	*Week 47	None	*Week 35	None	None	None
20M-24.99M	None	None	None	None	None	None	None	None	None
25M-29.99M	None	*Week 59	*Week 54	None	*Week72	None	None	None	None
30M-34.99M	None	*Week 55	None	*Week 63	None	None	None	None	None
>=35M	None	None	None	*Week 55	*Week 51	None	None	None	None

Average Weekly Dollar Sales at 85% Average Sell Through

Print Quantities	Price Point				Price Point				
	\$1	\$2	\$3	\$5	\$10	\$20	\$30	\$50	\$100
< 5M	None	None	None	None	None	None	None	None	None
5M-9.99M	None	\$836,861	\$1,218,171	\$2,103,552	\$2,534,946	\$3,775,938	None	\$4,951,385	None
10M-14.99M	\$525,017	\$620,682	None	None	\$2,836,350	None	None	\$5,794,776	None
15M-19.99M	\$530,463	None	None	\$1,645,025	None	\$8,401,824	None	None	None
20M-24.99M	None	None	None	None	None	None	None	None	None
25M-29.99M	None	\$830,007	\$1,352,586	None	\$3,385,773	None	None	None	None
30M-34.99M	None	\$1,037,735	None	\$2,208,309	None	None	None	None	None
>=35M	None	None	None	\$4,608,748	\$8,277,057	None	None	None	None

None = no games at this level with 85% sell through

* only one game at this level with 85% sell through

Excludes Promotional Tickets

Unaudited - For Internal Use Only