

TEXAS LOTTERY COMMISSION
Scratch Ticket Game Closing Analysis
SUMMARY REPORT

Scratch Ticket Information

Date Completed 1/27/2025

Game #	2540	Confirmed Packs	3,070
Game Name	High Roller	Active Packs	1,699
Quantity Printed	7,186,500	Warehouse Packs	42,101
Price Point	\$5	Returned Packs	109
Start Date	8/5/2024	Printed Payout Percentage	67.99%
Top Prize	\$ 100,000	Percent Sold	49.91%
Number of Top Prizes Remaining	4	Number of Weeks Out	25

Current Game Sales Analysis

TANGIBLE COSTS

Expenditure Impact:

Cost to print tickets	\$ 731,039	Actual ticket production costs
Prize payout expense	\$ 11,639,535	Data from Instant Ticket Tier Liability screen in ES

Estimated Direct Costs \$ 12,370,574

TANGIBLE BENEFITS

Revenue Impact:

Estimated sales	\$ 17,933,911	Based on # of tkts printed, times % sold from DaVinci report, times the price point
-----------------	---------------	---

Total Estimated Benefits \$ 17,933,911

Excess of Revenue over Expended \$ 5,563,337

INTANGIBLE POSITIVE BENEFITS:

- Allows for open bin space for new games at same price point with higher average weekly sales.
- Allows retailers to return inventory to TLC that is not selling thus releasing their financial burden

INTANGIBLE NEGATIVE BENEFITS:

- There are still valuable prizes remaining in this game.

Assumptions:

--Estimated sales revenue is calculated based on the number of tickets printed times the percent sold from the DaVinci report. The percent sold amount is based on pack settlements. Some partial packs could be returned thus slightly reducing the sales revenue amount reported above.

Weekly Sales Comparison Information

	<u>Previous 3 Weeks Sales from DaVinci</u>	
Most recent week sales	\$	145,315
Next week	\$	175,825
Next week	\$	184,950
Avg Weekly Sales Current Game	\$	168,697
Avg Weekly Sales \$5; 5M - 9.9M Qty	\$	1,696,811
Percentage Of Variance In Sales		90%

ILLINOIS LOTTERY COMMISSION
Scratch Ticket Game Closing Analysis
RECOMMENDATION AND APPROVALS

Instant Ticket Information

Game #	2540	Printed Payout Percentage	67.99%
Game Name	High Roller	Actual Payout Percentage	64.90%
Percent Sold	49.91%	Number of Weeks Out	25
Average # of Weeks for 85% Sell-through for Same Price Point Game With Similar Print Run.			20

Recommendation

Based on the findings in this Summary Report, I am recommending closing the above game.

I am recommending closing the above game based on the below business reason(s):

Paul Bowersock

1/27/2025

Instant Product Coordinator Date

Paul Bowersock For Will Russ

1/27/2025

Products Manager Date

By signing below, I agree with the recommendation of the Products Department Staff to close the above game.

Raymond C. Page for Robert Tironi 1/28/2025

Lottery Operations Division Director Date

KG *[Signature]*

1/30/2025

Controller Date

N/A

Deputy Executive Director Date

[Signature]

2/3/2025

Executive Director Date



Da Vinci Report **1/27/25**

Week End Date: 1/25/25

Product Line	Game	\$	Tix Run	Name	Start	Call	Close	Wks	% Sold	Confirmed	Active	Ware	Return	Net Sales			
														1/25/25	1/18/25	1/11/25	1/4/25
Mature	2504	\$3	35,510,250	CROSSWORD	3/4/24			47	48.63%	8,000	5,336	130,945	28	\$692,040.00	\$757,575.00	\$776,742.00	\$887,079.00
	2508	\$3	32,963,925	TEXAS LOTERIA	1/16/24			54	64.41%	14,282	10,296	128,331	21	\$1,043,262.00	\$1,134,435.00	\$1,051,656.00	\$1,194,177.00
	2594	\$5	11,251,950	\$200,000 LUCKY 7S	9/3/24			21	69.99%	9,985	5,996	26,963	24	\$1,010,830.00	\$1,100,975.00	\$1,125,460.00	\$1,391,610.00
	2543	\$5	25,097,475	50X POWER BLITZ	1/2/24			56	52.36%	7,912	3,307	146,547	28	\$380,985.00	\$387,885.00	\$323,960.00	\$352,620.00
	2584	\$5	17,318,475	BINGO TIMES 20	9/16/24			19	32.85%	12,926	7,624	132,182	79	\$1,074,855.00	\$1,216,165.00	\$1,165,390.00	\$1,377,865.00
	2579	\$5	9,733,350	COWBOYS	8/19/24			23	40.70%	5,260	3,152	66,342	162	\$288,595.00	\$343,605.00	\$397,790.00	\$441,995.00
	2592	\$5	7,018,575	GAME OF THRONES	10/7/24			16	69.86%	9,670	6,330	9,397	306	\$711,745.00	\$833,300.00	\$833,685.00	\$1,106,060.00
	2540	\$5	7,186,500	HIGH ROLLER	8/5/24			25	49.91%	3,070	1,699	42,101	109	\$145,315.00	\$175,825.00	\$184,950.00	\$209,515.00
	2580	\$5	5,504,925	HOUSTON TEXANS	8/19/24			23	54.33%	3,532	2,034	26,314	136	\$210,925.00	\$278,935.00	\$324,710.00	\$292,960.00
	2505	\$5	32,640,150	SUPER CASHWORD	6/5/23			86	88.50%	8,852	3,993	33,962	243	\$708,810.00	\$776,980.00	\$766,725.00	\$918,380.00
	2585	\$5	49,850,175	SUPER LOTERIA	6/17/24			32	59.75%	37,192	13,704	208,137	222	\$4,596,640.00	\$4,743,035.00	\$4,664,385.00	\$5,491,835.00
	2602	\$5	7,342,350	WILD SIDE	10/21/24			14	49.25%	10,586	6,813	30,150	51	\$712,470.00	\$830,685.00	\$828,585.00	\$1,021,795.00
	2582	\$10	22,209,750	\$250,000 50X CASHWORD	7/1/24			30	38.88%	22,812	8,579	236,105	23	\$2,658,950.00	\$2,857,440.00	\$2,762,210.00	\$3,093,260.00
	2598	\$10	10,877,800	\$50 \$100 OR \$500	7/15/24			28	54.39%	12,964	5,019	78,492	447	\$1,198,690.00	\$1,309,170.00	\$1,269,640.00	\$1,609,810.00
	2595	\$10	8,195,600	\$500,000 LUCKY 7S	9/3/24			21	79.38%	15,658	8,086	7,326	10	\$1,933,130.00	\$2,205,480.00	\$2,152,060.00	\$2,598,340.00
	2544	\$10	20,116,650	100X POWER BLITZ	1/2/24			56	53.41%	10,555	3,874	170,953	17	\$959,470.00	\$1,091,220.00	\$934,850.00	\$1,162,840.00
	2413	\$10	28,619,300	CASH BLOWOUT	3/6/23			99	52.53%	2,957	1,593	266,079	24	\$367,470.00	\$391,900.00	\$356,470.00	\$460,470.00
	2612	\$10	8,199,300	CASH PAYOUT	10/7/24			16	47.35%	16,969	8,183	59,044	15	\$1,517,370.00	\$1,662,680.00	\$1,755,240.00	\$2,226,470.00
	2623	\$10	25,555,150	LIMITED EDITION MEGA LOTERIA	8/5/24			25	50.71%	38,321	10,192	197,207	32	\$4,490,040.00	\$4,702,850.00	\$4,532,050.00	\$5,361,100.00
	2563	\$10	49,168,200	MEGA LOTERIA	2/19/24			49	60.67%	35,486	8,958	335,803	41	\$4,080,320.00	\$4,344,250.00	\$4,241,830.00	\$4,927,680.00
	2583	\$20	15,298,725	\$1,000,000 CROSSWORD	5/20/24			36	54.07%	35,821	8,550	231,150	34	\$4,163,400.00	\$4,328,300.00	\$4,189,820.00	\$4,714,740.00
	2596	\$20	5,105,225	\$1,000,000 LUCKY 7S	9/3/24			21	64.19%	19,191	6,633	44,697	32	\$1,736,820.00	\$1,846,580.00	\$1,860,660.00	\$2,338,560.00
	2545	\$20	10,249,975	200X POWER BLITZ	1/2/24			56	59.21%	12,096	3,851	149,053	61	\$918,660.00	\$1,023,540.00	\$936,860.00	\$1,107,780.00
	2570	\$20	6,117,700	JACKPOT MILLIONS	6/3/24			34	57.66%	10,205	4,229	87,337	40	\$799,000.00	\$883,400.00	\$883,500.00	\$1,023,940.00
	2603	\$20	6,609,600	LUCKY MILLIONS	10/21/24			14	34.25%	22,046	7,717	141,468	12	\$1,781,140.00	\$2,037,500.00	\$2,161,160.00	\$2,682,860.00
	2586	\$20	25,615,950	MILLION DOLLAR LOTERIA	4/15/24			41	50.33%	46,137	10,631	444,533	54	\$5,551,480.00	\$5,956,840.00	\$5,427,940.00	\$6,404,580.00
	2575	\$20	7,982,300	VIP MILLIONS	7/1/24			30	59.22%	15,426	5,751	106,393	34	\$1,646,880.00	\$1,779,320.00	\$1,781,520.00	\$2,187,380.00
	2561	\$30	7,080,625	MAXIMUM MILLIONS	4/1/24			43	49.76%	11,227	4,027	125,261	51	\$983,370.00	\$1,021,650.00	\$1,032,510.00	\$1,151,760.00
	2517	\$30	9,225,150	MILLIONAIRE MAKER	8/14/23			76	55.21%	5,990	1,975	155,744	36	\$615,060.00	\$670,080.00	\$682,350.00	\$844,260.00
	2591	\$30	6,047,525	ULTIMATE RICHES	8/19/24			23	36.69%	17,493	6,204	127,241	35	\$1,708,890.00	\$1,850,400.00	\$1,769,610.00	\$1,998,090.00
	2455	\$50	10,237,540	\$5,000,000 ULTIMATE	1/16/23			106	70.95%	7,031	1,676	138,452	52	\$811,750.00	\$921,050.00	\$819,550.00	\$940,700.00
	2589	\$50	6,082,060	500X	9/16/24			19	35.12%	22,350	6,167	165,832	50	\$3,779,150.00	\$4,505,650.00	\$4,146,000.00	\$4,917,750.00
	2435	\$50	10,070,440	500X LOTERIA SPECTACULAR	3/6/23			99	81.90%	7,395	1,680	80,491	61	\$923,400.00	\$1,087,650.00	\$999,350.00	\$1,124,700.00

Tier	Reference	Tier Value	Outstanding Tier Count	Outstanding Tier Amount	Tickets Paid	Amount Paid	Estimated Tickets Sold	Percent Paid	Last Date Cashed
1	1	\$5.00	360,329	\$1,801,645.00	310143	\$1,550,715.00	3,324,288.963	4,626%	01/26/2025
2	2	\$10.00	101,772	\$1,017,720.00	89958	\$899,580.00	3,371,841.48	4,692%	01/26/2025
3	3	\$10.00	149,549	\$1,495,490.00	138353	\$1,383,530.00	3,453,514.857	4,806%	01/26/2025
4	4	\$10.00	149,692	\$1,496,920.00	137986	\$1,379,860.00	3,447,035.884	4,797%	01/26/2025
5	5	\$20.00	24,973	\$499,460.00	22783	\$455,660.00	3,428,470.339	4,771%	01/26/2025
6	6	\$20.00	24,502	\$490,040.00	23254	\$465,080.00	3,499,348.166	4,869%	01/26/2025
7	7	\$20.00	24,894	\$497,880.00	23170	\$463,400.00	3,464,364.285	4,821%	01/26/2025
8	8	\$20.00	24,443	\$488,860.00	23313	\$466,260.00	3,508,226.704	4,882%	01/26/2025
9	0	\$50.00	12,588	\$629,400.00	11511	\$575,550.00	3,432,665.318	4,777%	01/26/2025
10	0	\$50.00	12,114	\$605,700.00	11767	\$588,350.00	3,541,038.713	4,927%	01/26/2025
11	0	\$50.00	12,331	\$616,550.00	11634	\$581,700.00	3,488,743.626	4,855%	01/26/2025
12	0	\$50.00	12,096	\$604,800.00	11779	\$588,950.00	3,545,540.67	4,934%	01/26/2025
13	0	\$100.00	1,571	\$157,100.00	1417	\$141,700.00	3,408,055.723	4,742%	01/26/2025
14	0	\$100.00	4,612	\$461,200.00	4358	\$435,800.00	3,491,501.338	4,858%	01/26/2025
15	0	\$100.00	3,071	\$307,100.00	2926	\$292,600.00	3,506,369.685	4,879%	01/26/2025
16	0	\$100.00	1,541	\$154,100.00	1484	\$148,400.00	3,525,542.48	4,906%	01/25/2025
17	0	\$100.00	1,525	\$152,500.00	1465	\$146,500.00	3,521,144.649	4,900%	01/25/2025
18	0	\$200.00	314	\$62,800.00	312	\$62,400.00	3,581,769.969	4,984%	01/23/2025
19	0	\$200.00	1,056	\$211,200.00	1019	\$203,800.00	3,529,177.591	4,911%	01/26/2025
20	0	\$200.00	473	\$94,600.00	435	\$87,000.00	3,442,871.697	4,791%	01/26/2025
21	0	\$200.00	300	\$60,000.00	291	\$58,200.00	3,538,530.457	4,924%	01/25/2025
22	0	\$500.00	73	\$36,500.00	60	\$30,000.00	3,242,030.076	4,511%	12/29/2024
23	0	\$500.00	210	\$105,000.00	211	\$105,500.00	3,601,785.035	5,012%	01/23/2025
24	0	\$500.00	193	\$96,500.00	218	\$109,000.00	3,811,817.521	5,304%	01/25/2025
25	0	\$500.00	181	\$90,500.00	170	\$85,000.00	3,480,641.023	4,843%	01/24/2025
26	0	\$500.00	115	\$57,500.00	124	\$62,000.00	3,728,560.675	5,188%	01/21/2025
27	0	\$1,000.00	12	\$12,000.00	10	\$10,000.00	3,266,590.893	4,545%	01/24/2025
28	0	\$1,000.00	21	\$21,000.00	18	\$18,000.00	3,316,846.151	4,615%	01/23/2025
29	0	\$1,000.00	24	\$24,000.00	18	\$18,000.00	3,079,928.561	4,286%	12/27/2024
30	0	\$1,000.00	13	\$13,000.00	7	\$7,000.00	2,515,274.996	3,500%	10/31/2024
31	0	\$5,000.00	2	\$10,000.00	0	\$0.00	0	0%	10/26/2024
32	0	\$5,000.00	2	\$10,000.00	3	\$15,000.00	4,311,899.837	6,000%	11/27/2024
33	0	\$5,000.00	2	\$10,000.00	1	\$5,000.00	2,395,499.91	3,333%	10/26/2024
34	0	\$100,000.00	4	\$400,000.00	2	\$200,000.00	2,395,499.91	3,333%	11/18/2024
	Totals		924,598	\$12,791,065.00	830200	\$11,639,535.00			

End of Production Prize Structure

TEXAS LOTTERY

GAME NO.2540 "HIGH ROLLER"

May 9, 2023 - VERSION A

Original Order

Order Quantity: 7,186,500	Pack Size: 75	Pool Size: 120,000	Winners: 1,754,798	Total Payout
Price Point: \$5.00	Packs/Game: 95,820	Number of Pools: 59.89	Non-winners: 5,431,702	Prize Fund: \$24,430,600.00
Revenue: \$35,932,500.00	Packs/Pool: 1,600		Overall Odds: 4.0953	Payout: 67.99%

Delivery # 1
Shipments # 1 - 3
COMPLETE
Pools # 1 - 89
11/20/2023

Kind	Wins	Tier Level	Get	Win	Value	Odds (1 in)	Winners			Total Prize Cost	% Prize Fund	
							Pack	Pool	Total			
Low Tiers												
01	1	L	\$5	\$5	\$5.00	10.7186	7.00	11,200.00	670,472	\$3,352,360.00	13.72%	7,186,500
02	1	L	\$10	\$10	\$10.00	37.4824	2.00	3,200.00	191,730	\$1,917,300.00	7.85%	670,472
03	1	L	\$5 w/MONEY BAG'	\$10	\$10.00	24.9616	3.00	4,800.00	287,902	\$2,879,020.00	11.78%	191,730
04	2	L	\$5 x 2	\$10	\$10.00	24.9811	3.00	4,800.00	287,678	\$2,876,780.00	11.78%	287,902
Total (\$10.00):						9.3658	8.00	12,800.00	767,310	\$7,673,100.00	31.41%	287,678
05	1	L	\$20	\$20	\$20.00	150.4837	0.50	800.00	47,756	\$955,120.00	3.91%	47,756
06	1	L	\$10 w/MONEY BAG'	\$20	\$20.00	150.4837	0.50	800.00	47,756	\$955,120.00	3.91%	47,756
07	2	L	\$10 x 2	\$20	\$20.00	149.5194	0.50	800.00	48,064	\$961,280.00	3.93%	48,064
08	4	L	\$5 x 4	\$20	\$20.00	150.4837	0.50	800.00	47,756	\$955,120.00	3.91%	47,756
Total (\$20.00):						37.5604	2.00	3,200.00	191,332	\$3,826,640.00	15.66%	
Total (Low Tiers):						4.4113	17.00	27,200.00	1,629,114	\$14,852,100.00	60.79%	
Mid Tiers												
09	1	M	\$50	\$50	\$50.00	298.2074	0.25	400.00	24,099	\$1,204,950.00	4.93%	24,099
10	3	M	\$20 w/MONEY BAG' + (\$5 x 2)	\$50	\$50.00	300.9296	0.25	400.00	23,881	\$1,194,050.00	4.89%	23,881
11	1	M	\$10 w/DOLLAR BILL'	\$50	\$50.00	299.8748	0.25	400.00	23,965	\$1,198,250.00	4.90%	23,965
12	10	M	\$5 x 10	\$50	\$50.00	301.0052	0.25	400.00	23,875	\$1,193,750.00	4.89%	23,875
Total (\$50.00):						75.0000	1.00	1,600.00	95,820	\$4,791,000.00	19.61%	
13	1	M	\$100	\$100	\$100.00	2405.1205	0.03	50.00	2,988	\$298,800.00	1.22%	2,988
14	1	M	\$50 w/MONEY BAG'	\$100	\$100.00	801.1706	0.09	150.00	8,970	\$897,000.00	3.67%	8,970
15	1	M	\$20 w/DOLLAR BILL'	\$100	\$100.00	1198.3492	0.06	100.00	5,997	\$599,700.00	2.45%	5,997
16	9	M	(\$20 x 3) + (\$10 x 2) + (\$5 x 4)	\$100	\$100.00	2375.7025	0.03	50.00	3,025	\$302,500.00	1.24%	3,025
17	20	M	\$5 x 20	\$100	\$100.00	2403.5117	0.03	50.00	2,990	\$299,000.00	1.22%	2,990
Total (\$100.00):						299.8123	0.25	400.00	23,970	\$2,397,000.00	9.81%	
18	1	M	\$200	\$200	\$200.00	11480.0319	0.01	10.00	626	\$125,200.00	0.51%	626
19	1	M	\$100 w/MONEY BAG'	\$200	\$200.00	3463.3735	0.02	35.00	2,075	\$415,000.00	1.70%	2,075
20	2	M	\$20 w/DOLLAR BILL' x 2	\$200	\$200.00	7914.6476	0.01	15.00	908	\$181,600.00	0.74%	908
21	20	M	\$10 x 20	\$200	\$200.00	12159.8985	0.01	10.00	591	\$118,200.00	0.48%	591
Total (\$200.00):						1711.0714	0.04	70.00	4,200	\$840,000.00	3.44%	
22	1	M	\$500	\$500	\$500.00	54033.8346	0.00	2.00	133	\$66,500.00	0.27%	133
23	1	M	\$100 w/DOLLAR BILL'	\$500	\$500.00	17070.0713	0.00	7.00	421	\$210,500.00	0.86%	421
24	9	M	\$100 w/MONEY BAG' + \$50 w/DOLLAR BILL' + (\$10 x 3) + (\$5 x 4)	\$500	\$500.00	17485.4015	0.00	7.00	411	\$205,500.00	0.84%	411
25	6	M	\$200 + \$100 + (\$50 x 4)	\$500	\$500.00	20474.3590	0.00	6.00	351	\$175,500.00	0.72%	351
26	30	M	(\$20 x 20) + (\$10 x 10)	\$500	\$500.00	30069.0377	0.00	4.00	239	\$119,500.00	0.49%	239
Total (\$500.00):						4621.5434	0.02	26.00	1,555	\$777,500.00	3.18%	
Total (Mid Tiers):						57.2424	1.31	2,096.00	125,545	\$8,805,500.00	36.04%	
High Tiers												
27	1	H	\$1,000	\$1,000	\$1,000.00	326659.0909	0.00	0.34	22	\$22,000.00	0.09%	22
28	1	H	\$500 w/MONEY BAG'	\$1,000	\$1,000.00	184269.2308	0.00	0.68	39	\$39,000.00	0.16%	39
29	1	H	\$200 w/DOLLAR BILL'	\$1,000	\$1,000.00	171107.1429	0.00	0.68	42	\$42,000.00	0.17%	42

30	30	H	\$500 + (\$100 x 2) + (\$20 x 3) + (\$10 x 24)	\$1,000	\$1,000.00	359325.0000	0.00	0.34	20	\$20,000.00	0.08%
			Total (\$1,000.00):			58426.8293	0.00	2.03	123	\$123,000.00	0.50%
31	1	H	\$5,000	\$5,000	\$5,000.00	3593250.0000	0.00	0.03	2 *	\$10,000.00	0.04%
32	1	H	\$1,000 w/DOLLAR BILL*	\$5,000	\$5,000.00	1437300.0000	0.00	0.08	5 *	\$25,000.00	0.10%
33	30	H	\$1,000 + (\$500 x 2) + (\$200 x 3) + (\$100 x 24)	\$5,000	\$5,000.00	2395500.0000	0.00	0.05	3 *	\$15,000.00	0.06%
			Total (\$5,000.00):			718650.0000	0.00	0.17	10	\$50,000.00	0.20%
34	1	H	\$100,000	\$100,000	\$100,000.00	1197750.0000	0.00	0.10	6 *	\$600,000.00	2.46%
			Total (High Tiers):			51701.4388	0.00	2.31	139	\$773,000.00	3.16%
			Total :			4.0953	18.31	29,298.31	1,754,798	\$24,430,600.00	100.00%

20
2
5
3
6

*Exact Quantity by Kind Level

MONEY BAG = win DOUBLE the prize
 DOLLAR BILL = win 5 TIMES the prize

The \$50 prizes are included in the GLEPS but are programmed as Mid-Tier and not part of the Low-Tier file.



INTEROFFICE MEMO

Gary Grief, Executive Director LaDonna Castañuela, Charitable Bingo Operations Director

Payment Approval

December 1, 2023

The attached invoice(s) for service is being submitted for approval.


Vendor Name	Scientific Games
P.O. Number (if applicable)	362-23-9019RV1RL024
Tx Game #/ Name	#2540 High Roller
Draw #	

Invoice Number:	Invoice Amount:
TX 112123	\$731,357.87

credit invoice applied #3006516	-\$319.25
---------------------------------	-----------

Total Amount	\$731,038.62
---------------------	---------------------

The above referenced invoice(s) have been reviewed and certified as proper, accurate and should be paid by the Texas Lottery Commission.




 Dale Bowersock (Scratch Ticket Strategy Coordinator)

12/1/2023

12/1/2023

Date




 Will Russ (Products Manager)

12/1/2023

Date





 Robert Tirloni (Lottery Operations Division Director)

12/1/2023

Date

Please return to Maria Perez in the Office of the Controller by **December 11, 2023**

Due to invoice due during the Holidays please forward ASAP, thanks for your help.



**Invoice: TX 112123 (REVISED)
 "TX 2540 HIGH ROLLER"[™]
 November 21, 2023**


Supplier : Scientific Games International
 1500 Bluegrass Lakes Parkway
 Alpharetta, Georgia 30004 USA

Customer : TEXAS LOTTERY
 Attn: Accounts Payable
 P.O. BOX 16630
 AUSTIN, TX 78761-6630
 United States

<u>Game</u>	<u>Shipment</u>	<u>Description</u>	<u>Quantity</u>	<u>Price Per</u>	<u>Total Amount</u>	<u>SG Invoice #</u>
TX-2540	1	TX-2540 HIGH ROLLER	2,523,825	99.9 \$	252,130.12	1047113
Additional Charges: 5 Pack inserts Printed on Foil Stock(up to 200,000 pieces)			94,420	0.139 \$	13,124.38	
Additional Charges: Specialty Ink-(2) Fluorescent Inks-TX-2540 Pack Inserts			1	302.14 \$	302.14	
TX-2540	2	TX-2540 HIGH ROLLER	2,519,250	99.9 \$	251,673.08	1047114
TX-2540	3	TX-2540 HIGH ROLLER	2,143,425	99.9 \$	214,128.16	1047112
					Total Due	\$731,357.87

***Please include the SG invoice numbers with your remittance**

Due Date: November 21, 2023



Scratch Ticket Game Closing Analysis

08/28/22 Thru 08/31/24

Average Number of Weeks for 85% Average Sell Through

Print Quantities	Price Point				Price Point				
	\$1	\$2	\$3	\$5	\$10	\$20	\$30	\$50	\$100
< 5M	None	None	None	None	*Week 27	None	None	None	None
5M-9.99M	*Week 22	Week 20	Week 13	Week 20	Week 22	None	None	None	None
10M-14.99M	*Week 15	*Week 28	None	*Week 48	None	*Week 37	None	None	None
15M-19.99M	Week 44	None	None	None	None	*Week 35	None	None	None
20M-24.99M	None	None	None	None	None	None	None	None	None
25M-29.99M	None	None	None	None	None	*Week 63	None	None	None
30M-34.99M	None	*Week 65	*Week 68	*Week 28	None	None	None	None	None
>=35M	None	None	None	*Week 52	*Week 54	None	None	None	None

Average Weekly Dollar Sales at 85% Average Sell Through

Print Quantities	Price Point				Price Point				
	\$1	\$2	\$3	\$5	\$10	\$20	\$30	\$50	\$100
< 5M	None	None	None	None	\$1,295,512	None	None	None	None
5M-9.99M	\$386,976	\$781,096	\$1,232,303	\$1,696,811	\$2,627,029	None	None	None	None
10M-14.99M	\$649,617	\$620,682	None	\$1,077,365	None	\$4,652,039	None	None	None
15M-19.99M	\$350,256	None	None	None	None	\$8,401,824	None	None	None
20M-24.99M	None	None	None	None	None	None	None	None	None
25M-29.99M	None	None	None	None	None	\$6,794,150	None	None	None
30M-34.99M	None	\$783,971	\$1,222,418	\$4,625,724	None	None	None	None	None
>=35M	None	None	None	\$4,803,626	\$7,966,148	None	None	None	None

None = no games at this level with 85% sell through

* only one game at this level with 85% sell through

Excludes Promotional Tickets

Unaudited - For Internal Use Only