

TEXAS LOTTERY COMMISSION
Scratch Ticket Game Closing Analysis
SUMMARY REPORT

Scratch Ticket Information

Date Completed

11/25/2024

Game #	2567	Confirmed Packs	19,999
Game Name	Hit \$1,000,000	Active Packs	10,040
Quantity Printed	6,098,900	Warehouse Packs	57,079
Price Point	\$20	Returned Packs	18
Start Date	5/6/2024	Printed Payout Percentage	75.00%
Top Prize	\$ 1,000,000	Percent Sold	66.84%
Number of Top Prizes Remaining	3	Number of Weeks Out	29

Current Game Sales Analysis

TANGIBLE COSTS

Expenditure Impact:

Cost to print tickets	\$ 713,886	Actual ticket production costs
\$100 plus entry prize	\$ 2,902,500	Data from EOPPS & Working Papers
Prize payout expense	\$ 57,190,330	Data from Instant Ticket Tier Liability screen in ES

Estimated Direct Costs **\$ 60,806,716**

TANGIBLE BENEFITS

Revenue Impact:

Estimated sales	\$ 81,530,095	Based on # of tkts printed, times % sold from DaVinci report, times the price point
Total Estimated Benefits	\$ 81,530,095	

Excess of Revenue over Expended \$ 20,723,379

INTANGIBLE POSITIVE BENEFITS:

- Allows for open bin space for new games at same price point with higher average weekly sales.
- Allows retailers to return inventory to TLC that is not selling thus releasing their financial burden

INTANGIBLE NEGATIVE BENEFITS:

- There are still valuable prizes remaining in this game.

Assumptions:

- Estimated sales revenue is calculated based on the number of tickets printed times the percent sold from the DaVinci report. The percent sold amount is based on pack settlements. Some partial packs could be returned thus slightly reducing the sales revenue amount reported above.

Weekly Sales Comparison Information

<u>Previous 3 Weeks Sales from DaVinci</u>		
Most recent week sales	\$	1,650,520
Next week	\$	1,717,420
Next week	\$	1,785,620
Avg Weekly Sales Current Game	\$	1,717,853
Avg Weekly Sales \$10; 5M-9.99M Qty*	\$	2,627,029
Percentage Of Variance In Sales		35%

TEXAS LOTTERY COMMISSION
Scratch Ticket Game Closing Analysis
RECOMMENDATION AND APPROVALS

Instant Ticket Information

Game #	2567	Printed Payout Percentage	75.00%
Game Name	Hit \$1,000,000	Actual Payout Percentage	73.71%
Percent Sold	66.84%	Number of Weeks Out	29
Average # of Weeks for 85% Sell-through for Same Price Point Game With Similar Print Run.*			22

* No games at the \$20, 5M-9.99M level so the \$10, 5M-9.99M level was used.

Recommendation

☐ Based on the findings in this Summary Report, I am recommending closing the above game.

☒ I am recommending closing the above game based on the below business reason(s):

This game must be pre-called in December to ensure the fulfillment of the final winners prior to the event.

The vendor is requesting the list of final winners by 7/1/25.



11/25/2024

Scratch Ticket Strategy Coordinator Date



For Will Russ

11/25/2024

Products Manager Date

By signing below, I agree with the recommendation of the Products Department Staff to close the above game.



11/25/2024

Lottery Operations Division Director Date





12/2/2024

Controller Date

N/A

Deputy Executive Director Date



12/6/2024

Executive Director Date



Play the Games of Texas!



Da Vinci Report

11/25/24

Week End Date:11/23/24

Product Line	Game	\$	Tix Run	Name	Start	Call	Close	Wks	% Sold	Confirmed	Active	Ware	Return	Net Sales			
														11/23/24	11/16/24	11/9/24	11/2/24
Mature	2540	\$5	7,186,500	HIGH ROLLER	8/5/24			16	44.77%	5,533	2,474	42,523	1,037	\$305,385.00	\$416,930.00	\$402,895.00	\$484,230.00
	2565	\$5	14,318,325	HIT \$200,000	5/6/24			29	66.67%	15,366	10,142	47,780	215	\$801,185.00	\$888,735.00	\$938,680.00	\$948,100.00
	2580	\$5	5,504,925	HOUSTON TEXANS	8/19/24			14	44.27%	6,399	3,292	29,472	310	\$485,525.00	\$481,000.00	\$562,565.00	\$602,260.00
	2505	\$5	32,640,150	SUPER CASHWORD	6/5/23			77	82.90%	16,029	10,135	165,659	32	\$1,322,425.00	\$1,335,630.00	\$1,403,510.00	\$1,465,395.00
	2585	\$5	49,850,175	SUPER LOTERIA	6/17/24			23	41.99%	29,986	14,582	335,052	19	\$5,265,035.00	\$5,368,455.00	\$5,584,835.00	\$5,382,960.00
	2582	\$10	22,209,750	\$250,000 50X CASHWORD	7/1/24			21	27.33%	22,032	8,414	399,384	15	\$2,755,840.00	\$2,719,050.00	\$2,892,060.00	\$2,982,700.00
	2598	\$10	10,877,800	\$50 \$100 OR \$500	7/15/24			19	42.01%	16,176	5,931	101,331	15	\$1,748,900.00	\$1,786,760.00	\$1,948,410.00	\$2,087,220.00
	2544	\$10	20,116,650	100X POWER BLITZ	1/2/24			47	48.70%	21,473	10,610	253,618	48	\$1,041,900.00	\$988,860.00	\$1,064,140.00	\$1,245,890.00
	2413	\$10	28,619,300	CA\$H BLOWOUT	3/6/23			90	51.24%	11,154	6,137	308,661	6	\$418,180.00	\$463,380.00	\$452,970.00	\$464,050.00
	2566	\$10	11,258,600	HIT \$500,000	5/6/24			29	59.45%	18,868	9,999	70,073	16	\$1,327,020.00	\$1,367,530.00	\$1,418,610.00	\$1,551,610.00
	2623	\$10	25,555,150	LIMITED EDITION MEGA LOTERIA	8/5/24			16	33.38%	35,786	10,463	288,408	11	\$4,961,050.00	\$4,780,430.00	\$5,212,290.00	\$5,391,770.00
	2563	\$10	49,168,200	MEGA LOTERIA	2/19/24			40	52.25%	39,894	13,231	418,908	60	\$4,744,940.00	\$4,535,640.00	\$4,802,880.00	\$4,921,140.00
	2583	\$20	15,298,725	\$1,000,000 CROSSWORD	5/20/24			27	40.69%	37,826	10,571	468,111	15	\$4,863,860.00	\$4,743,400.00	\$5,038,300.00	\$5,083,580.00
	2545	\$20	10,249,975	200X POWER BLITZ	1/2/24			47	54.68%	23,249	9,858	169,976	38	\$1,201,940.00	\$1,155,540.00	\$1,242,740.00	\$1,350,800.00
	2567	\$20	6,098,900	HIT \$1,000,000	5/6/24			29	66.84%	19,999	10,040	57,079	18	\$1,650,520.00	\$1,717,420.00	\$1,785,620.00	\$1,813,720.00
	2570	\$20	6,117,700	JACKPOT MILLIONS	6/3/24			25	50.48%	27,427	9,313	102,244	18	\$1,067,800.00	\$1,134,500.00	\$1,253,400.00	\$1,410,120.00
	2511	\$20	25,214,400	MILLION DOLLAR LOTERIA	6/5/23			77	89.92%	45,842	11,658	81,799	153	\$1,606,380.00	\$1,659,480.00	\$1,684,820.00	\$1,824,160.00
	2575	\$20	7,982,300	VIP MILLIONS	7/1/24			21	47.56%	19,545	7,624	137,097	19	\$2,496,360.00	\$2,597,980.00	\$2,749,900.00	\$2,890,100.00
	2561	\$30	7,080,625	MAXIMUM MILLIONS	4/1/24			34	44.68%	19,289	8,455	137,004	28	\$1,507,470.00	\$1,489,770.00	\$1,497,990.00	\$1,492,740.00
	2517	\$30	9,225,150	MILLIONAIRE MAKER	8/14/23			67	52.86%	16,190	8,230	164,577	37	\$769,830.00	\$723,810.00	\$794,700.00	\$808,620.00
	2591	\$30	6,047,525	ULTIMATE RICHES	8/19/24			14	25.97%	22,997	8,003	145,850	16	\$2,773,410.00	\$2,721,870.00	\$2,863,080.00	\$2,966,580.00
	2468	\$30	8,544,000	VIP CLUB	2/20/23			92	66.39%	10,518	4,765	106,100	40	\$484,590.00	\$523,950.00	\$495,060.00	\$532,500.00
	2455	\$50	10,237,540	\$5,000,000 ULTIMATE	1/16/23			97	69.34%	19,826	5,857	146,698	41	\$927,500.00	\$959,450.00	\$1,024,600.00	\$1,027,450.00
	2435	\$50	10,070,440	500X LOTERIA SPECTACULAR	3/6/23			90	79.89%	25,483	7,110	88,650	62	\$1,316,150.00	\$1,313,650.00	\$1,391,100.00	\$1,438,850.00
	2518	\$50	7,928,240	500X LOTERIA SPECTACULAR	5/20/24			27	37.41%	25,795	8,156	216,129	17	\$4,717,650.00	\$4,772,050.00	\$4,994,100.00	\$5,048,550.00
	2479	\$50	8,214,280	CASH ROYALE	7/17/23			71	56.03%	21,612	6,396	171,251	47	\$1,005,400.00	\$944,550.00	\$1,054,400.00	\$1,119,350.00
	2548	\$50	6,070,220	LUXE	3/4/24			38	49.13%	27,428	8,450	127,437	20	\$2,750,050.00	\$2,855,250.00	\$2,900,050.00	\$2,881,800.00
	2536	\$50	4,135,520	MILLIONS CLUB	11/15/23			53	82.23%	23,468	7,902	16,527	24	\$1,540,250.00	\$1,630,100.00	\$1,586,000.00	\$1,808,400.00
	2400	\$100	10,379,010	\$20 MILLION SUPREME	5/16/22			132	74.87%	16,756	5,308	158,019	56	\$1,927,200.00	\$1,911,400.00	\$1,945,400.00	\$1,956,400.00
	2588	\$100	5,243,580	\$400 MILLION MEGA BUCKS	2/5/24			42	48.54%	29,351	10,134	147,775	41	\$5,206,500.00	\$5,008,100.00	\$5,237,900.00	\$5,336,700.00
	2515	\$100	8,875,515	LOTERIA SUPREME	4/3/23			86	64.96%	26,844	9,324	273,490	66	\$5,281,300.00	\$5,052,500.00	\$5,117,600.00	\$5,405,500.00
Sold/Closing	2564	\$1	13,210,350	HIT \$5,000	5/6/24	12/8/24	1/22/25	29	92.25%	12,870	8,638	30	58	\$147,443.00	\$176,845.00	\$200,930.00	\$234,124.00

Liability for 2567 / HIT \$1,000,000

Tier 	Reference 	Tier Value 	Outstanding Tier Count 	Outstanding Tier Amount 	Tickets Paid 	Amount Paid 	Estimated Tickets Sold 
1	1	\$20.00	248,433	\$4,968,660.00	483658	\$9,673,160.00	4,029,255.61
2	2	\$40.00	114,927	\$4,597,080.00	226648	\$9,065,920.00	4,046,852.04
3	3	\$50.00	130,425	\$6,521,250.00	259933	\$12,996,650.00	4,061,157.63
4	4	\$100.00	32,777	\$3,277,700.00	64737	\$6,473,700.00	4,048,900.56
5	5	\$100.00	32,277	\$3,227,700.00	65178	\$6,517,800.00	4,078,950.32
6	6	\$100.00	32,555	\$3,255,500.00	65127	\$6,512,700.00	4,066,287.13
7	0	\$200.00	866	\$173,200.00	1661	\$332,200.00	4,008,813.96
8	0	\$200.00	3,425	\$685,000.00	6828	\$1,365,600.00	4,061,571.16
9	0	\$200.00	1,745	\$349,000.00	3350	\$670,000.00	4,010,071.63
10	0	\$200.00	3,060	\$612,000.00	6057	\$1,211,400.00	4,051,885.19
11	0	\$400.00	33	\$13,200.00	68	\$27,200.00	4,106,190.17
12	0	\$400.00	535	\$214,000.00	1010	\$404,000.00	3,986,983.17
13	0	\$400.00	435	\$174,000.00	857	\$342,800.00	4,045,477.78
14	0	\$400.00	424	\$169,600.00	858	\$343,200.00	4,081,791.10
15	0	\$1,000.00	31	\$31,000.00	47	\$47,000.00	3,674,978.20
16	0	\$1,000.00	35	\$35,000.00	52	\$52,000.00	3,645,319.54
17	0	\$1,000.00	32	\$32,000.00	55	\$55,000.00	3,855,626.44
18	0	\$20,000.00	3	\$60,000.00	5	\$100,000.00	3,811,812.64
		Totals	602,021	\$31,395,890.00	1186130	\$57,190,330.00	

19	0	\$1,000,000.00	3	\$3,000,000.00	1	\$1,000,000.00	1,524,724.94
		Totals	602,021	\$31,395,890.00	1186130	\$57,190,330.00	

NO. OF TICKETS:
NO. POOLS:
PACK SIZE:
PACKS/POOL:
PACKS/GAME:

6,098,900
50.82
25
4,800
243,956

Minimum:
Maximum:

5,880,000
6,120,000

TEXAS LOTTERY COMMISSION
"HIT \$1,000,000" GAME NO. 2567
END OF PRODUCTION PRIZE STRUCTURE
19-Mar-24

6,098,900				\$20 TICKETS		\$121,978,000	REVENUE	INSTANT FUND PRIZE FUND	\$88,586,220 \$91,488,720	INSTANT PAYOUT % TOTAL PAYOUT %	72.62% 75.00%	
PRIZE LEVEL	PRIZE CODE	TIER CODE	GET:	# OF WAYS TO WIN:	WIN:	ODDS OF 1 IN:	WINNERS IN 50.82 POOLS	WINNERS IN 25 (PER PACK*)	WINNERS IN 120,000 (Per Pool)	PRIZE COST	PERCENT OF PRIZE FUND **	VALIDATION TIER LEVELS
1	1	L	\$20	1	\$20	8.33	732,091	3.000	14,400.000	\$14,641,820	16.00%	LOW-TIER 84.26%
2	2	G	\$40	1	\$40	17.86	341,575	1.400	6,720.000	\$13,663,000	14.93%	
3	3	G	\$50	1	\$50	15.62	390,358	1.600	7,680.000	\$19,517,900	21.33%	
4	4	G	\$100	1	\$100	62.54	97,514	0.400	1,920.000	\$9,751,400	10.66%	
5	5	G	\$20"5X"	1	\$100	62.58	97,455	0.400	1,920.000	\$9,745,500	10.65%	
6	6	G	\$50"2X"	1	\$100	62.44	97,682	0.400	1,920.000	\$9,768,200	10.68%	
7	0	M	\$200	1	\$200	2,413.49	2,527	0.010	50.000	\$505,400	0.55%	MID-TIER 7.75%
8	0	M	\$20"10X"	1	\$200	594.84	10,253	0.042	200.000	\$2,050,600	2.24%	
9	0	M	\$100"2X"	1	\$200	1,197.04	5,095	0.021	100.000	\$1,019,000	1.11%	
10	0	M	\$20"5X" + \$50"2X"	2	\$200	668.96	9,117	0.037	178.000	\$1,823,400	1.99%	
11	0	M	\$400	1	\$400	60,385.15	101	0.000	2.0000	\$40,400	0.04%	
12	0	M	\$20"20X"	1	\$400	3,947.51	1,545	0.006	30.0000	\$618,000	0.68%	
13	0	M	\$40"10X"	1	\$400	4,720.51	1,292	0.005	25.0000	\$516,800	0.56%	HIGH-TIER
14	0	M	\$20"10X" + \$20"5X" + \$50"2X"	3	\$400	4,757.33	1,282	0.005	25.0000	\$512,800	0.56%	
15	0	H	\$1,000	1	\$1,000	78,191.03	78	0.000	1.5347	\$78,000	0.09%	HIGH-TIER 4.82%
16	0	H	\$20"5X" + \$20"20X" + \$50"2X" + \$40"10X"	4	\$1,000	70,102.30	87	0.000	1.7118	\$87,000	0.10%	
17	0	H	\$20"20X" + \$20 x 28 + \$40	30	\$1,000	70,102.30	87	0.000	1.7118	\$87,000	0.10%	
18	0	H	\$20,000	1	\$20,000	762,362.50	8	0.000	0.1574	\$160,000	0.17%	
19	0	H	\$1,000,000	1	\$1,000,000	1,524,725.00	4 ***	0.000	0.0787	\$4,000,000	4.37%	
						3.41	1,788,151	7.328	35,175.194	\$ 88,586,220	96.83%	96.83%
						3.4107						
DRAWINGS				\$100 Plus Entry		\$430.00	6,750		\$	2,902,500.00	3.17%	
				Subtotal: Drawings			6,750		\$	2,902,500.00	3.17%	

Note:
"2X" = Win DOUBLE the prize by revealing one (1) "2X" Play Symbol.
"5X" = Win 5 TIMES the prize by revealing one (1) "5X" Play Symbol.
"10X" = Win 10 TIMES the prize by revealing one (1) "10X" Play Symbol.
"20X" = Win 20 TIMES the prize by revealing one (1) "20X" Play Symbol.

Consolidated odds are 1 in: \$20 8.33 732,091
\$40 17.86 341,575
\$50 15.62 390,358
\$100 20.84 292,651
\$200 225.95 26,992
\$400 1,445.24 4,220
\$1,000 24,201.98 252
\$20,000 762,362.50 8
\$1,000,000 1,524,725.00 4
1,788,151

* Each of the following GLEPS will be used in approximately 20% of each pack of 25 tickets.
** Numbers are rounded.
*** This Number of prizes is guaranteed delivery to the Lottery.
**** The \$40, \$50 and \$100 prize levels are included in the GLEPS, programmed as G-Tiers and included in the Low-Tier file.

Callout:

Not applicable for this game.



INTEROFFICE MEMO

Payment Approval


April 17, 2024

The attached invoice(s) for service is being submitted for approval.

Vendor Name	Pollard Banknote Limited
P.O. Number (if applicable)	362-24-9010 RL010
Tx Game #/Name	Game #2567 Hit \$1,000,000
Draw #	
Invoice Number	8538975
Invoice Amount	\$713,886.00

The above referenced invoice(s) have been reviewed and certified as proper, accurate and should be paid by the Texas Lottery Commission.

JB 4/17/2024




Dale Bowersock (Scratch Ticket Strategy Coordinator)

4/17/2024

Date






Will Russ (Products Manager)

4/18/2024

Date



Robert Tirloni (Lottery Operations Division Director)

4/19/2024

Date

Please return to Maria Perez in the Office of the Controller by

April 27, 2024



140 Otter Street
Winnipeg, Manitoba
Canada R3T 0M8
Phone: (204) 474-2323
Fax: (204) 453-1375

INVOICE NO.: 8538975

Sold To: Texas Lottery Commission P.O. Box 16630 Austin, TX 78761-6630 United States	Ship To: IGT Texas Distribution Center 8520 Tuscan Way Building #6, Suite 100 Attn: Texas Lottery Warehouse Rep Austin, Texas 78754 United States
Terms: Net 30 days after date of invoice	Due Date: May 10, 2024

Invoice Date	Order No.	Your Order	Customer No.
April 10, 2024	1206938		5008

Order name: HIT \$1,000,000 #2567
PO Number:

Product Description	Quantity	Unit Price	Amount
Ticket Size 10 x 4	6,098,900	33.58 /M	204,801.06
Silver Scratch FX®	6,098,900	60.00 /M	365,934.00
Integrated Overprints / Continuous Image	6,098,900	10.00 /M	60,989.00
Fluorescent / Neon Ink Base	6,098,900	5.32 /M	32,446.15
Flood UV varnish on ticket front	6,098,900	3.04 /M	18,540.66
Silver Scratch FX®	1	5,000.00 Ea	5,000.00
Inserts	1	26,175.14 Ea	26,175.14

Under unit price '/M' = price per thousand.

Before Taxes:	713,886.00 USD
Freight:	0.00
Deposit:	0.00
Amount Due:	713,886.00 USD

Banking Instructions:

TD Bank, NA
2035 Limestone Rd.
Wilmington, DE 19808
ABA# 026013673
Bank Account # 3248176206

Delivery: Prepaid
Customer Tax ID: # 998-6006283
Contract Number:
GST Registration Number: 819251463

Scratch Ticket Game Closing Analysis

08/28/22 Thru 08/31/24

Average Number of Weeks for 85% Average Sell Through

Print Quantities	Price Point				Price Point				
	\$1	\$2	\$3	\$5	\$10	\$20	\$30	\$50	\$100
< 5M	None	None	None	None	*Week 27	None	None	None	None
5M-9.99M	*Week 22	Week 20	Week 13	Week 20	Week 22	None	None	None	None
10M-14.99M	*Week 15	*Week 28	None	*Week 48	None	*Week 37	None	None	None
15M-19.99M	Week 44	None	None	None	None	*Week 35	None	None	None
20M-24.99M	None	None	None	None	None	None	None	None	None
25M-29.99M	None	None	None	None	None	*Week 63	None	None	None
30M-34.99M	None	*Week 65	*Week 68	*Week 28	None	None	None	None	None
>=35M	None	None	None	*Week 52	*Week 54	None	None	None	None

Average Weekly Dollar Sales at 85% Average Sell Through

Print Quantities	Price Point				Price Point				
	\$1	\$2	\$3	\$5	\$10	\$20	\$30	\$50	\$100
< 5M	None	None	None	None	\$1,295,512	None	None	None	None
5M-9.99M	\$386,976	\$781,096	\$1,232,303	\$1,696,811	\$2,627,029	None	None	None	None
10M-14.99M	\$649,617	\$620,682	None	\$1,077,365	None	\$4,652,039	None	None	None
15M-19.99M	\$350,256	None	None	None	None	\$8,401,824	None	None	None
20M-24.99M	None	None	None	None	None	None	None	None	None
25M-29.99M	None	None	None	None	None	\$6,794,150	None	None	None
30M-34.99M	None	\$783,971	\$1,222,418	\$4,625,724	None	None	None	None	None
>=35M	None	None	None	\$4,803,626	\$7,966,148	None	None	None	None

None = no games at this level with 85% sell through

* only one game at this level with 85% sell through

Excludes Promotional Tickets

Unaudited - For Internal Use Only

6.2 SEDONA DAY OF LUCK PROMOTION DETAILED REQUIREMENTS

These detailed requirements apply to the Sedona Day of Luck Promotion (the **"Promotion"**), a second-chance drawing promotion common to each game in the family of four (4) scratch ticket games identified in Section 1 below (the **"Game"** or **"Games"**). These requirements shall be part of the working papers for each Game.

1. PROMOTION DESCRIPTION

The Texas Lottery Commission (**"TLC"**) shall produce a family of scratch ticket games (**"Game"** or **"Games"**) which will feature the patented Scratch FX® holographic material application and Neon Inks, to be printed by Pollard Banknote Limited (**"PBL"**), with the following names and prize points, in the designated ticket quantities on or about the launch dates shown below:

- (a) \$1.00 **"HIT \$5,000"** (Game Number 2564) twelve million nine hundred sixty thousand (12,960,000) tickets launch May 6, 2024;
- (b) \$5.00 **"HIT \$200,000"** (Game Number 2565) with fourteen million forty thousand (14,040,000) tickets launch May 6, 2024;
- (c) \$10.00 **"HIT \$500,000"** (Game Number 2566) eleven million forty thousand (11,040,000) tickets launch May 6, 2024; and
- (d) \$20.00 **"HIT \$1,000,000"** (Game Number 2567) six million (6,000,000) tickets launch May 6, 2024.

PBL has contracted with Atlas Experiences, LLC (**"Atlas"**) to perform certain tasks associated with the Promotion. For avoidance of doubt, PBL shall be ultimately responsible to ensure fulfillment.

PBL, through Atlas, will host the Promotion microsite. Players may use the Texas Lottery® website/Luck Zone (accessible through the microsite) or the Luck Zone feature of the Texas Lottery App to enter any non-winning tickets from the Games in one (1) of five (5) promotional second-chance drawings described in Section 3 below (the **"\$100 + Entry Prize Drawings"**) for a chance to win one (1) of fifteen thousand (15,000), one hundred-dollar (\$100) second-chance cash prizes plus entry into an additional drawing (each a **"\$100 + Entry Prize"**), as follows:

Following each \$100 + Entry Prize Drawing, the name of each \$100 + Entry Prize winner will be entered automatically in one (1) of five (5) additional drawings described in Section 4 below (the **"Trip Prize Drawings"**) for a chance to win one (1) of one eighty (80) trip prizes (the **"Trip Prizes"**) for a trip to Sedona, Arizona, to participate in the **Promotion**.

2. ALLOCATION TO \$100 + ENTRY PRIZES FOR PRIZE FULFILLMENT, PROMOTION SERVICES AND PROMOTIONAL SUPPORT

The TLC shall allocate a total of six million four hundred fifty thousand dollars (\$6,450,000.00), as indicated below, for PBL/Atlas to fulfill all \$100 + Entry Prizes and Trip Prizes and to provide other Promotion-related services and manufacturing and marketing support. This amount reflects an allocation of four hundred thirty dollars (\$430) to each \$100 + Entry Prize, to be invoiced and paid as provided in Section 9 below. The \$100 + Entry Prizes and allocated amounts shall be distributed across the Games as follows:

Game Price Point	Allocation for Each Cash Prize Portion (\$100)	Allocation for Each Entry (\$330)	Total Allocation for \$100 + Entry Prizes (\$430)	Total \$100 + Entry Prizes Awarded	# Second-Chance Drawings	\$100 + Entry Prize Winners Per Drawing
\$1.00	\$45,000	\$148,500	\$193,500	450	5	90
\$5.00	\$300,000	\$990,000	\$1,290,000	3,000	5	600
\$10.00	\$480,000	\$1,584,000	\$2,064,000	4,800	5	960
\$20.00	\$675,000	\$2,227,500	\$2,902,500	6,750	5	1,350
TOTALS	\$1,500,000	\$4,950,000	\$6,450,000	15,000		3,000

PBL and/or Atlas shall provide the following items:

- a) Up to a maximum of one million (\$1,000,000) dollars in promotional marketing and advertising as described further herein;
- b) Fulfillment of fifteen thousand (15,000) one hundred-dollar (\$100) second-chance \$100 + Entry Prizes valued at one million five hundred thousand dollars (\$1,500,000); and
- c) Drawing Services, fulfillment, and hosting of eighty (80) Trip Prizes valued at eight thousand dollars (\$8,000) before taxes; or ten thousand five hundred twenty-six dollars and thirty-two cents (\$10,526.32) including federal taxes. The grand total value for all eighty (80) Trip Prizes plus fulfillment is eight hundred forty-two thousand one hundred five dollars and sixty cents (\$842,105.60), including federal taxes. PBL will be responsible for issuing and remitting payment for the tax portion of the Trip Prizes on behalf of each winner.

3. \$100 + ENTRY PRIZE DRAWINGS

- a) The TLC shall conduct a total of five (5) promotional second-chance \$100 + Entry Prize Drawings. The number of \$100 + Entry Prize winners for each Drawing by game price point is shown in the chart in Section 2 above. The TLC shall determine the dates and times for each \$100 + Entry Prize Drawing and PBL shall publicize the dates and times on the Promotion microsite.
- b) The Texas Lottery website/Luck Zone and the Luck Zone feature of the Texas Lottery App are the only permissible methods of entry into the \$100 + Entry Prize Drawings. Entries sent via any other method will not be eligible to enter any such Drawings. The number of entries the player receives per non-winning Game ticket entered is determined by the price point. A \$1 non-winning Game ticket receives one (1) entry, a \$5 non-winning Game ticket receives five (5) entries, a \$10 non-winning Game ticket receives ten (10) entries, and a \$20 non-winning Game ticket receives twenty (20) entries. All entries must be submitted from a location within the state of Texas. Entrants must provide a valid Texas address. Entrants must be eighteen (18) years of age or older to enter the \$100 + Entry Prize Drawings. Entries received after the deadline for the final \$100 + Entry Prize Drawing will not be eligible for any \$100 + Entry Prize Drawing prize.
- c) Over the five (5) \$100 + Entry Prize Drawings, the TLC shall select a total of fifteen thousand (15,000) \$100 + Entry Prize winners, each of whom will be awarded (i) a check in the amount of one hundred dollars (\$100); and (ii) one (1) entry into one (1) of five (5) Sedona Day of Luck Promotion Drawings ("**Trip Prize Drawing**") to be conducted by PBL for a chance to win a Trip Prize to participate in the Promotion in Sedona, Arizona.

From: [Gough, Riley](#)
To: [Bowersock, Dale](#)
Cc: [ProductsScratchTeam](#)
Subject: RE: Urgent: December Pre-call List
Date: Monday, November 25, 2024 9:55:10 AM
Attachments: [image001.png](#)
[image002.png](#)
[image003.png](#)
[image004.png](#)
[image005.png](#)
[image006.png](#)
[image007.png](#)
[image008.png](#)

CAUTION: This email originated outside the Texas Lottery's email system.
DO NOT click links or open attachments unless you expect them from the sender and know the content is safe.

Hi Dale,

No issues with the below game list.

Thanks,
Riley

From: Bowersock, Dale <Dale.Bowersock@lottery.state.tx.us>
Sent: Monday, November 25, 2024 9:21 AM
To: Gough, Riley <Riley.Gough@IGT.com>
Cc: ProductsScratchTeam <ProductsScratchTeam@lottery.state.tx.us>
Subject: Urgent: December Pre-call List
Importance: High

CAUTION: This email originated outside of IGT. Do not click links or open attachments unless you recognize the sender and know the content is safe.

Riley,
I need a fast review/approval of this list due to the holiday this week.

Below are the Pre-call recommendations for December. Please note, we must close the HIT games in order to get the final winners fulfilled for the upcoming event.

The Close dates are anticipated to be:

Pre-call: 12/6/24
Call: 1/5/25
EOG Date: 2/19/25
EOV Date: 8/18/25

Product Line	Game	\$	Tix Run	Name	Start	Call	Close	Wks	% Sold	Confirmed	Active	Ware	Return	Net Sales			
														11/23/24	11/16/24	11/9/24	11/2/24
	2466	\$2	5,106,625	NEON 9S	6/17/24			23	83.41%	17,265	7,772	1,107	652	\$93,770.00	\$97,496.00	\$92,862.00	\$128,818.00
	2572	\$5	7,209,000	\$500 FRENZY	6/17/24			23	57.41%	30,358	10,020	33,345	1,964	\$207,785.00	\$230,105.00	\$247,595.00	\$279,190.00
	2574	\$5	7,215,375	BIG WINNINGS	7/1/24			21	61.17%	3,335	1,512	30,269	1,204	\$216,380.00	\$275,100.00	\$264,360.00	\$317,375.00
	2565	\$5	14,318,325	HIT \$200,000	5/6/24			29	66.67%	15,366	10,142	47,780	215	\$801,185.00	\$888,735.00	\$938,680.00	\$948,100.00
	2566	\$10	11,258,600	HIT \$500,000	5/6/24			29	59.45%	18,868	9,999	70,073	16	\$1,327,020.00	\$1,367,530.00	\$1,418,610.00	\$1,551,610.00
	2567	\$20	6,098,900	HIT \$1,000,000	5/6/24			29	66.84%	19,999	10,040	57,079	18	\$1,650,520.00	\$1,717,420.00	\$1,785,620.00	\$1,813,720.00
	2468	\$30	8,544,000	VIP CLUB	2/20/23			92	66.39%	10,518	4,765	106,100	40	\$484,590.00	\$523,950.00	\$495,060.00	\$532,500.00

Thanks,
Dale
CONFIDENTIALITY NOTICE: This message is the property of International Game Technology PLC and/or its subsidiaries and may contain proprietary, confidential or trade secret information. This message is intended solely for the use of the addressee. If you are not the intended recipient and have received this message in error, please delete this message from your system. Any unauthorized reading, distribution, copying, or other use of this message or its attachments is strictly prohibited.

From: [Russ, Will](#)
To: [Products](#); [ManagersLO](#); [Leeper, Andrew](#); [Garcia, Gabriela](#); [Rey, Sergio](#)
Subject: Signature Authority for Will Russ (10/22/24 - 11/27/24)
Date: Monday, October 21, 2024 1:58:35 PM

Afternoon,

Dale Bowersock or Wes Barnes will have full Signature Authority for Products on the dates below:

- Tuesday, 10/22 – Friday, 10/25: **Dale Bowersock**
- Monday, 10/28 – Thursday, 10/31: **Wes Barnes**
- Tuesday, 11/5 – Thursday, 11/7: **Dale Bowersock**
- Tuesday 11/12 – Thursday, 11/14: **Wes Barnes**
- Wednesday, 11/20: **Wes Barnes**
- Friday, 11/22: **Dale Bowersock**
- Monday, 11/25 – Wednesday, 11/27 (Thanksgiving Week): **Dale Bowersock**

Thanks,

Will Russ | Products Manager | Texas Lottery®
1801 Congress Ave. | Austin, Texas | 78701
Office 512.344.5386 www.texaslottery.com

From: [Mendoza, Merry](#)
To: [Pina, Debbie](#); [Rylee, Juanita](#); [Mindell, Ryan](#); [Anderson, Lisa](#); [Williams, Eric](#); [Guarnero, Annika](#); [Curtis, Carrie](#); [Directors](#); [Dombi, Liz](#); [Byrd, Michelle](#); [ManagersLO](#); [Products](#); [Medina, Iris](#); [Human Resources](#); [Advertising Promotions](#); [ExecutiveAssistant](#)
Subject: Kelly Stuckey for Robert Tirloni, November 25-27
Date: Monday, November 25, 2024 8:53:13 AM

Kelly Stuckey will be in charge for Robert Tirloni and have full signature authority, including jackpot estimation November 25-27, 2024.

Please reach out if you should need assistance. Thanks.