

TEXAS LOTTERY COMMISSION
Scratch Ticket Game Closing Analysis
SUMMARY REPORT

Scratch Ticket Information

Date Completed

11/25/2024

Game #	2574	Confirmed Packs	3,335
Game Name	Big Winnings	Active Packs	1,512
Quantity Printed	7,215,375	Warehouse Packs	30,269
Price Point	\$5	Returned Packs	1,204
Start Date	7/1/2024	Printed Payout Percentage	68.02%
Top Prize	\$ 200,000	Percent Sold	61.17%
Number of Top Prizes Remaining	3	Number of Weeks Out	21

Current Game Sales AnalysisTANGIBLE COSTS**Expenditure Impact:**

Cost to print tickets	\$ 923,355	Actual ticket production costs
Prize payout expense	\$ 14,234,115	Data from Instant Ticket Tier Liability screen in ES

Estimated Direct Costs**\$ 15,157,470**TANGIBLE BENEFITS**Revenue Impact:**

Estimated sales	\$ 22,068,224	Based on # of tkts printed, times % sold from DaVinci report, times the price point
Total Estimated Benefits	\$ 22,068,224	

Excess of Revenue over Expended \$ 6,910,755INTANGIBLE POSITIVE BENEFITS:

- Allows for open bin space for new games at same price point with higher average weekly sales.
- Allows retailers to return inventory to TLC that is not selling thus releasing their financial burden

INTANGIBLE NEGATIVE BENEFITS:

- There are still valuable prizes remaining in this game.

Assumptions:

- Estimated sales revenue is calculated based on the number of tickets printed times the percent sold from the DaVinci report. The percent sold amount is based on pack settlements. Some partial packs could be returned thus slightly reducing the sales revenue amount reported above.

Weekly Sales Comparison Information

<u>Previous 3 Weeks Sales from DaVinci</u>		
Most recent week sales	\$	216,380
Next week	\$	275,100
Next week	\$	264,360
Avg Weekly Sales Current Game	\$	251,947
Avg Weekly Sales \$5; 5M-9.99M Qty	\$	1,696,811
Percentage Of Variance In Sales		85%

TEXAS LOTTERY COMMISSION
Scratch Ticket Game Closing Analysis
RECOMMENDATION AND APPROVALS

Instant Ticket Information

Game #	2574	Printed Payout Percentage	68.02%
Game Name	Big Winnings	Actual Payout Percentage	64.50%
Percent Sold	61.17%	Number of Weeks Out	21
Average # of Weeks for 85% Sell-through for Same Price Point Game With Similar Print Run.			20

Recommendation

- ☒ Based on the findings in this Summary Report, I am recommending closing the above game.
- ☐ I am recommending closing the above game based on the below business reason(s):



11/25/2024

Scratch Ticket Strategy Coordinator Date



For Will Russ

11/25/2024

Products Manager Date

By signing below, I agree with the recommendation of the Products Department Staff to close the above game.



11/25/2024

Lottery Operations Division Director Date



12/2/2024

Controller Date

N/A

Deputy Executive Director Date



12/6/2024

Executive Director Date



Play the Games of Texas!

Da Vinci Report

11/25/24

Week End Date:11/23/24

Product Line	Game	\$	Tix Run	Name	Start	Call	Close	Wks	% Sold	Confirmed	Active	Ware	Return	Net Sales			
														11/23/24	11/16/24	11/9/24	11/2/24
Baseline	2593	\$1	9,012,750	\$5,000 LUCKY 7S	9/3/24			12	71.82%	8,763	6,993	201	71	\$447,949.00	\$500,015.00	\$586,346.00	\$633,681.00
	2604	\$1	10,223,550	OH, SNAP!	11/4/24			3	12.02%	16,191	12,141	28,611	0	\$568,293.00	\$440,198.00	\$220,825.00	\$0
	2597	\$2	9,299,750	SPICY 9S	9/16/24			10	40.08%	13,165	8,070	21,389	67	\$689,248.00	\$722,592.00	\$826,842.00	\$948,900.00
	2601	\$2	5,962,125	VETERANS CASH	10/21/24			5	13.05%	12,748	10,869	16,748	7	\$425,686.00	\$414,830.00	\$269,896.00	\$204,038.00
	2605	\$3	6,089,375	WINTER WORDS	11/4/24			3	11.80%	14,283	11,199	15,285	1	\$1,031,871.00	\$699,297.00	\$424,857.00	\$0
	2594	\$5	11,251,950	\$200,000 LUCKY 7S	9/3/24			12	48.79%	15,498	8,317	50,532	8	\$1,790,475.00	\$1,875,220.00	\$2,065,160.00	\$2,195,215.00
	2606	\$5	7,344,000	25 DAYS OF WINNING	11/4/24			3	16.64%	22,617	13,017	41,885	2	\$2,461,300.00	\$2,457,595.00	\$1,190,830.00	\$375.00
	2584	\$5	17,318,475	BINGO TIMES 20	9/16/24			10	19.19%	18,659	9,137	156,361	56	\$1,554,570.00	\$1,651,430.00	\$1,840,645.00	\$1,961,650.00
	2592	\$5	7,018,575	GAME OF THRONES	10/7/24			7	41.34%	21,799	10,817	20,148	4	\$1,695,940.00	\$1,658,820.00	\$1,937,345.00	\$2,314,160.00
	2602	\$5	7,342,350	WILD SIDE	10/21/24			5	24.01%	20,118	10,068	42,074	8	\$1,415,510.00	\$1,674,415.00	\$2,037,035.00	\$2,390,725.00
	2595	\$10	8,195,600	\$500,000 LUCKY 7S	9/3/24			12	52.47%	20,485	9,888	44,415	7	\$2,906,890.00	\$2,934,490.00	\$3,247,120.00	\$3,570,460.00
	2612	\$10	8,199,300	CASH PAYOUT	10/7/24			7	25.19%	30,146	10,265	79,916	5	\$2,562,740.00	\$2,424,660.00	\$2,850,470.00	\$3,348,140.00
	2607	\$10	6,012,600	HOLIDAY GOLD	11/4/24			3	17.31%	35,342	12,186	47,429	2	\$3,946,680.00	\$4,039,410.00	\$2,423,240.00	\$500.00
	2596	\$20	5,105,225	\$1,000,000 LUCKY 7S	9/3/24			12	44.25%	24,481	8,743	77,507	21	\$3,034,200.00	\$3,040,780.00	\$3,323,480.00	\$3,453,760.00
	2603	\$20	6,609,600	LUCKY MILLIONS	10/21/24			5	16.28%	34,676	9,978	172,972	9	\$3,817,820.00	\$4,208,080.00	\$4,476,860.00	\$5,281,460.00
	2589	\$50	6,082,060	500X	9/16/24			10	20.99%	29,435	7,430	504,428	8	\$5,738,550.00	\$5,974,450.00	\$6,172,200.00	\$6,562,000.00
Mature	2541	\$1	29,430,150	20X POWER BLITZ	1/2/24			47	57.80%	12,606	10,689	74,880	144	\$159,797.00	\$167,118.00	\$179,910.00	\$197,305.00
	2552	\$2	24,253,375	BREAK THE BANK	12/4/23			51	87.27%	13,710	10,769	1,578	7	\$757,538.00	\$779,986.00	\$804,932.00	\$820,330.00
	2571	\$2	25,071,375	CLASSIC BINGO!	5/20/24			27	37.82%	15,227	9,590	107,193	28	\$620,786.00	\$651,010.00	\$653,576.00	\$707,356.00
	2466	\$2	5,106,625	NEON 9S	6/17/24			23	83.41%	17,265	7,772	1,107	652	\$93,770.00	\$97,496.00	\$92,882.00	\$128,818.00
	2496	\$2	6,003,750	POWER 10X	7/15/24			19	82.05%	4,644	2,257	48,583	177	\$200,312.00	\$230,836.00	\$240,408.00	\$305,536.00
	2542	\$3	24,005,000	30X POWER WORD BLITZ	1/2/24			47	54.51%	14,468	9,208	78,418	160	\$386,268.00	\$403,575.00	\$441,744.00	\$492,654.00
	2504	\$3	35,510,250	CROSSWORD	3/4/24			38	41.43%	16,035	10,154	217,546	14	\$971,814.00	\$1,000,782.00	\$1,096,104.00	\$1,119,111.00
	2508	\$3	32,963,925	TEXAS LOTERIA	1/16/24			45	54.40%	15,871	11,952	491,008	7	\$1,145,253.00	\$1,225,329.00	\$1,320,225.00	\$1,328,559.00
	2572	\$5	7,209,000	\$500 FRENZY	6/17/24			23	57.41%	30,358	10,020	33,345	1,964	\$207,785.00	\$230,105.00	\$247,595.00	\$279,190.00
	2543	\$5	25,097,475	50X POWER BLITZ	1/2/24			47	49.75%	16,392	10,663	221,114	224	\$485,060.00	\$469,150.00	\$502,305.00	\$527,675.00
	2574	\$5	7,215,375	BIG WINNINGS	7/1/24			21	61.17%	3,335	1,512	30,269	1,204	\$216,380.00	\$275,100.00	\$264,360.00	\$317,375.00
	2502	\$5	16,958,025	BINGO TIMES 20	9/18/23			62	84.14%	15,261	9,839	95,151	462	\$192,635.00	\$219,890.00	\$224,900.00	\$292,890.00
	2579	\$5	9,733,350	COWBOYS	8/19/24			14	32.62%	10,420	4,871	70,527	15	\$604,080.00	\$673,520.00	\$718,080.00	\$814,940.00
	2499	\$5	7,338,450	EXTREME GREEN	7/15/24			19	52.58%	5,684	2,098	133,573	1,481	\$287,630.00	\$333,390.00	\$379,925.00	\$428,150.00

Liability for 2574 / BIG WINNINGS

Tier 	Reference 	Tier Value 	Outstanding Tier Count 	Outstanding Tier Amount 	Tickets Paid 	Amount Paid 	Estimated Tickets Sold 
1	1	\$5.00	318,096	\$1,590,480.00	427465	\$2,137,325.00	4,136,912.036
2	2	\$10.00	110,833	\$1,108,330.00	153792	\$1,537,920.00	4,193,356.455
3	3	\$10.00	116,769	\$1,167,690.00	171670	\$1,716,700.00	4,294,368.744
4	4	\$20.00	9,953	\$199,060.00	14059	\$281,180.00	4,224,594.25
5	5	\$20.00	9,680	\$193,600.00	14420	\$288,400.00	4,317,249.274
6	6	\$20.00	9,510	\$190,200.00	14526	\$290,520.00	4,360,564.871
7	7	\$20.00	9,551	\$191,020.00	14506	\$290,120.00	4,350,759.852
8	0	\$25.00	58,264	\$1,456,600.00	86098	\$2,152,450.00	4,303,274.8
9	0	\$50.00	9,797	\$489,850.00	14215	\$710,750.00	4,271,470.749
10	0	\$50.00	9,800	\$490,000.00	14300	\$715,000.00	4,281,322.095
11	0	\$50.00	9,572	\$478,600.00	14464	\$723,200.00	4,341,953.07
12	0	\$50.00	9,448	\$472,400.00	14609	\$730,450.00	4,381,652.466
13	0	\$100.00	1,235	\$123,500.00	1759	\$175,900.00	4,239,093.061
14	0	\$100.00	2,413	\$241,300.00	3590	\$359,000.00	4,315,041.854
15	0	\$100.00	2,393	\$239,300.00	3611	\$361,100.00	4,339,560.147
16	0	\$100.00	1,195	\$119,500.00	1835	\$183,500.00	4,369,707.302
17	0	\$100.00	1,195	\$119,500.00	1826	\$182,600.00	4,361,229.643
18	0	\$500.00	248	\$124,000.00	373	\$186,500.00	4,333,872.583
		Totals	691,187	\$10,305,430.00	968887	\$14,234,115.00	

19	0	\$500.00	235	\$117,500.00	362	\$181,000.00	4,375,152.012
20	0	\$500.00	250	\$125,000.00	353	\$176,500.00	4,223,925.997
21	0	\$500.00	328	\$164,000.00	497	\$248,500.00	4,346,716.817
22	0	\$500.00	254	\$127,000.00	357	\$178,500.00	4,215,857.407
23	0	\$1,000.00	27	\$27,000.00	33	\$33,000.00	3,968,456.256
24	0	\$1,000.00	60	\$60,000.00	63	\$63,000.00	3,695,679.885
25	0	\$1,000.00	51	\$51,000.00	61	\$61,000.00	3,929,802.467
26	0	\$1,000.00	24	\$24,000.00	35	\$35,000.00	4,280,307.192
27	0	\$5,000.00	1	\$5,000.00	2	\$10,000.00	4,810,250.066
28	0	\$5,000.00	2	\$10,000.00	5	\$25,000.00	5,153,839.533
29	0	\$200,000.00	3	\$600,000.00	1	\$200,000.00	1,803,843.883
		Totals	691,187	\$10,305,430.00	968887	\$14,234,115.00	

Order Quantity:		7,215,375	Pack Size:		75	Pool Size:		120,000	Winners:		1,660,074	Total Payout	
Price Point:		\$5.00	Packs/Game:		96,205	Number of Pools:		60.13	Non-winners:		5,555,301	Prize Fund: \$24,539,545.00	
Revenue:		\$36,076,875.00	Packs/Pool:		1,600				Overall Odds:		4.3464	Payout: 68.02%	

Tier			Winners						Total Prize Cost	% Prize Fund	
Kind	Wins	Level	Get	Win	Value	Odds (1 in)	Pack	Pool			Total
Low Tiers											
01	1	L	\$5	\$5	\$5.00	9.6778	7.75	12,400.00	745,561	\$3,727,805.00	15.19%
02	1	L	\$10	\$10	\$10.00	27.2664	2.75	4,400.00	264,625	\$2,646,250.00	10.78%
03	2	L	\$5 x 2	\$10	\$10.00	25.0153	3.00	4,800.00	288,439	\$2,884,390.00	11.75%
Total (\$10.00):						13.0462	5.75	9,200.00	553,064	\$5,530,640.00	22.54%
04	1	L	\$20	\$20	\$20.00	300.4904	0.25	400.00	24,012	\$480,240.00	1.96%
05	2	L	\$10 x 2	\$20	\$20.00	299.3932	0.25	400.00	24,100	\$482,000.00	1.96%
06	3	L	\$10 + (\$5 x 2)	\$20	\$20.00	300.1903	0.25	400.00	24,036	\$480,720.00	1.96%
07	4	L	\$5 x 4	\$20	\$20.00	299.9283	0.25	400.00	24,057	\$481,140.00	1.96%
Total (\$20.00):						75.0000	1.00	1,600.00	96,205	\$1,924,100.00	7.84%
Total (Low Tiers):						5.1729	14.50	23,200.00	1,394,830	\$11,182,545.00	45.57%
Mid Tiers											
08	1	M	\$5 w/ 5X	\$25	\$25.00	49.9811	1.50	2,400.00	144,362	\$3,609,050.00	14.71%
09	1	M	\$50	\$50	\$50.00	300.4904	0.25	400.00	24,012	\$1,200,600.00	4.89%
10	1	M	\$5 w/ 10X	\$50	\$50.00	299.3932	0.25	400.00	24,100	\$1,205,000.00	4.91%
11	1	M	\$10 w/ 5X	\$50	\$50.00	300.1903	0.25	400.00	24,036	\$1,201,800.00	4.90%
12	4	M	(\$20 x 2) + (\$5 x 2)	\$50	\$50.00	299.9283	0.25	400.00	24,057	\$1,202,850.00	4.90%
Total (\$50.00):						75.0000	1.00	1,600.00	96,205	\$4,810,250.00	19.60%
13	1	M	\$100	\$100	\$100.00	2409.9449	0.03	50.00	2,994	\$299,400.00	1.22%
14	1	M	\$20 w/ 5X	\$100	\$100.00	1201.9615	0.06	100.00	6,003	\$600,300.00	2.45%
15	1	M	\$10 w/ 10X	\$100	\$100.00	1201.7613	0.06	100.00	6,004	\$600,400.00	2.45%
16	5	M	\$50 + \$20 + (\$10 x 3)	\$100	\$100.00	2381.3119	0.03	50.00	3,030	\$303,000.00	1.23%
17	20	M	\$5 x 20	\$100	\$100.00	2388.4062	0.03	50.00	3,021	\$302,100.00	1.23%
Total (\$100.00):						342.7406	0.22	350.00	21,052	\$2,105,200.00	8.58%
18	1	M	\$500	\$500	\$500.00	11618.9614	0.01	10.00	621	\$310,500.00	1.27%
19	1	M	\$100 w/ 5X	\$500	\$500.00	12086.0553	0.01	10.00	597	\$298,500.00	1.22%
20	1	M	\$50 w/ 10X	\$500	\$500.00	11965.7960	0.01	10.00	603	\$301,500.00	1.23%
21	20	M	(\$50 x 4) + (\$20 x 14) + (\$10 x 2)	\$500	\$500.00	8745.9091	0.01	14.00	825	\$412,500.00	1.68%
22	15	M	\$100 + (\$50 x 4) + (\$20 x 10)	\$500	\$500.00	11809.1244	0.01	10.00	611	\$305,500.00	1.24%
Total (\$500.00):						2215.3439	0.03	54.00	3,257	\$1,628,500.00	6.64%
Total (Mid Tiers):						27.2406	2.75	4,404.00	264,876	\$12,153,000.00	49.52%
High Tiers											
23	1	H	\$1,000	\$1,000	\$1,000.00	120256.2500	0.00	1.00	60	\$60,000.00	0.24%
24	1	H	\$100 w/ 10X	\$1,000	\$1,000.00	58661.5854	0.00	2.00	123	\$123,000.00	0.50%
25	2	H	\$100 w/ 5X x 2	\$1,000	\$1,000.00	64422.9911	0.00	2.00	112	\$112,000.00	0.46%
26	20	H	(\$100 x 5) + (\$50 x 8) + (\$20 x 3) + (\$10 x 4)	\$1,000	\$1,000.00	122294.4915	0.00	1.00	59	\$59,000.00	0.24%
Total (\$1,000.00):						20382.4153	0.00	6.00	354	\$354,000.00	1.44%
27	1	H	\$5,000	\$5,000	\$5,000.00	2405125.0000	0.00	0.05	3 *	\$15,000.00	0.06%
28	20	H	(\$1,000 x 2) + (\$500 x 5) + (\$100 x 2) + (\$50 x 4) + (\$20 x 3) + (\$10 x 4)	\$5,000	\$5,000.00	1030767.8571	0.00	0.12	7 *	\$35,000.00	0.14%
Total (\$5,000.00):						721537.5000	0.00	0.17	10	\$50,000.00	0.20%
29	1	H	\$200,000	\$200,000	\$200,000.00	1803843.7500	0.00	0.07	4 *	\$800,000.00	3.26%
Total (High Tiers):						19606.9973	0.00	6.24	368	\$1,204,000.00	4.91%
Total :						4.3464	17.26	27,610.24	1,660,074	\$24,539,545.00	100.00%

* Exact Quantity by Kind Level

5X = win 5 TIMES the prize
10X = win 10 TIMES the prize

The \$25 and \$50 prizes are included in the GLEPS but are programmed as Mid-Tier and not part of the Low-Tier file.

Original Order

Delivery # 1
Shipments # 1 - 2
COMPLETE
Pools # 1 - 72
05/30/2024

7,215,375

745,561

264,625

288,439

24,012

24,100

24,036

24,057

144,362

24,012

24,100

24,036

24,057

2,994

6,003

6,004

3,030

3,021

621

597

603

825

611

60

123

112

59

3

7

4



INTEROFFICE MEMO

Ryan Mindell, Executive Director LaDonna Castañuela, Charitable Bingo Operations Director

Payment Approval

June 18, 2024

The attached invoice(s) for service is being submitted for approval.


Vendor Name	Scientific Games
P.O. Number (if applicable)	362-24-9019RL012
Tx Game #/ Name	#2574 Big Winnings
Draw #	

Invoice Number:	Invoice Amount:
TX 061324	\$923,454.68
sanction letter dated 6/10/24	-\$100.00

Total Amount **\$923,354.68**

The above referenced invoice(s) have been reviewed and certified as proper, accurate and should be paid by the Texas Lottery Commission.


JB 6/18/2024



Dale Bowersock (Scratch Ticket Strategy Coordinator)

6/18/2024


Date



Will Russ (Products Manager)

6/20/2024

Date



Robert Tirloni (Lottery Operations Division Director)

6/21/2024

Date



Please return to Maria Perez in the Office of the Controller by

June 28, 2024



Invoice: TX 061324 (Revised)
 "TX 2574 BIG WINNINGS"™
 June 13, 2024

Supplier : Scientific Games International
 1500 Bluegrass Lakes Parkway
 Alpharetta, Georgia 30004 USA

Customer : TEXAS LOTTERY
 Attn: Accounts Payable
 P.O. BOX 16630
 AUSTIN, TX 78761-6630
 United States

<u>Game</u>	<u>Shipment</u>	<u>Description</u>	<u>Quantity</u>	<u>Price Per</u>	<u>Total Amount</u>	<u>SG Invoice #</u>
TX-2574	1	TX-2574 BIG WINNINGS	3,689,175	124.22	\$ 458,269.32	1048442
TX-2574	2	TX-2574 BIG WINNINGS	3,526,200	124.22	\$ 438,024.56	1048466
Additional Charges: Pack inserts Printed on Holographic Stock (up to 200,000 pieces)			94,420	0.24	\$ 22,660.80	
Additional Charges: Sparkle Set Up Fee			1	4500	\$ 4,500.00	
Total Due					<u>\$923,454.68</u>	

*Please include the SG invoice numbers with your remittance

Due Date: July 17, 2024

Wire Transfer Instructions:

Bank: Bank of America
 Swift: BOFAUS3N
 Acct Name: Scientific Games International, Inc.-Operating
 Acct #: 501017395032
 Wire Routing #: 026009593

Scratch Ticket Game Closing Analysis

08/28/22 Thru 08/31/24

Average Number of Weeks for 85% Average Sell Through

Print Quantities	Price Point				Price Point				
	\$1	\$2	\$3	\$5	\$10	\$20	\$30	\$50	\$100
< 5M	None	None	None	None	*Week 27	None	None	None	None
5M-9.99M	*Week 22	Week 20	Week 13	Week 20	Week 22	None	None	None	None
10M-14.99M	*Week 15	*Week 28	None	*Week 48	None	*Week 37	None	None	None
15M-19.99M	Week 44	None	None	None	None	*Week 35	None	None	None
20M-24.99M	None	None	None	None	None	None	None	None	None
25M-29.99M	None	None	None	None	None	*Week 63	None	None	None
30M-34.99M	None	*Week 65	*Week 68	*Week 28	None	None	None	None	None
>=35M	None	None	None	*Week 52	*Week 54	None	None	None	None

Average Weekly Dollar Sales at 85% Average Sell Through

Print Quantities	Price Point				Price Point				
	\$1	\$2	\$3	\$5	\$10	\$20	\$30	\$50	\$100
< 5M	None	None	None	None	\$1,295,512	None	None	None	None
5M-9.99M	\$386,976	\$781,096	\$1,232,303	\$1,696,811	\$2,627,029	None	None	None	None
10M-14.99M	\$649,617	\$620,682	None	\$1,077,365	None	\$4,652,039	None	None	None
15M-19.99M	\$350,256	None	None	None	None	\$8,401,824	None	None	None
20M-24.99M	None	None	None	None	None	None	None	None	None
25M-29.99M	None	None	None	None	None	\$6,794,150	None	None	None
30M-34.99M	None	\$783,971	\$1,222,418	\$4,625,724	None	None	None	None	None
>=35M	None	None	None	\$4,803,626	\$7,966,148	None	None	None	None

None = no games at this level with 85% sell through

* only one game at this level with 85% sell through

Excludes Promotional Tickets

Unaudited - For Internal Use Only

From: [Gough, Riley](#)
To: [Bowersock, Dale](#)
Cc: [ProductsScratchTeam](#)
Subject: RE: Urgent: December Pre-call List
Date: Monday, November 25, 2024 9:55:10 AM
Attachments: [image001.png](#)
[image002.png](#)
[image003.png](#)
[image004.png](#)
[image005.png](#)
[image006.png](#)
[image007.png](#)
[image008.png](#)

CAUTION: This email originated outside the Texas Lottery's email system.
DO NOT click links or open attachments unless you expect them from the sender and know the content is safe.

Hi Dale,

No issues with the below game list.

Thanks,
Riley

From: Bowersock, Dale <Dale.Bowersock@lottery.state.tx.us>
Sent: Monday, November 25, 2024 9:21 AM
To: Gough, Riley <Riley.Gough@IGT.com>
Cc: ProductsScratchTeam <ProductsScratchTeam@lottery.state.tx.us>
Subject: Urgent: December Pre-call List
Importance: High

CAUTION: This email originated outside of IGT. Do not click links or open attachments unless you recognize the sender and know the content is safe.

Riley,
I need a fast review/approval of this list due to the holiday this week.

Below are the Pre-call recommendations for December. Please note, we must close the HIT games in order to get the final winners fulfilled for the upcoming event.

The Close dates are anticipated to be:

Pre-call: 12/6/24
Call: 1/5/25
EOG Date: 2/19/25
EOV Date: 8/18/25

Product Line	Game	\$	Tix Run	Name	Start	Call	Close	Wks	% Sold	Confirmed	Active	Ware	Return	Net Sales			
														11/23/24	11/16/24	11/9/24	11/2/24
	2466	\$2	5,106,625	NEON 9S	6/17/24			23	83.41%	17,265	7,772	1,107	652	\$93,770.00	\$97,496.00	\$92,862.00	\$128,818.00
	2572	\$5	7,209,000	\$500 FRENZY	6/17/24			23	57.41%	30,358	10,020	33,345	1,964	\$207,785.00	\$230,105.00	\$247,595.00	\$279,190.00
	2574	\$5	7,215,375	BIG WINNINGS	7/1/24			21	61.17%	3,335	1,512	30,269	1,204	\$216,380.00	\$275,100.00	\$264,360.00	\$317,375.00
	2565	\$5	14,318,325	HIT \$200,000	5/6/24			29	66.67%	15,366	10,142	47,780	215	\$801,185.00	\$888,735.00	\$938,680.00	\$948,100.00
	2566	\$10	11,258,600	HIT \$500,000	5/6/24			29	59.45%	18,868	9,999	70,073	16	\$1,327,020.00	\$1,367,530.00	\$1,418,610.00	\$1,551,610.00
	2567	\$20	6,098,900	HIT \$1,000,000	5/6/24			29	66.84%	19,999	10,040	57,079	18	\$1,650,520.00	\$1,717,420.00	\$1,785,620.00	\$1,813,720.00
	2468	\$30	8,544,000	VIP CLUB	2/20/23			92	66.39%	10,518	4,765	106,100	40	\$484,590.00	\$523,950.00	\$495,060.00	\$532,500.00

Thanks,
Dale
CONFIDENTIALITY NOTICE: This message is the property of International Game Technology PLC and/or its subsidiaries and may contain proprietary, confidential or trade secret information. This message is intended solely for the use of the addressee. If you are not the intended recipient and have received this message in error, please delete this message from your system. Any unauthorized reading, distribution, copying, or other use of this message or its attachments is strictly prohibited.

From: [Russ, Will](#)
To: [Products](#); [ManagersLO](#); [Leeper, Andrew](#); [Garcia, Gabriela](#); [Rey, Sergio](#)
Subject: Signature Authority for Will Russ (10/22/24 - 11/27/24)
Date: Monday, October 21, 2024 1:58:35 PM

Afternoon,

Dale Bowersock or Wes Barnes will have full Signature Authority for Products on the dates below:

- Tuesday, 10/22 – Friday, 10/25: **Dale Bowersock**
- Monday, 10/28 – Thursday, 10/31: **Wes Barnes**
- Tuesday, 11/5 – Thursday, 11/7: **Dale Bowersock**
- Tuesday 11/12 – Thursday, 11/14: **Wes Barnes**
- Wednesday, 11/20: **Wes Barnes**
- Friday, 11/22: **Dale Bowersock**
- Monday, 11/25 – Wednesday, 11/27 (Thanksgiving Week): **Dale Bowersock**

Thanks,

Will Russ | Products Manager | Texas Lottery®
1801 Congress Ave. | Austin, Texas | 78701
Office 512.344.5386 www.texaslottery.com

From: [Mendoza, Merry](#)
To: [Pina, Debbie](#); [Rylee, Juanita](#); [Mindell, Ryan](#); [Anderson, Lisa](#); [Williams, Eric](#); [Guarnero, Annika](#); [Curtis, Carrie](#); [Directors](#); [Dombi, Liz](#); [Byrd, Michelle](#); [ManagersLO](#); [Products](#); [Medina, Iris](#); [Human Resources](#); [Advertising Promotions](#); [ExecutiveAssistant](#)
Subject: Kelly Stuckey for Robert Tirloni, November 25-27
Date: Monday, November 25, 2024 8:53:13 AM

Kelly Stuckey will be in charge for Robert Tirloni and have full signature authority, including jackpot estimation November 25-27, 2024.

Please reach out if you should need assistance. Thanks.