

TEXAS LOTTERY COMMISSION
Scratch Ticket Game Closing Analysis
SUMMARY REPORT

Scratch Ticket Information

Date Completed

8/25/2025

Game #	2578	Confirmed Packs	7,002
Game Name	Bingo Mania	Active Packs	3,523
Quantity Printed	6,120,000	Warehouse Packs	31,279
Price Point	\$10	Returned Packs	337
Start Date	2/3/2025	Printed Payout Percentage	70.01%
Top Prize	\$250,000	Percent Sold	63.95%
Number of Top Prizes Remaining	1	Number of Weeks Out	29

Current Game Sales AnalysisTANGIBLE COSTS**Expenditure Impact:**

Cost to print tickets	\$	1,531,775	Actual ticket production costs
Prize payout expense	\$	26,546,590	Data from Instant Ticket Tier Liability screen in ES

Estimated Direct Costs**\$ 28,078,365**TANGIBLE BENEFITS**Revenue Impact:**

Estimated sales	\$	39,137,400	Based on # of tkts printed, times % sold from DaVinci report, times the price point
Total Estimated Benefits	\$	39,137,400	

Excess of Revenue over Expended \$ 11,059,035INTANGIBLE POSITIVE BENEFITS:

- Allows for open bin space for new games at same price point with higher average weekly sales.
- Allows retailers to return inventory to TLC that is not selling thus releasing their financial burden

INTANGIBLE NEGATIVE BENEFITS:

- There are still valuable prizes remaining in this game.

Assumptions:

- Estimated sales revenue is calculated based on the number of tickets printed times the percent sold from the DaVinci report. The percent sold amount is based on pack settlements. Some partial packs could be returned thus slightly reducing the sales revenue amount reported above.

Weekly Sales Comparison Information

<u>Previous 3 Weeks Sales from DaVinci</u>		
Most recent week sales	\$	524,560
Next week	\$	567,520
Next week	\$	596,720
Avg Weekly Sales Current Game	\$	562,933
Avg Weekly Sales \$10; 5M-9.99M Qty	\$	2,729,088
Percentage Of Variance In Sales		79%

TEXAS LOTTERY COMMISSION
Scratch Ticket Game Closing Analysis
RECOMMENDATION AND APPROVALS

Instant Ticket Information

Game #	<div>2578</div>	Printed Payout Percentage	<div>70.01%</div>
Game Name	<div>Bingo Mania</div>	Actual Payout Percentage	<div>67.83%</div>
Percent Sold	<div>63.95%</div>	Number of Weeks Out	<div>29</div>
Average # of Weeks for 85% Sell-through for Same Price Point Game With Similar Print Run.			<div>22</div>

Recommendation

- ☒ Based on the findings in this Summary Report, I am recommending closing the above game.
- ☐ I am recommending closing the above game based on the below business reason(s):

Dale Bowersock

8/25/2025

Scratch Ticket Strategy Coordinator Date

Will Russ

8/25/2025

Products Manager Date

By signing below, I agree with the recommendation of the Products Department Staff to close the above game.

Kerry Stuckey

8/26/2025

Lottery Operations Division Director Date

Archie Harrison

8/26/2025

Controller Date

[Signature]

8/26/2025

Deputy Executive Director Date

Vacant

Executive Director Date



Play the Games of Texas!

Da Vinci Report

8/25/25

Week End Date:8/23/25

Product Line	Game	\$	Tix Run	Name	Start	Call	Close	Wks	% Sold	Confirmed	Active	Ware	Return	Net Sales			
														8/23/25	8/16/25	8/9/25	8/2/25
Mature	2628	\$3	32,682,825	TEXAS LOTERIA	5/19/25			14	14.76%	13,184	9,785	345,553	30	\$1,088,562.00	\$1,109,337.00	\$1,142,118.00	\$1,127,100.00
	2619	\$5	16,884,975	\$200,000 BLITZ	1/6/25			33	38.19%	9,462	5,364	122,483	30	\$680,585.00	\$644,035.00	\$621,595.00	\$562,645.00
	2643	\$5	14,216,325	50X	5/5/25			16	43.20%	9,502	6,761	89,589	35	\$1,142,545.00	\$1,277,075.00	\$1,262,315.00	\$1,338,190.00
	2584	\$5	17,318,475	BINGO TIMES 20	9/16/24			49	71.11%	7,005	5,165	52,932	60	\$738,765.00	\$773,125.00	\$748,550.00	\$802,855.00
	2639	\$5	7,217,100	DOUBLE SIDED DOLLARS	5/19/25			14	49.40%	8,416	5,787	31,565	875	\$716,400.00	\$830,590.00	\$854,345.00	\$954,950.00
	2615	\$5	7,259,550	JOKERS WILD	2/17/25			27	76.88%	2,059	1,590	16,969	812	\$194,235.00	\$234,520.00	\$242,415.00	\$269,335.00
	2649	\$5	7,101,525	LUCKY \$YMBOLS	3/3/25			25	65.47%	3,412	2,088	22,883	2,793	\$249,355.00	\$304,345.00	\$258,015.00	\$329,260.00
	2581	\$5	30,271,200	SUPER CROSSWORD	12/16/24			36	39.02%	11,394	7,872	224,203	45	\$1,589,340.00	\$1,568,495.00	\$1,616,525.00	\$1,556,890.00
	2648	\$5	59,199,675	SUPER LOTERIA	4/21/25			18	20.11%	20,588	12,649	591,671	30	\$4,264,285.00	\$4,225,335.00	\$4,141,635.00	\$4,013,150.00
	2582	\$10	22,209,750	\$250,000 50X CASHWORD	7/1/24			60	76.33%	21,886	8,160	71,052	48	\$2,597,760.00	\$2,630,350.00	\$2,648,670.00	\$2,708,630.00
	2620	\$10	13,291,800	\$500,000 BLITZ	1/6/25			33	39.53%	12,029	5,850	140,196	51	\$976,320.00	\$991,600.00	\$949,710.00	\$1,121,730.00
	2644	\$10	11,083,650	100X	5/5/25			16	42.95%	15,916	7,174	100,895	34	\$1,996,630.00	\$2,123,360.00	\$2,219,340.00	\$2,282,450.00
	2578	\$10	6,120,000	BINGO MANIA	2/3/25			29	63.95%	7,002	3,523	31,279	337	\$524,560.00	\$567,520.00	\$596,720.00	\$607,640.00
	2652	\$10	8,199,350	BONUS MONEY	3/3/25			25	55.55%	8,662	5,110	56,455	438	\$773,340.00	\$876,820.00	\$884,230.00	\$980,340.00
	2494	\$10	7,920,850	DAZZLING WINNINGS	4/21/25			18	41.16%	12,689	5,640	71,668	233	\$1,031,650.00	\$1,139,240.00	\$1,173,720.00	\$1,246,810.00
	2563	\$10	49,168,200	MEGA LOTERIA	2/19/24			79	84.21%	25,081	5,590	117,755	757	\$2,332,420.00	\$2,443,790.00	\$2,881,030.00	\$3,162,130.00
	2609	\$20	8,139,175	\$100, \$200, \$500 OR \$1,000!	11/18/24			40	50.45%	10,486	3,964	144,646	55	\$1,063,680.00	\$1,028,640.00	\$1,126,780.00	\$1,194,040.00
	2621	\$20	7,159,825	\$1,000,000 BLITZ	1/6/25			33	40.89%	13,789	5,887	146,772	59	\$1,124,960.00	\$1,013,320.00	\$1,058,580.00	\$1,252,200.00
	2645	\$20	6,606,600	200X	5/5/25			16	44.40%	21,390	8,417	113,984	40	\$2,392,380.00	\$2,489,200.00	\$2,672,000.00	\$3,065,060.00
	2556	\$20	8,179,550	BIG MONEY	12/2/24			38	43.71%	8,360	3,908	169,807	48	\$853,820.00	\$834,480.00	\$850,660.00	\$1,038,280.00
	2630	\$20	5,946,300	COLOSSAL CASH	2/17/25			27	45.18%	11,590	5,536	110,504	125	\$930,200.00	\$975,320.00	\$1,004,020.00	\$1,286,260.00
	2638	\$20	5,965,950	MEGA JUMBO BUCKS	3/3/25			25	50.75%	14,050	6,337	94,407	29	\$1,351,320.00	\$1,409,160.00	\$1,509,540.00	\$1,663,220.00
	2586	\$20	25,615,950	MILLION DOLLAR LOTERIA	4/15/24			71	86.52%	40,606	8,141	79,991	889	\$3,570,480.00	\$3,579,380.00	\$3,814,960.00	\$4,472,760.00
	2633	\$30	7,210,250	\$3 MILLION CASH	4/7/25			20	29.07%	15,842	6,535	179,666	76	\$2,101,290.00	\$2,233,320.00	\$2,518,950.00	\$2,873,850.00
	2616	\$30	7,216,125	30X SUPREME	12/16/24			36	41.06%	10,198	4,612	153,296	41	\$1,286,010.00	\$1,284,630.00	\$1,369,890.00	\$1,575,780.00
	2591	\$30	6,047,525	ULTIMATE RICHES	8/19/24			53	57.50%	7,558	3,216	90,327	41	\$924,390.00	\$942,570.00	\$1,028,220.00	\$1,115,880.00
	2624	\$50	6,039,620	\$5 MILLION ROYALE	4/21/25			18	27.07%	17,813	6,470	193,072	32	\$3,816,950.00	\$3,893,550.00	\$3,966,400.00	\$4,340,950.00
	2589	\$50	6,082,060	500X	9/16/24			49	63.83%	10,733	4,288	92,816	32	\$2,346,900.00	\$2,491,500.00	\$2,473,350.00	\$2,617,700.00
	2518	\$50	7,928,240	500X LOTERIA SPECTACULAR	5/20/24			66	78.10%	21,681	7,160	54,378	30	\$4,152,450.00	\$4,131,750.00	\$4,140,150.00	\$4,450,900.00
	2599	\$50	4,161,240	COLOSSAL CASHWORD	11/18/24			40	65.93%	13,594	5,694	48,981	41	\$2,613,500.00	\$2,567,400.00	\$2,665,650.00	\$2,796,700.00
	2590	\$50	6,119,700	X	1/21/25			31	39.11%	13,489	5,219	165,180	58	\$2,483,600.00	\$2,512,150.00	\$2,601,150.00	\$2,920,550.00
	2400	\$100	10,379,010	\$20 MILLION SUPREME	5/16/22			171	79.99%	5,206	1,503	129,115	163	\$1,004,300.00	\$1,095,300.00	\$964,600.00	\$1,087,500.00
	2588	\$100	5,243,580	\$400 MILLION MEGA BUCKS	2/5/24			81	76.44%	14,366	4,028	61,012	108	\$2,705,200.00	\$2,950,600.00	\$2,741,200.00	\$3,151,000.00

Liability for 2578 / BINGO MANIA

Tier 	Reference 	Tier Value 	Outstanding Tier Count 	Outstanding Tier Amount 	Tickets Paid 	Amount Paid 	Estimated Tickets Sold 	Percent Paid 	Last Date Cashed 
1	1	\$10.00	132,245	\$1,322,450.00	204446	\$2,044,460.00	3,716,195.324	6,072%	08/24/2025
2	2	\$10.00	120,493	\$1,204,930.00	185551	\$1,855,510.00	3,710,486.466	6,063%	08/24/2025
3	3	\$15.00	11,871	\$178,065.00	18690	\$280,350.00	3,742,770.197	6,116%	08/24/2025
4	4	\$15.00	11,890	\$178,350.00	18705	\$280,575.00	3,741,611.374	6,114%	08/24/2025
5	5	\$20.00	11,855	\$237,100.00	18740	\$374,800.00	3,748,612.518	6,125%	08/24/2025
6	6	\$20.00	11,864	\$237,280.00	18697	\$373,940.00	3,744,171.984	6,118%	08/24/2025
7	7	\$20.00	12,006	\$240,120.00	18591	\$371,820.00	3,718,564.565	6,076%	08/24/2025
8	8	\$20.00	11,863	\$237,260.00	18698	\$373,960.00	3,744,372.239	6,118%	08/24/2025
9	9	\$20.00	11,598	\$231,960.00	18997	\$379,940.00	3,800,020.918	6,209%	08/24/2025
10	10	\$20.00	11,678	\$233,560.00	18919	\$378,380.00	3,784,170.997	6,183%	08/24/2025
11	0	\$25.00	11,928	\$298,200.00	18667	\$466,675.00	3,734,010.132	6,101%	08/24/2025
12	0	\$25.00	12,079	\$301,975.00	18518	\$462,950.00	3,703,963.134	6,052%	08/24/2025
13	0	\$25.00	11,822	\$295,550.00	18739	\$468,475.00	3,752,582.703	6,132%	08/24/2025
		Totals	625,787	\$16,298,235.00	987267	\$26,546,590.00			

14	0	\$25.00	11,848	\$296,200.00	18713	\$467,825.00	3,747,376.068	6,123%	08/24/2025
15	0	\$25.00	11,689	\$292,225.00	18958	\$473,950.00	3,785,785.232	6,186%	08/24/2025
16	0	\$25.00	11,651	\$291,275.00	18946	\$473,650.00	3,789,571.527	6,192%	08/24/2025
17	0	\$25.00	11,659	\$291,475.00	18938	\$473,450.00	3,787,971.37	6,189%	08/24/2025
18	0	\$30.00	11,832	\$354,960.00	18729	\$561,870.00	3,750,580.151	6,128%	08/24/2025
19	0	\$30.00	12,020	\$360,600.00	18627	\$558,810.00	3,719,686.756	6,078%	08/24/2025
20	0	\$30.00	11,706	\$351,180.00	18891	\$566,730.00	3,778,570.448	6,174%	08/24/2025
21	0	\$30.00	11,571	\$347,130.00	19024	\$570,720.00	3,805,421.801	6,218%	08/24/2025
22	0	\$30.00	11,419	\$342,570.00	19142	\$574,260.00	3,833,285.56	6,264%	08/24/2025
23	0	\$30.00	11,539	\$346,170.00	19108	\$573,240.00	3,815,739.224	6,235%	08/24/2025
24	0	\$50.00	11,526	\$576,300.00	19069	\$953,450.00	3,814,423.272	6,233%	08/24/2025
25	0	\$50.00	11,495	\$574,750.00	19066	\$953,300.00	3,818,066.163	6,239%	08/24/2025
26	0	\$50.00	12,003	\$600,150.00	18644	\$932,200.00	3,723,081.541	6,083%	08/24/2025
27	0	\$50.00	12,047	\$602,350.00	18550	\$927,500.00	3,710,363.761	6,063%	08/24/2025
		Totals	625,787	\$16,298,235.00	987267	\$26,546,590.00			

28	0	\$50.00	11,892	\$594,600.00	18703	\$935,150.00	3,741,211.309	6,113%	08/24/2025
29	0	\$50.00	12,139	\$606,950.00	18458	\$922,900.00	3,691,961.957	6,033%	08/24/2025
30	0	\$50.00	11,622	\$581,100.00	19025	\$951,250.00	3,799,164.682	6,208%	08/24/2025
31	0	\$50.00	11,492	\$574,600.00	19069	\$953,450.00	3,818,666.928	6,240%	08/24/2025
32	0	\$50.00	11,499	\$574,950.00	19148	\$957,400.00	3,823,726.955	6,248%	08/24/2025
33	0	\$50.00	11,486	\$574,300.00	19109	\$955,450.00	3,822,424.579	6,246%	08/24/2025
34	0	\$100.00	380	\$38,000.00	639	\$63,900.00	3,837,762.512	6,271%	08/24/2025
35	0	\$100.00	386	\$38,600.00	641	\$64,100.00	3,819,785.784	6,241%	08/23/2025
36	0	\$100.00	406	\$40,600.00	614	\$61,400.00	3,683,999.999	6,020%	08/22/2025
37	0	\$100.00	404	\$40,400.00	628	\$62,800.00	3,724,186.046	6,085%	08/24/2025
38	0	\$100.00	409	\$40,900.00	618	\$61,800.00	3,682,726.388	6,018%	08/24/2025
39	0	\$100.00	409	\$40,900.00	623	\$62,300.00	3,694,534.883	6,037%	08/24/2025
40	0	\$100.00	388	\$38,800.00	645	\$64,500.00	3,821,297.192	6,244%	08/24/2025
41	0	\$100.00	402	\$40,200.00	612	\$61,200.00	3,693,727.811	6,036%	08/24/2025
		Totals	625,787	\$16,298,235.00	987267	\$26,546,590.00			

42	0	\$100.00	585	\$58,500.00	974	\$97,400.00	3,823,527.902	6,248%	08/24/2025
43	0	\$200.00	292	\$58,400.00	482	\$96,400.00	3,811,162.792	6,227%	08/24/2025
44	0	\$200.00	303	\$60,600.00	470	\$94,000.00	3,721,086.677	6,080%	08/24/2025
45	0	\$200.00	325	\$65,000.00	450	\$90,000.00	3,553,548.388	5,806%	08/23/2025
46	0	\$200.00	309	\$61,800.00	472	\$94,400.00	3,698,642.765	6,044%	08/24/2025
47	0	\$200.00	286	\$57,200.00	488	\$97,600.00	3,858,604.652	6,305%	08/24/2025
48	0	\$200.00	308	\$61,600.00	462	\$92,400.00	3,671,999.999	6,000%	08/24/2025
49	0	\$200.00	207	\$41,400.00	311	\$62,200.00	3,674,362.933	6,004%	08/24/2025
50	0	\$200.00	202	\$40,400.00	315	\$63,000.00	3,728,820.115	6,093%	08/24/2025
51	0	\$200.00	200	\$40,000.00	314	\$62,800.00	3,738,677.043	6,109%	08/24/2025
52	0	\$200.00	189	\$37,800.00	320	\$64,000.00	3,847,544.206	6,287%	08/24/2025
53	0	\$300.00	152	\$45,600.00	255	\$76,500.00	3,834,398.033	6,265%	08/16/2025
54	0	\$300.00	157	\$47,100.00	245	\$73,500.00	3,729,850.747	6,095%	08/23/2025
55	0	\$300.00	169	\$50,700.00	240	\$72,000.00	3,591,198.042	5,868%	08/21/2025
		Totals	625,787	\$16,298,235.00	987267	\$26,546,590.00			

56	0	\$300.00	146	\$43,800.00	264	\$79,200.00	3,940,682.924	6,439%	08/24/2025
57	0	\$300.00	152	\$45,600.00	258	\$77,400.00	3,851,121.948	6,293%	08/24/2025
58	0	\$300.00	160	\$48,000.00	253	\$75,900.00	3,749,055.692	6,126%	08/24/2025
59	0	\$300.00	154	\$46,200.00	256	\$76,800.00	3,821,268.29	6,244%	08/20/2025
60	0	\$300.00	155	\$46,500.00	259	\$77,700.00	3,828,695.654	6,256%	08/23/2025
61	0	\$500.00	98	\$49,000.00	157	\$78,500.00	3,767,999.997	6,157%	08/24/2025
62	0	\$500.00	103	\$51,500.00	160	\$80,000.00	3,723,193.917	6,084%	08/20/2025
63	0	\$500.00	102	\$51,000.00	154	\$77,000.00	3,681,562.496	6,016%	08/17/2025
64	0	\$500.00	108	\$54,000.00	146	\$73,000.00	3,517,795.273	5,748%	08/11/2025
65	0	\$500.00	192	\$96,000.00	317	\$158,500.00	3,811,473.479	6,228%	08/24/2025
66	0	\$500.00	94	\$47,000.00	160	\$80,000.00	3,855,118.108	6,299%	08/21/2025
67	0	\$500.00	101	\$50,500.00	156	\$78,000.00	3,714,863.809	6,070%	08/23/2025
68	0	\$1,000.00	6	\$6,000.00	4	\$4,000.00	2,448,000.042	4,000%	08/07/2025
69	0	\$1,000.00	3	\$3,000.00	7	\$7,000.00	4,284,000.074	7,000%	07/21/2025
		Totals	625,787	\$16,298,235.00	987267	\$26,546,590.00			

70	0	\$1,000.00	5	\$5,000.00	6	\$6,000.00	3,338,181.857	5,455%	08/18/2025
71	0	\$1,000.00	3	\$3,000.00	3	\$3,000.00	3,059,999.865	5,000%	04/17/2025
72	0	\$1,000.00	7	\$7,000.00	8	\$8,000.00	3,263,999.99	5,333%	05/16/2025
73	0	\$10,000.00	2	\$20,000.00	1	\$10,000.00	2,039,999.91	3,333%	05/09/2025
74	0	\$10,000.00	0	\$0.00	1	\$10,000.00	6,119,999.731	10,000%	05/02/2025
75	0	\$250,000.00	1	\$250,000.00	1	\$250,000.00	3,059,999.865	5,000%	08/21/2025
76	0	\$250,000.00	0	\$0.00	3	\$750,000.00	6,119,999.731	10,000%	05/09/2025
		Totals	625,787	\$16,298,235.00	987267	\$26,546,590.00			

TEXAS LOTTERY COMMISSION																	
NO. OF TICKETS:		6,120,000		Minimum:		5,880,000		END OF PRODUCTION PRIZE STRUCTURE									
NO. POOLS:		51.00		Maximum:		6,120,000		"BINGO MANIA" - GAME NO. 2578									
PACK SIZE:		50						7-Nov-24									
PACKS/POOL:		2,400															
PACKS/GAME:		122,400															
6,120,000				\$10 TICKETS		\$61,200,000		REVENUE		PRIZE FUND		\$42,844,825		PAYOUT %		70.01%	
PRIZE	PRIZE	TIER		# OF WAYS				WINNERS IN	WINNERS IN	WINNERS IN				PERCENT		VALIDATION	
LEVEL	CODE	CODE	GET:	TO WIN:	WIN:		1 IN:	51.00	50	120,000	PRIZE			OF PRIZE		TIER	
								POOLS	(PER PACK*)	(Per Pool)	COST			FUND **		LEVELS	
1	1	L	LINE Card 1	1	\$10		18.18	336,691	2.75	6,600,000	\$3,366,910			7.86%			
2	2	L	LINE Card 9	1	\$10		20.00	306,044	2.50	6,000,000	\$3,060,440			7.14%			
3	3	L	LINE Card 2	1	\$15		200.26	30,561	0.25	600,000	\$458,415			1.07%			
4	4	L	LINE Card 10	1	\$15		200.03	30,595	0.25	600,000	\$458,925			1.07%			
5	5	L	LINE Card 3	1	\$20		200.03	30,595	0.25	600,000	\$611,900			1.43%			
6	6	L	LINE Card 11	1	\$20		200.26	30,561	0.25	600,000	\$611,220			1.43%			
7	7	L	4 CORNERS Card 1	1	\$20		200.02	30,597	0.25	600,000	\$611,940			1.43%			
8	8	L	4 CORNERS Card 9	1	\$20		200.26	30,561	0.25	600,000	\$611,220			1.43%			
9	9	L	LINE Card 1 + \$10 BONUS	2	\$20		200.03	30,595	0.25	600,000	\$611,900			1.43%		LOW-TIER	
10	10	L	LINE Card 1 + LINE Card 9	2	\$20		200.02	30,597	0.25	600,000	\$611,940			1.43%		25.71%	
11	0	M	LINE Card 4	1	\$25		200.03	30,595	0.25	600,000	\$764,875			1.79%		****	
12	0	M	LINE Card 12	1	\$25		200.02	30,597	0.25	600,000	\$764,925			1.79%		****	
13	0	M	4 CORNERS Card 2	1	\$25		200.26	30,561	0.25	600,000	\$764,025			1.78%		****	
14	0	M	4 CORNERS Card 10	1	\$25		200.26	30,561	0.25	600,000	\$764,025			1.78%		****	
15	0	M	LINE Card 9 + LINE Card 10	2	\$25		199.69	30,647	0.25	600,000	\$766,175			1.79%		****	
16	0	M	LINE Card 1 + \$15 BONUS	2	\$25		200.02	30,597	0.25	600,000	\$764,925			1.79%		****	
17	0	M	LINE Card 2 + \$10 BONUS	2	\$25		200.02	30,597	0.25	600,000	\$764,925			1.79%		****	
18	0	M	LINE Card 5	1	\$30		200.26	30,561	0.250	600,000	\$916,830			2.14%		****	
19	0	M	LINE Card 13	1	\$30		199.69	30,647	0.250	600,000	\$919,410			2.15%		****	
20	0	M	LINE Card 2 + LINE Card 10	2	\$30		200.02	30,597	0.250	600,000	\$917,910			2.14%		****	
21	0	M	LINE Card 1 + 4 CORNERS Card 9	2	\$30		200.03	30,595	0.250	600,000	\$917,850			2.14%		****	
22	0	M	LINE Card 3 + \$10 BONUS	2	\$30		200.26	30,561	0.250	600,000	\$916,830			2.14%		****	
23	0	M	LINE Card 9 + \$20 BONUS	2	\$30		199.69	30,647	0.250	600,000	\$919,410			2.15%		****	
24	0	M	X Card 1	1	\$50		200.03	30,595	0.250	600,000	\$1,529,750			3.57%		****	
25	0	M	X Card 9	1	\$50		200.26	30,561	0.250	600,000	\$1,528,050			3.57%		****	
26	0	M	4 CORNERS Card 3	1	\$50		199.69	30,647	0.250	600,000	\$1,532,350			3.58%		****	
27	0	M	4 CORNERS Card 11	1	\$50		200.02	30,597	0.250	600,000	\$1,529,850			3.57%		****	
28	0	M	LINE Card 6	1	\$50		200.03	30,595	0.250	600,000	\$1,529,750			3.57%		****	
29	0	M	LINE Card 14	1	\$50		200.02	30,597	0.250	600,000	\$1,529,850			3.57%		****	
30	0	M	4 CORNERS Card 2 + LINE Card 12	2	\$50		199.69	30,647	0.250	600,000	\$1,532,350			3.58%		****	
31	0	M	LINE Card 5 + 4 CORNERS Card 1	2	\$50		200.26	30,561	0.250	600,000	\$1,528,050			3.57%		****	
32	0	M	LINE Card 13 + \$20 BONUS	2	\$50		199.69	30,647	0.250	600,000	\$1,532,350			3.58%		****	
33	0	M	LINE Card 1 + 4 CORNERS Card 9 + \$20 BONUS	3	\$50		200.03	30,595	0.250	600,000	\$1,529,750			3.57%		****	
34	0	M	X Card 2	1	\$100		6,005.89	1,019	0.008	20,000	\$101,900			0.24%			
35	0	M	X Card 10	1	\$100		5,959.10	1,027	0.008	20,000	\$102,700			0.24%			
36	0	M	4 CORNERS Card 4	1	\$100		6,000.00	1,020	0.008	20,000	\$102,000			0.24%			
37	0	M	4 CORNERS Card 12	1	\$100		5,930.23	1,032	0.008	20,000	\$103,200			0.24%			
38	0	M	LINE Card 7	1	\$100		5,959.10	1,027	0.008	20,000	\$102,700			0.24%			
39	0	M	LINE Card 15	1	\$100		5,930.23	1,032	0.008	20,000	\$103,200			0.24%			
40	0	M	X Card 1 + 4 CORNERS Card 11	2	\$100		5,924.49	1,033	0.008	20,000	\$103,300			0.24%			
41	0	M	X Card 9 + \$50 BONUS	2	\$100		6,035.50	1,014	0.008	20,000	\$101,400			0.24%			
42	0	M	LINE Card 10 + 4 CORNERS Card 1 + LINE Card 12 + LINE Card 3 + \$20 BONUS	5	\$100		3,925.59	1,559	0.013	30,000	\$155,900			0.36%			
43	0	M	X Card 3	1	\$200		7,906.98	774	0.006	15,000	\$154,800			0.36%			
44	0	M	X Card 11	1	\$200		7,917.21	773	0.006	15,000	\$154,600			0.36%			
45	0	M	4 CORNERS Card 5	1	\$200		7,896.77	775	0.006	15,000	\$155,000			0.36%			
46	0	M	4 CORNERS Card 13	1	\$200		7,836.11	781	0.006	15,000	\$156,200			0.36%			
47	0	M	LINE Card 8	1	\$200		7,906.98	774	0.006	15,000	\$154,800			0.36%			
48	0	M	LINE Card 16	1	\$200		7,948.05	770	0.006	15,000	\$154,000			0.36%			
49	0	M	X Card 2 + 4 CORNERS Card 12	2	\$200		11,814.67	518	0.004	10,000	\$103,600			0.24%			
50	0	M	X Card 1 + 4 CORNERS Card 11 + LINE Card 6 + LINE Card 14	4	\$200		11,837.52	517	0.004	10,000	\$103,400			0.24%			
51	0	M	X Card 9 + 4 CORNERS Card 3 + \$100 BONUS	3	\$200		11,906.61	514	0.004	10,000	\$102,800			0.24%			
52	0	M	LINE Card 9 + LINE Card 3 + LINE Card 11 + LINE Card 6 + X Card 1 + LINE Card 14	6	\$200		12,023.58	509	0.004	10,000	\$101,800			0.24%			
53	0	M	X Card 4	1	\$300		15,036.86	407	0.003	8,000	\$122,100			0.28%			
54	0	M	X Card 12	1	\$300		15,223.88	402	0.003	8,000	\$120,600			0.28%			
55	0	M	4 CORNERS Card 6	1	\$300		14,963.33	409	0.003	8,000	\$122,700			0.29%			

56	0	M	4 CORNERS Card 14	1	\$300	14,926.83	410	0.003	8.000	\$123,000	0.29%	
57	0	M	X Card 2 + X Card 11	2	\$300	14,926.83	410	0.003	8.000	\$123,000	0.29%	
58	0	M	LINE Card 6 + X Card 9 + 4 CORNERS Card 12 + X Card 2	4	\$300	14,818.40	413	0.003	8.000	\$123,900	0.29%	
59	0	M	4 CORNERS Card 2 + LINE Card 12 + X Card 1 + 4 CORNERS Card 3 + LINE Card 6 + X Card 10	6	\$300	14,926.83	410	0.003	8.000	\$123,000	0.29%	
60	0	M	X Card 3 + \$100 BONUS	2	\$300	14,782.61	414	0.003	8.000	\$124,200	0.29%	
61	0	M	X Card 5	1	\$500	24,000.00	255	0.002	5.000	\$127,500	0.30%	
62	0	M	X Card 13	1	\$500	23,269.96	263	0.002	5.000	\$131,500	0.31%	
63	0	M	4 CORNERS Card 7	1	\$500	23,906.25	256	0.002	5.000	\$128,000	0.30%	
64	0	M	4 CORNERS Card 15	1	\$500	24,094.49	254	0.002	5.000	\$127,000	0.30%	
65	0	M	4 CORNERS Card 9 + LINE Card 5 + 4 CORNERS Card 11 + X Card 2 + LINE Card 15 + LINE Card 8	6	\$500	12,023.58	509	0.004	10.000	\$254,500	0.59%	
66	0	M	X Card 3 + 4 CORNERS Card 14	2	\$500	24,094.49	254	0.002	5.000	\$127,000	0.30%	MID-TIER
67	0	M	X Card 12 + \$200 BONUS	2	\$500	23,813.23	257	0.002	5.000	\$128,500	0.30%	71.16%
68	0	H	X Card 6	1	\$1,000	612,000.00	10	0.000	0.196	\$10,000	0.02%	
69	0	H	X Card 14	1	\$1,000	612,000.00	10	0.000	0.196	\$10,000	0.02%	
70	0	H	4 CORNERS Card 8	1	\$1,000	556,363.64	11	0.000	0.216	\$11,000	0.03%	
71	0	H	4 CORNERS Card 16	1	\$1,000	1,020,000.00	6	0.000	0.118	\$6,000	0.01%	
72	0	H	LINE ALL CARDS + \$50 BONUS + \$50 BONUS	18	\$1,000	408,000.00	15	0.000	0.294	\$15,000	0.04%	
73	0	H	X Card 7	1	\$10,000	2,040,000.00	3	0.000	0.059	\$30,000	0.07%	
74	0	H	X Card 15	1	\$10,000	6,120,000.00	1	0.000	0.020	\$10,000	0.02%	
75	0	H	X Card 8	1	\$250,000	3,060,000.00	2 ***	0.000	0.039	\$500,000	1.17%	HIGH-TIER
76	0	H	X Card 16	1	\$250,000	2,040,000.00	3 ***	0.000	0.059	\$750,000	1.75%	3.13%

BONUS = Reveal 2 matching prize amounts in the same BONUS, win that amount.

Odds Tolerance
0.0005

3.7940	
3.7935	Odds Min
3.7945	Odds Max

Consolidated odds are 1 in:

\$10	9.52	642,735
\$15	100.07	61,156
\$20	33.35	183,506
\$25	28.58	214,155
\$30	33.33	183,608
\$50	20.00	306,042
\$100	626.86	9,763
\$200	912.75	6,705
\$300	1,868.70	3,275
\$500	2,988.28	2,048
\$1,000	117,692.31	52
\$10,000	1,530,000.00	4
\$250,000	1,224,000.00	5
		1,613,054

- * Each of the following GLEPS will be used in approximately 25% of each pack of 50 tickets.
- ** Numbers are rounded.
- *** This Number of prizes is guaranteed delivery to the Lottery.
- **** The \$25, \$30 and \$50 prize levels are included in the GLEPS but should be programmed as Mid-Tier and not part of the Low-Tier file.

CALLOUT:	Not applicable for this game.
----------	-------------------------------



INTEROFFICE MEMO

Ryan Mindell, Executive Director LaDonna Castañuela, Charitable Bingo Operations Director


Payment Approval

November 22, 2024

The attached invoice(s) for service is being submitted for approval.

Vendor Name	Pollard Banknote Limited
P.O. Number (if applicable)	362-25-9010 RL001
Tx Game #/Name	Game #2578 Bingo Mania
Draw #	
Invoice Number	8542783
Invoice Amount	\$1,531,774.80


The above referenced invoice(s) have been reviewed and certified as proper, accurate and should be paid by the Texas Lottery Commission.



Dale Bowersock (Scratch Ticket Strategy Coordinator)

11/22/2024


Date

 For Will Russ

Will Russ (Products Manager)

11/22/2024

Date



Robert Tirloni (Lottery Operations Division Director)

11/22/2024

Date

JB





140 Otter Street
Winnipeg, Manitoba
Canada R3T 0M8
Phone: (204) 474-2323
Fax: (204) 453-1375

INVOICE NO.: 8542783


Sold To: Texas Lottery Commission P.O. Box 16630 Austin, TX 78761-6630 United States	Ship To: Texas Lottery Commission P.O. Box 16630 Austin, TX 78761-6630 United States
Terms: Net 30 days after date of invoice	Due Date: December 19, 2024

Invoice Date	Order No.	Your Order	Customer No.
November 19, 2024	1238715		5008

Order name: BINGO MANIA #2578
PO Number:

Product Description	Quantity	Unit Price	Amount
Ticket Size 10 x 8	6,120,000	219.09 /M	1,340,830.80
Multiple Play Area	6,120,000	4.80 /M	29,376.00
Multi-colour translucent marking system	6,120,000	21.60 /M	132,192.00
Flood UV varnish on ticket front	6,120,000	4.80 /M	29,376.00
Before Taxes:			1,531,774.80 USD
Freight:			0.00
Deposit:			0.00
Amount Due:			1,531,774.80 USD

Under unit price 'M' = price per thousand.



Scratch Ticket Game Closing Analysis

02/26/23 Thru 02/22/25

Average Number of Weeks for 85% Average Sell Through (2 Years)

	Price Point								
Print Quantities	\$1	\$2	\$3	\$5	\$10	\$20	\$30	\$50	\$100
< 5M	None	None	None	None	Week 27*	None	None	None	None
5M-9.99M	Week 19	Week 24	Week 13*	Week 25	Week 22	None	None	Week 58*	None
10M-14.99M	Week 24*	None	None	Week 48*	None	Week 37*	None	None	None
15M-19.99M	Week 42	None	None	Week 64*	None	None	None	None	None
20M-24.99M	None	Week 50*	None	None	Week 72*	None	None	None	None
25M-29.99M	None	None	None	None	None	Week 63*	None	None	None
30M-34.99M	None	None	None	Week 54	None	None	None	None	None
>=35M	None	None	None	None	None	None	None	None	None

Average Weekly Dollar Sales at 85% Average Sell Through (2 Years)

	Price Point								
Print Quantities	\$1	\$2	\$3	\$5	\$10	\$20	\$30	\$50	\$100
< 5M	None	None	None	None	\$1,295,512	None	None	None	None
5M-9.99M	\$434,607	\$484,912	\$1,163,923	\$1,295,271	\$2,729,088	None	None	\$3,038,356	None
10M-14.99M	\$465,971	None	None	\$1,077,365	None	\$4,652,039	None	None	None
15M-19.99M	\$357,603	None	None	\$1,120,927	None	None	None	None	None
20M-24.99M	None	\$831,376	None	None	\$2,865,487	None	None	None	None
25M-29.99M	None	None	None	None	None	\$6,794,150	None	None	None
30M-34.99M	None	None	None	\$3,182,680	None	None	None	None	None
>=35M	None	None	None	None	None	None	None	None	None

None = No games at this level with 85% sell through

* Only one game at this level with 85% sell through

Excludes Promotional Tickets

Unaudited - For Internal Use Only