

**Scratch Ticket Game Closing Analysis  
SUMMARY REPORT**

**Scratch Ticket Information**

Date Completed 1/12/2026

Game #	2588	Confirmed Packs	11,616
Game Name	\$400 Million Mega Bucks	Active Packs	3,722
Quantity Printed	5,243,580	Warehouse Packs	34,206
Price Point	\$100	Returned Packs	106
Start Date	2/5/2024	Printed Payout Percentage	79.97%
Top Prize	\$5,000,000	Percent Sold	85.05%
Number of Top Prizes Remaining	2	Number of Weeks Out	101

**Current Game Sales Analysis**

TANGIBLE COSTS

**Expenditure Impact:**

Cost to print tickets	\$ 773,173	Actual ticket production costs
Prize payout expense	\$ 347,032,850	Data from Instant Ticket Tier Liability screen in ES

**Estimated Direct Costs** \$ 347,806,023

TANGIBLE BENEFITS

**Revenue Impact:**

Estimated sales	\$ 445,966,479	Based on # of tkts printed, times % sold from DaVinci report, times the price point
-----------------	----------------	---

**Total Estimated Benefits** \$ 445,966,479

**Excess of Revenue over Expended** \$ 98,160,456

INTANGIBLE POSITIVE BENEFITS:

- Allows for open bin space for new games at same price point with higher average weekly sales.
- Allows retailers to return inventory to TLC that is not selling thus releasing their financial burden

INTANGIBLE NEGATIVE BENEFITS:

- There are still valuable prizes remaining in this game.

Assumptions:

--Estimated sales revenue is calculated based on the number of tickets printed times the percent sold from the DaVinci report. The percent sold amount is based on pack settlements. Some partial packs could be returned thus slightly reducing the sales revenue amount reported above.

**Weekly Sales Comparison Information**

Previous 3 Weeks Sales from DaVinci		
Most recent week sales	\$	2,177,900
Next week	\$	2,328,400
Next week	\$	2,279,400
Avg Weekly Sales Current Game	\$	2,261,900
Avg Weekly Sales \$50; 5M-9.99M Qty*	\$	3,038,356
<b>Percentage Of Variance In Sales</b>		<b>26%</b>

### Scratch Ticket Game Closing Analysis RECOMMENDATION AND APPROVALS

#### Instant Ticket Information

Game #	2588	Printed Payout Percentage	79.97%
Game Name	\$400 Million Mega Bucks	Actual Payout Percentage	77.82%
Percent Sold	85.05%	Number of Weeks Out	101
Average # of Weeks for 85% Sell-through for Same Price Point Game With Similar Print Run.*			58

\* No games at the \$100 5M-9.99M level so the \$50 5M-9.99M level was used. Only one game at this level with 85% sell through.

#### Recommendation

- Based on the findings in this Summary Report, I am recommending closing the above game.
- I am recommending closing the above game based on the below business reason(s):

---



---



---

*Dale Bowersock* \_\_\_\_\_ 1/12/2026  
 Scratch Ticket Strategy Coordinator \_\_\_\_\_ Date \_\_\_\_\_

*Will Russ* \_\_\_\_\_ 1/12/2026  
 Products Manager \_\_\_\_\_ Date \_\_\_\_\_

By signing below, I agree with the recommendation of the Products Department Staff to close the above game.

Not Required - >85% Sell Through  
 \_\_\_\_\_  
 Interim Lottery Operations Division Director \_\_\_\_\_ Date \_\_\_\_\_

Not Required - >85% Sell Through  
 \_\_\_\_\_  
 Chief Financial Officer \_\_\_\_\_ Date \_\_\_\_\_

Not Required - >85% Sell Through  
 \_\_\_\_\_  
 Interim Lottery and Charitable Bingo Deputy Executive Director \_\_\_\_\_ Date \_\_\_\_\_

Not Required - >85% Sell Through  
 \_\_\_\_\_  
 Executive Director \_\_\_\_\_ Date \_\_\_\_\_



Product Line	Game	\$	Tix Run	Name	Start	Call	Close	Wks	% Sold	Confirmed	Active	Ware	Return	Net Sales			
														1/10/26	1/3/26	12/27/25	12/20/25
Mature	2400	\$100	10,379,010	\$20 MILLION SUPREME	5/16/22			191	81.59%	4,086	1,238	119,691	69	\$800,900.00	\$817,700.00	\$829,500.00	\$869,300.00
	2588	\$100	5,243,580	\$400 MILLION MEGA BUCKS	2/5/24			101	85.05%	11,616	3,722	34,206	106	\$2,177,900.00	\$2,328,400.00	\$2,279,400.00	\$2,310,800.00
	2665	\$100	5,645,205	\$5,000,000 FORTUNE	2/3/25			49	37.08%	15,833	4,896	213,485	74	\$2,848,600.00	\$2,969,700.00	\$2,973,000.00	\$2,947,300.00
	2587	\$100	6,027,705	LOTERIA SUPREME	8/18/25			21	18.20%	27,268	7,873	289,167	111	\$5,301,800.00	\$5,232,400.00	\$5,352,900.00	\$5,242,100.00
Out of Wareh	2696	\$1	9,096,900	WHITE ELEPHANT	11/3/25			10	65.47%	2,964	15,788	85	85	\$563,754.00	\$647,897.00	\$767,481.00	\$750,700.00
Sold/Closing	2617	\$1	25,187,700	\$5,000 BLITZ	1/6/25	2/8/26	3/25/26	53	67.92%	2,090	2,431	48,144	43	\$69,371.00	\$65,159.00	\$65,352.00	\$69,107.00
	2634	\$2	9,296,125	\$30,000 CASH	3/17/25	12/7/25	1/21/26	43	80.34%	105	45	10,655	1,637	-\$18,960.00	\$4,584.00	\$9,488.00	-\$3,208.00
	2614	\$2	24,053,500	BREAK THE BANK	12/2/24	2/8/26	3/25/26	58	93.00%	2,051	1,698	8,196	61	\$118,100.00	\$136,704.00	\$138,744.00	\$130,786.00
	2584	\$5	17,318,475	BINGO TIMES 20	9/16/24	12/3/25	1/17/26	69	83.67%	406	51	29,350	1,197	\$15,800.00	\$44,085.00	\$76,565.00	\$147,430.00
	2639	\$5	7,217,100	DOUBLE SIDED DOLLARS	5/19/25	1/4/26	2/18/26	34	64.32%	440	303	29,120	2,735	\$49,050.00	\$77,585.00	\$78,265.00	\$97,615.00
	2657	\$5	7,318,950	JAWS	6/2/25	2/8/26	3/25/26	32	75.58%	1,200	862	20,094	906	\$79,215.00	\$89,715.00	\$104,030.00	\$110,485.00
	2651	\$5	7,158,300	LADY LUCK MULTIPLIER	6/16/25	2/8/26	3/25/26	30	69.98%	1,589	1,101	23,088	2,000	\$103,655.00	\$145,605.00	\$152,215.00	\$159,765.00
	2582	\$10	22,209,750	\$250,000 50X CASHWORD	7/1/24	1/4/26	2/18/26	80	88.64%	3,660	1,308	32,922	2,634	\$498,040.00	\$590,560.00	\$646,190.00	\$740,530.00
	2474	\$10	9,174,000	\$250 GRAND	6/2/25	2/8/26	3/25/26	32	56.42%	4,732	2,878	70,383	722	\$480,430.00	\$577,080.00	\$578,420.00	\$587,730.00
	2620	\$10	13,291,800	\$500,000 BLITZ	1/6/25	2/8/26	3/25/26	53	46.50%	2,760	1,372	136,552	236	\$186,420.00	\$240,070.00	\$244,890.00	\$247,380.00
	2494	\$10	7,920,850	DAZZLING WINNINGS	4/21/25	2/8/26	3/25/26	38	53.63%	3,348	1,599	67,469	57	\$237,980.00	\$286,140.00	\$281,870.00	\$269,840.00
	2563	\$10	49,168,200	MEGA LOTERIA	2/19/24	12/7/25	1/21/26	99	90.23%	530	194	76,813	5,647	\$133,100.00	\$252,800.00	\$381,630.00	\$531,230.00
	2621	\$20	7,159,825	\$1,000,000 BLITZ	1/6/25	12/7/25	1/21/26	53	48.51%	280	145	137,480	3,163	-\$10,800.00	\$84,420.00	\$98,320.00	\$113,260.00
	2630	\$20	5,946,300	COLOSSAL CASH	2/17/25	2/8/26	3/25/26	47	56.51%	5,838	2,860	93,078	66	\$480,140.00	\$553,560.00	\$592,960.00	\$515,220.00
	2586	\$20	25,615,950	MILLION DOLLAR LOTERIA	4/15/24			91	96.39%	17,948	4,047	9,970	295	\$1,842,600.00	\$2,140,840.00	\$2,216,340.00	\$2,013,760.00
	2518	\$50	7,928,240	500X LOTERIA SPECTACULAR	5/20/24			86	90.96%	11,220	3,102	18,383	136	\$1,541,600.00	\$1,704,900.00	\$1,709,850.00	\$1,797,700.00
	2515	\$100	8,875,515	LOTERIA SUPREME	4/3/23	1/4/26	2/18/26	145	87.66%	4,484	1,383	54,624	1,493	\$665,500.00	\$1,309,000.00	\$1,361,300.00	\$1,419,500.00

Liability for 2588 / \$400 MILLION MEGA BUCKS

Tier	Reference	Tier Value	Outstanding Tier Count	Outstanding Tier Amount	Tickets Paid	Amount Paid	Estimated Tickets Sold	Percent Paid	Last Date Cashed
1	1	\$150.00	88,155	\$13,223,250.00	471271	\$70,690,650.00	4,417,290.562	8,424%	01/11/2026
2	2	\$200.00	43,667	\$8,733,400.00	235929	\$47,185,800.00	4,424,643.363	8,438%	01/11/2026
3	3	\$300.00	10,840	\$3,252,000.00	59054	\$17,716,200.00	4,430,342.709	8,449%	01/11/2026
4	4	\$300.00	10,743	\$3,222,900.00	59244	\$17,773,200.00	4,438,690.807	8,465%	01/11/2026
5	5	\$500.00	10,700	\$5,350,000.00	59194	\$29,597,000.00	4,440,845.774	8,469%	01/11/2026
6	6	\$500.00	21,249	\$10,624,500.00	118525	\$59,262,500.00	4,446,430.091	8,480%	01/11/2026
7	7	\$500.00	21,156	\$10,578,000.00	118748	\$59,374,000.00	4,450,656.435	8,488%	01/11/2026
8	0	\$1,000.00	1,364	\$1,364,000.00	6596	\$6,596,000.00	4,345,056.995	8,286%	01/09/2026
9	0	\$1,000.00	1,630	\$1,630,000.00	8075	\$8,075,000.00	4,362,896.291	8,320%	01/09/2026
10	0	\$1,000.00	2,902	\$2,902,000.00	14685	\$14,685,000.00	4,378,346.068	8,350%	01/09/2026
11	0	\$2,500.00	458	\$1,145,000.00	2111	\$5,277,500.00	4,308,757.252	8,217%	01/09/2026
12	0	\$50,000.00	1	\$50,000.00	10	\$500,000.00	4,766,890.93	9,091%	01/02/2026
13	0	\$50,000.00	4	\$200,000.00	6	\$300,000.00	3,146,148.014	6,000%	09/08/2025
14	0	\$5,000,000.00	2	\$10,000,000.00	2	\$10,000,000.00	2,621,790.011	5,000%	06/19/2025
<b>Totals</b>						<b>1153450</b>	<b>\$347,032,850.00</b>		
				<b>\$72,275,050.00</b>					

Minimum: 5,056,800  
Maximum: 5,263,200

TEXAS LOTTERY COMMISSION  
"\$400 MILLION MEGA BUCKS" - GAME NO. 2588  
END OF PRODUCTION PRIZE STRUCTURE  
14-Sep-23

5,243,580  
43,70  
15  
8,000  
349,572  
5,243,580

PRIZE LEVEL	PRIZE CODE	TIER CODE	GET:	# OF WAYS TO WIN:	WIN:	\$100 TICKETS	REVENUE	PRIZE FUND	WINNERS IN (PER PACK*)	WINNERS IN (Per Pool)	PRIZE COST	PERCENT OF FUND **	VALIDATION TIER LEVELS
1	1	G	\$150	1	\$150	9.37	559,426	1,600	15	12,800,000	\$83,913,900	20.01%	
2	2	G	\$200	1	\$200	18.75	279,596	0.800	0.200	6,400,000	\$55,919,200	13.34%	
3	3	G	\$300	1	\$300	75.02	69,894	0.200	0.200	1,600,000	\$20,968,200	5.00%	
4	4	G	\$150(2X)	1	\$300	74.92	69,987	0.200	0.200	1,600,000	\$20,996,100	5.01%	
5	5	G	\$500	1	\$500	75.02	69,894	0.200	0.200	1,600,000	\$34,947,000	8.33%	
6	6	G	\$200 + \$150(2X)	2	\$500	37.51	139,774	0.400	0.400	3,200,000	\$69,887,000	16.67%	LOW-TIER ****
7	7	G	\$150 x 2 + \$200	3	\$500	37.48	139,904	0.400	0.400	3,200,000	\$69,952,000	16.68%	85.04%
8	0	H	\$1,000	1	\$1,000	658.74	7,960	0.023	0.023	182,166	\$7,960,000	1.90%	
9	0	H	\$500(2X)	1	\$1,000	540.30	9,705	0.028	0.028	222,100	\$9,705,000	2.31%	
10	0	H	\$150 x 2 + \$200(2X) + \$300	4	\$1,000	298.15	17,587	0.050	0.050	402,481	\$17,587,000	4.19%	
11	0	H	\$2,500	1	\$2,500	2,041.10	2,569	0.007	0.007	58,792	\$6,422,500	1.53%	
12	0	H	\$150 x 2 + \$200 + \$500 x 4 + \$1,000 x 20 + \$2,500 x 11	38	\$50,000	476,689.09	11	0.000	0.000	0.252	\$500,000	0.11%	
13	0	H	\$50,000	1	\$50,000	524,358.00	10	0.000	0.000	0.229	\$500,000	0.12%	HIGH-TIER
14	0	H	\$5,000,000	1	\$5,000,000	1,310,895.00	4 ****	0.000	0.000	0.092	\$20,000,000	4.77%	14.96%
						3.84	1,366,321	3.91		31,266,111	\$	100.00%	100.00%
						3.8377							

Note: (2X) = win DOUBLE the prize by revealing one (1) "DIAMOND" Play Symbol in the main play area.

Consolidated odds are 1 in: \$150  
\$200  
\$300  
\$500  
\$1,000  
\$2,500  
\$50,000  
\$5,000,000

\* Each of the following GLEPS will be used in approximately 20% of each pack of 15 tickets.  
\*\* Numbers are rounded.  
\*\*\* This number of prizes is guaranteed delivery to the Lottery.  
\*\*\*\* The \$150, \$200, \$300 and \$500 prize levels are included in the GLEPS, programmed as G-Tiers and included in the Low-Tier file.

CALLOUT:

"OVER \$400 MILLION IN TOTAL PRIZES!"  
"PRIZES STARTING AT \$150!"  
"OVER 365,000 PRIZES FROM \$500 TO \$1,000!"



# INTEROFFICE MEMO

Gary Grief, Executive Director    LaDonna Castañuela, Charitable Bingo Operations Director

## Payment Approval

January 3, 2024


The attached invoice(s) for service is being submitted for approval.

Vendor Name	Pollard Banknote Limited
P.O. Number (if applicable)	362-24-9010RL004
Tx Game #/Name	#2588 \$400 Million Mega Bucks
Draw #	
Invoice Number	8537310
Invoice Amount	\$773,172.60

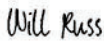
The above referenced invoice(s) have been reviewed and certified as proper, accurate and should be paid by the Texas Lottery Commission.

JB




  
 \_\_\_\_\_  
 Dale Bowersock (Scratch Ticket Strategy Coordinator)

1/3/2024  
 \_\_\_\_\_  
 Date

  
 \_\_\_\_\_  
 Will Russ (Products Manager)

1/4/2024  
 \_\_\_\_\_  
 Date

  
 \_\_\_\_\_  
 Robert Tirloni (Lottery Operations Division Director)

1/5/2024  
 \_\_\_\_\_  
 Date

Please return to Maria Perez in the Office of the Controller by

**January 13, 2024**



140 Otter Street  
 Winnipeg, Manitoba  
 Canada R3T 0M8  
 Phone: (204) 474-2323  
 Fax: (204) 453-1375

**INVOICE NO.: 8537310**

<b>Sold To:</b> Texas Lottery Commission P.O. Box 16630 Austin, TX 78761-6630 United States	<b>Ship To:</b> IGT Texas Distribution Center 8520 Tuscany Way Building #6, Suite 100 Attn: Texas Lottery Warehouse Rep Austin, Texas 78754 United States
<b>Terms:</b> Net 30 days after date of invoice	<b>Due Date:</b> January 19, 2024

Invoice Date	Order No.	Your Order	Customer No.
December 20, 2023	1220487		5008

**Order name:** \$400 MILLION MEGA BUCKS #2588  
**PO Number:**

Product Description	Quantity	Unit Price	Amount
Ticket Size 12 x 4	5,243,580	42.06 /M	220,544.97
Spectrum process applied to Scratch FX®	5,243,580	84.00 /M	440,460.72
Four colour process / Spectrum base graphics	5,243,580	12.00 /M	62,922.96
Multiple Play Area	5,243,580	2.40 /M	12,584.59
Spectrum process applied to Scratch FX®	1	5,000.00 Ea	5,000.00
Inserts	1	31,659.35 Ea	31,659.35

Under unit price 'M' = price per thousand.

<b>Before Taxes:</b>	773,172.60 USD
<b>Freight:</b>	0.00
<b>Deposit:</b>	0.00
<b>Amount Due:</b>	773,172.60 USD



## Scratch Ticket Game Closing Analysis

02/26/23 Thru 02/22/25

### Average Number of Weeks for 85% Average Sell Through (2 Years)

Print Quantities	Price Point								
	\$1	\$2	\$3	\$5	\$10	\$20	\$30	\$50	\$100
< 5M	None	None	None	None	Week 27*	None	None	None	None
5M-9.99M	Week 19	Week 24	Week 13*	Week 25	Week 22	None	None	Week 58*	None
10M-14.99M	Week 24*	None	None	Week 48*	None	Week 37*	None	None	None
15M-19.99M	Week 42	None	None	Week 64*	None	None	None	None	None
20M-24.99M	None	Week 50*	None	None	Week 72*	None	None	None	None
25M-29.99M	None	None	None	None	None	Week 63*	None	None	None
30M-34.99M	None	None	None	Week 54	None	None	None	None	None
>=35M	None	None	None	None	None	None	None	None	None

### Average Weekly Dollar Sales at 85% Average Sell Through (2 Years)

Print Quantities	Price Point								
	\$1	\$2	\$3	\$5	\$10	\$20	\$30	\$50	\$100
< 5M	None	None	None	None	\$1,295,512	None	None	None	None
5M-9.99M	\$434,607	\$484,912	\$1,163,923	\$1,295,271	\$2,729,088	None	None	\$3,038,356	None
10M-14.99M	\$465,971	None	None	\$1,077,365	None	\$4,652,039	None	None	None
15M-19.99M	\$357,603	None	None	\$1,120,927	None	None	None	None	None
20M-24.99M	None	\$831,376	None	None	\$2,865,487	None	None	None	None
25M-29.99M	None	None	None	None	None	\$6,794,150	None	None	None
30M-34.99M	None	None	None	\$3,182,680	None	None	None	None	None
>=35M	None	None	None	None	None	None	None	None	None

None = No games at this level with 85% sell through

\* Only one game at this level with 85% sell through

Excludes Promotional Tickets  
Unaudited - For Internal Use Only