

**TEXAS LOTTERY COMMISSION**  
**Scratch Ticket Game Closing Analysis**  
**SUMMARY REPORT**

**Instant Ticket Information**

Date Completed

2/6/2025

Game #	2592	Confirmed Packs	8,126
Game Name	Game of Thrones	Active Packs	5,524
Quantity Printed	7,018,575	Warehouse Packs	8,417
Price Point	\$5	Returned Packs	458
Start Date	10/7/2024	Printed Payout Percentage	68.04%
Top Prize	\$ 100,000	Percent Sold	71.91%
Number of Top Prizes Remaining	0	Number of Weeks Out	17

**Current Game Sales Analysis**

**TANGIBLE COSTS**

**Expenditure Impact:**

Cost to print tickets	\$ 770,270	Actual ticket production costs
2nd Chance Prize Allocation	\$ 603,000	From EOPPS and WP
Prize payout expense	\$ 16,508,285	Data from Instant Ticket Tier Liability screen in ES

**Estimated Direct Costs** \$ 17,881,555

**TANGIBLE BENEFITS**

**Revenue Impact:**

Estimated sales	\$ 25,235,286	Based on # of tkts printed, times % sold from DaVinci report, times the price point
<b>Total Estimated Benefits</b>	<u>\$ 25,235,286</u>	

**Excess of Revenue over Expended** \$ 7,353,732

**INTANGIBLE POSITIVE BENEFITS:**

- Allows for open bin space for new games at same price point with higher average weekly sales.
- Allows retailers to return inventory to TLC that is not selling thus releasing their financial burden

**INTANGIBLE NEGATIVE BENEFITS:**

- There are still valuable prizes remaining in this game.

**Assumptions:**

--Estimated sales revenue is calculated based on the number of tickets printed times the percent sold from the DaVinci report. The percent sold amount is based on pack settlements. Some partial packs could be returned thus slightly reducing the sales revenue amount reported above.

**Weekly Sales Comparison Information**

<u>Previous 3 Weeks Sales from DaVinci</u>		
Most recent week sales	\$	718,835
Next week	\$	711,745
Next week	\$	833,300
Avg Weekly Sales Current Game	\$	754,627
Avg Weekly Sales \$5; 5M-9.99M Qty	\$	1,696,811
<b>Percentage Of Variance In Sales</b>		<b>56%</b>

**TEXAS LOTTERY COMMISSION**  
**Scratch Ticket Game Closing Analysis**  
**RECOMMENDATION AND APPROVALS**

**Instant Ticket Information**

Game #	<input type="text" value="2592"/>	Printed Payout Percentage	<input type="text" value="68.04%"/>
Game Name	<input type="text" value="Game of Thrones"/>	Actual Payout Percentage	<input type="text" value="67.81%"/>
Percent Sold	<input type="text" value="71.91%"/>	Number of Weeks Out	<input type="text" value="17"/>
Average # of Weeks for 85% Sell-through for Same Price Point Game With Similar Print Run.			<input type="text" value="20"/>

**Recommendation**

☒ Based on the findings in this Summary Report, I am recommending closing the above game.

☐ I am recommending closing the above game based on the below business reason(s):

---

---

---

***Not Required - All Top Prizes Claimed***

---

Scratch Ticket Strategy Coordinator      Date

***Not Required - All Top Prizes Claimed***

---

Products Manager      Date

By signing below, I agree with the recommendation of the Products Department Staff to close the above game.

***Not Required - All Top Prizes Claimed***

---

Lottery Operations Division Director      Date

***Not Required - All Top Prizes Claimed***

---

Controller      Date

N/A

---

Deputy Executive Director      Date

***Not Required - All Top Prizes Claimed***

---

Executive Director      Date



# Play the Games of Texas!

Da Vinci Report

2/6/25

Week End Date:2/1/25

Product Line	Game	\$	Tix Run	Name	Start	Call	Close	Wks	% Sold	Confirmed	Active	Ware	Return	Net Sales			
														2/1/25	1/25/25	1/18/25	1/11/25
Mature	2504	\$3	35,510,250	CROSSWORD	3/4/24			48	49.34%	8,224	5,012	127,865	30	\$757,272.00	\$692,040.00	\$757,575.00	\$776,742.00
	2508	\$3	32,963,925	TEXAS LOTERIA	1/16/24			55	65.56%	14,536	10,156	120,391	30	\$1,140,357.00	\$1,043,262.00	\$1,134,435.00	\$1,051,656.00
	2594	\$5	11,251,950	\$200,000 LUCKY 7S	9/3/24			22	71.87%	9,373	5,467	23,712	41	\$1,060,105.00	\$1,010,830.00	\$1,100,975.00	\$1,125,460.00
	2543	\$5	25,097,475	50X POWER BLITZ	1/2/24			57	52.72%	8,009	3,404	144,514	41	\$449,030.00	\$380,985.00	\$387,885.00	\$323,960.00
	2584	\$5	17,318,475	BINGO TIMES 20	9/16/24			20	34.18%	12,380	7,397	128,142	215	\$1,158,290.00	\$1,074,855.00	\$1,216,165.00	\$1,165,390.00
	2579	\$5	9,733,350	COWBOYS	8/19/24			24	41.29%	4,403	2,734	66,048	443	\$288,010.00	\$288,595.00	\$343,605.00	\$397,790.00
	2592	\$5	7,018,575	GAME OF THRONES	10/7/24			17	71.91%	8,126	5,524	8,417	458	\$718,835.00	\$711,745.00	\$833,300.00	\$833,685.00
	2540	\$5	7,186,500	HIGH ROLLER	8/5/24			26	50.33%	2,676	1,582	41,900	179	\$153,775.00	\$145,315.00	\$175,825.00	\$184,950.00
	2580	\$5	5,504,925	HOUSTON TEXANS	8/19/24			24	55.07%	3,107	1,762	26,055	299	\$203,695.00	\$210,925.00	\$278,935.00	\$324,710.00
	2505	\$5	32,640,150	SUPER CASHWORD	6/5/23			87	88.92%	8,251	3,707	31,929	455	\$689,665.00	\$708,810.00	\$776,980.00	\$766,725.00
	2585	\$5	49,850,175	SUPER LOTERIA	6/17/24			33	61.71%	36,891	13,632	189,242	195	\$4,904,840.00	\$4,596,640.00	\$4,743,035.00	\$4,664,385.00
	2602	\$5	7,342,350	WILD SIDE	10/21/24			15	51.23%	9,305	6,097	29,001	211	\$725,635.00	\$712,470.00	\$830,685.00	\$828,585.00
	2582	\$10	22,209,750	\$250,000 50X CASHWORD	7/1/24			31	40.20%	23,406	8,229	226,743	40	\$2,933,110.00	\$2,658,950.00	\$2,857,440.00	\$2,762,210.00
	2598	\$10	10,877,800	\$50 \$100 OR \$500	7/15/24			29	55.53%	12,657	4,787	75,162	562	\$1,237,380.00	\$1,198,690.00	\$1,309,170.00	\$1,269,640.00
	2595	\$10	8,195,600	\$500,000 LUCKY 7S	9/3/24			22	81.99%	15,109	7,571	2,075	35	\$2,138,690.00	\$1,933,130.00	\$2,205,480.00	\$2,152,060.00
	2544	\$10	20,116,650	100X POWER BLITZ	1/2/24			57	53.98%	10,511	3,924	167,564	35	\$1,154,930.00	\$959,470.00	\$1,091,220.00	\$934,850.00
	2413	\$10	28,619,300	CASH BLOWOUT	3/6/23			100	52.66%	2,935	1,479	265,028	19	\$364,960.00	\$367,470.00	\$391,900.00	\$356,470.00
	2612	\$10	8,199,300	CASH PAYOUT	10/7/24			17	49.23%	15,978	7,614	55,683	55	\$1,541,510.00	\$1,517,370.00	\$1,662,680.00	\$1,755,240.00
	2623	\$10	25,555,150	LIMITED EDITION MEGA LOTERIA	8/5/24			26	52.58%	38,948	10,031	182,550	27	\$4,768,060.00	\$4,490,040.00	\$4,702,850.00	\$4,532,050.00
	2563	\$10	49,168,200	MEGA LOTERIA	2/19/24			50	61.55%	35,772	8,918	322,938	51	\$4,299,650.00	\$4,080,320.00	\$4,344,250.00	\$4,241,830.00
	2583	\$20	15,298,725	\$1,000,000 CROSSWORD	5/20/24			37	55.54%	35,938	8,768	217,398	33	\$4,476,780.00	\$4,163,400.00	\$4,328,300.00	\$4,189,820.00
	2596	\$20	5,105,225	\$1,000,000 LUCKY 7S	9/3/24			22	65.94%	18,243	6,396	40,444	60	\$1,793,100.00	\$1,736,820.00	\$1,846,580.00	\$1,860,660.00
	2545	\$20	10,249,975	200X POWER BLITZ	1/2/24			57	59.73%	11,824	3,800	146,027	49	\$1,065,200.00	\$918,660.00	\$1,023,540.00	\$936,860.00
	2570	\$20	6,117,700	JACKPOT MILLIONS	6/3/24			35	58.37%	9,649	4,163	85,386	72	\$873,820.00	\$799,000.00	\$883,400.00	\$883,500.00
	2603	\$20	6,609,600	LUCKY MILLIONS	10/21/24			15	35.79%	20,515	7,417	137,411	38	\$2,027,040.00	\$1,781,140.00	\$2,037,500.00	\$2,161,160.00
	2586	\$20	25,615,950	MILLION DOLLAR LOTERIA	4/15/24			42	51.54%	45,987	10,933	425,615	50	\$6,200,700.00	\$5,551,480.00	\$5,956,840.00	\$5,427,940.00
	2575	\$20	7,982,300	VIP MILLIONS	7/1/24			31	60.39%	14,469	5,522	102,044	62	\$1,867,340.00	\$1,646,880.00	\$1,779,320.00	\$1,781,520.00
	2561	\$30	7,080,625	MAXIMUM MILLIONS	4/1/24			44	50.24%	10,738	3,950	123,702	96	\$1,027,800.00	\$983,370.00	\$1,021,650.00	\$1,032,510.00
	2517	\$30	9,225,150	MILLIONAIRE MAKER	8/14/23			77	55.46%	5,752	1,984	154,537	50	\$676,530.00	\$615,060.00	\$670,080.00	\$682,350.00
	2591	\$30	6,047,525	ULTIMATE RICHES	8/19/24			24	37.67%	16,704	6,017	124,447	56	\$1,780,860.00	\$1,708,890.00	\$1,850,400.00	\$1,769,610.00
	2455	\$50	10,237,540	\$5,000,000 ULTIMATE	1/16/23			107	71.11%	7,055	1,604	137,249	65	\$834,000.00	\$811,750.00	\$921,050.00	\$819,550.00
	2589	\$50	6,082,060	500X	9/16/24			20	36.36%	21,893	5,570	161,280	65	\$3,756,300.00	\$3,779,150.00	\$4,505,650.00	\$4,146,000.00
	2435	\$50	10,070,440	500X LOTERIA SPECTACULAR	3/6/23			100	82.09%	7,207	1,558	79,361	83	\$979,100.00	\$923,400.00	\$1,087,650.00	\$999,350.00

Liability for 2592 / GAME OF THRONES

Tier ◆	Reference ◆	Tier Value ◆	Outstanding Tier Count ◆	Outstanding Tier Amount ◆	Tickets Paid ◆	Amount Paid ◆	Estimated Tickets Sold ◆	Percent Paid ◆	Last Date Cashed ◆
1	1	\$5.00	224,470	\$1,122,350.00	477433	\$2,387,165.00	4,774,020.51	6,802%	02/05/2025
2	2	\$10.00	86,517	\$865,170.00	194220	\$1,942,200.00	4,855,603.773	6,918%	02/05/2025
3	3	\$10.00	82,691	\$826,910.00	198106	\$1,981,060.00	4,951,697.557	7,055%	02/05/2025
4	4	\$20.00	7,032	\$140,640.00	16319	\$326,380.00	4,904,977.321	6,989%	02/05/2025
5	5	\$20.00	13,354	\$267,080.00	33488	\$669,760.00	5,017,677.29	7,149%	02/05/2025
6	6	\$20.00	13,281	\$265,620.00	33501	\$670,020.00	5,026,063.039	7,161%	02/05/2025
7	7	\$20.00	13,324	\$266,480.00	33475	\$669,500.00	5,020,338.001	7,153%	02/05/2025
8	0	\$25.00	7,035	\$175,875.00	16353	\$408,825.00	4,907,420.77	6,992%	02/05/2025
9	0	\$25.00	6,862	\$171,550.00	16532	\$413,300.00	4,959,865.004	7,067%	02/05/2025
10	0	\$25.00	6,663	\$166,575.00	16688	\$417,200.00	5,015,887.097	7,147%	02/05/2025
11	0	\$25.00	6,561	\$164,025.00	16833	\$420,825.00	5,050,169.829	7,195%	02/05/2025
12	0	\$50.00	6,863	\$343,150.00	16525	\$826,250.00	4,959,036.766	7,066%	02/05/2025
13	0	\$50.00	6,896	\$344,800.00	16552	\$827,600.00	4,954,429.094	7,059%	02/05/2025
		<b>Totals</b>	<b>502,336</b>	<b>\$6,764,175.00</b>	<b>1138253</b>	<b>\$16,508,285.00</b>			

14	0	\$50.00	6,787	\$339,350.00	16607	\$830,350.00	4,982,366.206	7,099%	02/05/2025
15	0	\$50.00	6,470	\$323,500.00	16881	\$844,050.00	5,073,896.817	7,229%	02/05/2025
16	0	\$100.00	866	\$86,600.00	2054	\$205,400.00	4,937,038.716	7,034%	02/05/2025
17	0	\$100.00	1,710	\$171,000.00	4115	\$411,500.00	4,958,186.459	7,064%	02/05/2025
18	0	\$100.00	1,713	\$171,300.00	4126	\$412,600.00	4,959,520.543	7,066%	02/05/2025
19	0	\$100.00	785	\$78,500.00	2143	\$214,300.00	5,136,887.372	7,319%	02/05/2025
20	0	\$100.00	1,323	\$132,300.00	3486	\$348,600.00	5,087,700.655	7,249%	02/05/2025
21	0	\$200.00	183	\$36,600.00	388	\$77,600.00	4,769,189.318	6,795%	02/05/2025
22	0	\$200.00	271	\$54,200.00	619	\$123,800.00	4,881,458.342	6,955%	02/04/2025
23	0	\$200.00	231	\$46,200.00	649	\$129,800.00	5,176,199.064	7,375%	02/05/2025
24	0	\$200.00	162	\$32,400.00	431	\$86,200.00	5,101,190.264	7,268%	02/05/2025
25	0	\$500.00	55	\$27,500.00	119	\$59,500.00	4,800,059.918	6,839%	02/05/2025
26	0	\$500.00	54	\$27,000.00	128	\$64,000.00	4,936,140.666	7,033%	02/05/2025
27	0	\$500.00	48	\$24,000.00	113	\$56,500.00	4,926,080.586	7,019%	02/05/2025
		<b>Totals</b>	<b>502,336</b>	<b>\$6,764,175.00</b>	<b>1138253</b>	<b>\$16,508,285.00</b>			

28	0	\$500.00	46	\$23,000.00	136	\$68,000.00	5,244,649.458	7,473%	02/05/2025
29	0	\$500.00	41	\$20,500.00	130	\$65,000.00	5,335,758.778	7,602%	02/05/2025
30	0	\$1,000.00	7	\$7,000.00	17	\$17,000.00	4,971,490.694	7,083%	02/03/2025
31	0	\$1,000.00	10	\$10,000.00	26	\$26,000.00	5,068,970.854	7,222%	01/06/2025
32	0	\$1,000.00	12	\$12,000.00	27	\$27,000.00	4,859,013.474	6,923%	01/23/2025
33	0	\$1,000.00	11	\$11,000.00	16	\$16,000.00	4,159,155.6	5,926%	02/03/2025
34	0	\$5,000.00	0	\$0.00	5	\$25,000.00	7,018,575.221	10,000%	01/03/2025
35	0	\$5,000.00	1	\$5,000.00	3	\$15,000.00	5,263,930.861	7,500%	12/18/2024
36	0	\$5,000.00	1	\$5,000.00	5	\$25,000.00	5,848,812.41	8,333%	01/07/2025
37	0	\$100,000.00	0	\$0.00	4	\$400,000.00	7,018,574.482	10,000%	02/05/2025
		Totals	502,336	\$6,764,175.00	1138253	\$16,508,285.00			



End of Production Prize Structure

TEXAS LOTTERY

GAME NO.2592 "GAME OF THRONES™"

April 10, 2024 - VERSION A

					Instant Payout	Total Payout				
Order Quantity:	7,018,575	Pack Size:	75	Pool Size:	120,000	Winners:	1,640,589	Prize Fund:	\$23,272,460.00	\$23,875,460.00
Price Point:	\$5.00	Packs/Game:	93,581	Number of Pools:	58.49	Non-winners:	5,377,986	Payout:	66.32%	68.04%
Revenue:	\$35,092,875.00	Packs/Pool:	1,600			Overall Odds:	4.2781			

Kind	Wins	Tier	Get	Win	Value	Odds (1 in)	Winners			Total Prize Cost	% Prize Fund
		Level					Pack	Pool	Total		
Low Tiers											
01	1	L	\$5	\$5	\$5.00	9.9994	7.50	12,000.00	701,903	\$3,509,515.00	14.70%
02	1	L	\$10	\$10	\$10.00	25.0005	3.00	4,800.00	280,737	\$2,807,370.00	11.76%
03	2	L	\$5 x 2	\$10	\$10.00	24.9952	3.00	4,800.00	280,797	\$2,807,970.00	11.76%
Total (\$10.00):						12.4989	6.00	9,600.00	561,534	\$5,615,340.00	23.52%
04	1	L	\$20	\$20	\$20.00	300.5685	0.25	400.00	23,351	\$467,020.00	1.96%
05	2	L	\$10 x 2	\$20	\$20.00	149.8351	0.50	800.00	46,842	\$936,840.00	3.92%
06	3	L	\$10 + (\$5 x 2)	\$20	\$20.00	150.0273	0.50	800.00	46,782	\$935,640.00	3.92%
07	4	L	\$5 x 4	\$20	\$20.00	149.9728	0.50	800.00	46,799	\$935,980.00	3.92%
Total (\$20.00):						42.8552	1.75	2,800.00	163,774	\$3,275,480.00	13.72%
Total (Low Tiers):						4.9177	15.25	24,400.00	1,427,211	\$12,400,335.00	51.94%
Mid Tiers											
08	1	M	\$25	\$25	\$25.00	300.0930	0.25	400.00	23,388	\$584,700.00	2.45%
09	1	M	\$5 (5X)	\$25	\$25.00	300.0160	0.25	400.00	23,394	\$584,850.00	2.45%
10	3	M	(\$10 x 2) + \$5	\$25	\$25.00	300.5685	0.25	400.00	23,351	\$583,775.00	2.45%
11	5	M	\$5 x 5	\$25	\$25.00	300.0160	0.25	400.00	23,394	\$584,850.00	2.45%
Total (\$25.00):						75.0433	1.00	1,600.00	93,527	\$2,338,175.00	9.79%
12	1	M	\$50	\$50	\$50.00	300.0930	0.25	400.00	23,388	\$1,169,400.00	4.90%
13	1	M	\$5 (10X)	\$50	\$50.00	299.3251	0.25	400.00	23,448	\$1,172,400.00	4.91%
14	1	M	\$10 (5X)	\$50	\$50.00	300.0160	0.25	400.00	23,394	\$1,169,700.00	4.90%
15	10	M	\$5 x 10	\$50	\$50.00	300.5685	0.25	400.00	23,351	\$1,167,550.00	4.89%
Total (\$50.00):						75.0000	1.00	1,600.00	93,581	\$4,679,050.00	19.60%
16	1	M	\$100	\$100	\$100.00	2403.6216	0.03	50.00	2,920	\$292,000.00	1.22%
17	1	M	\$10 (10X)	\$100	\$100.00	1204.9056	0.06	100.00	5,825	\$582,500.00	2.44%
18	1	M	\$20 (5X)	\$100	\$100.00	1202.0166	0.06	100.00	5,839	\$583,900.00	2.45%
19	7	M	(\$25 x 2) + (\$10 x 5)	\$100	\$100.00	2397.0543	0.03	50.00	2,928	\$292,800.00	1.23%
20	20	M	\$5 x 20	\$100	\$100.00	1459.4666	0.05	81.00	4,809	\$480,900.00	2.01%
Total (\$100.00):						314.4382	0.24	381.00	22,321	\$2,232,100.00	9.35%
21	1	M	\$200	\$200	\$200.00	12291.7250	0.01	10.00	571	\$114,200.00	0.48%
22	1	M	\$20 (10X)	\$200	\$200.00	7886.0393	0.01	15.00	890	\$178,000.00	0.75%
23	3	M	\$25 (5X) + \$10 (5X) + \$5 (5X)	\$200	\$200.00	7975.6534	0.01	15.00	880	\$176,000.00	0.74%
24	20	M	\$10 x 20	\$200	\$200.00	11835.7083	0.01	10.00	593	\$118,600.00	0.50%
Total (\$200.00):						2392.1524	0.03	50.00	2,934	\$586,800.00	2.46%

25	1	M	\$500	\$500	\$500.00	40336.6379	0.00	3.00	174	\$87,000.00	0.36%
26	1	M	\$50 (10X)	\$500	\$500.00	38563.5989	0.00	3.00	182	\$91,000.00	0.38%
27	1	M	\$100 (5X)	\$500	\$500.00	43593.6335	0.00	3.00	161	\$80,500.00	0.34%
28	9	M	(\$200 x 2) + \$50 + \$25 + (\$5 x 5)	\$500	\$500.00	38563.5989	0.00	3.00	182	\$91,000.00	0.38%
29	20	M	(\$20 (5X) x 2) + (\$10 x 15) + (\$5 (10X) x 3)	\$500	\$500.00	41044.2982	0.00	3.00	171	\$85,500.00	0.36%
Total (\$500.00):						8067.3276	0.01	15.00	870	\$435,000.00	1.82%
Total (Mid Tiers):						32.9151	2.28	3,646.00	213,233	\$10,271,125.00	43.02%
High Tiers											
30	1	H	\$1,000	\$1,000	\$1,000.00	292440.6250	0.00	0.34	24	\$24,000.00	0.10%
31	1	H	\$100 (10X)	\$1,000	\$1,000.00	194960.4167	0.00	0.68	36	\$36,000.00	0.15%
32	1	H	\$200 (5X)	\$1,000	\$1,000.00	179963.4615	0.00	0.68	39	\$39,000.00	0.16%
33	20	H	\$50 x 20	\$1,000	\$1,000.00	259947.2222	0.00	0.42	27	\$27,000.00	0.11%
Total (\$1,000.00):						55702.9762	0.00	2.12	126	\$126,000.00	0.53%
34	1	H	\$5,000	\$5,000	\$5,000.00	1403715.0000	0.00	0.08	5	\$25,000.00	0.10%
35	1	H	\$1,000 (5X)	\$5,000	\$5,000.00	1754643.7500	0.00	0.08	4	\$20,000.00	0.08%
36	19	H	(\$1,000 x 2) + (\$500 x 2) + (\$200 x 5) + (\$100 x 10)	\$5,000	\$5,000.00	1169762.5000	0.00	0.08	6	\$30,000.00	0.13%
Total (\$5,000.00):						467905.0000	0.00	0.25	15	\$75,000.00	0.31%
37	1	H	\$100,000	\$100,000	\$100,000.00	1754643.7500	0.00	0.07	4 *	\$400,000.00	1.68%
Total (High Tiers):						48403.9655	0.00	2.44	145	\$601,000.00	2.52%
Total (Low Tiers + Mid Tiers + High Tiers):						4.2781	17.53	28,048.44	1,640,589	\$23,272,460.00	97.47%
Other Prize Tiers											
-	-	O	\$100 Plus Entry		\$450.00	-	-	-	1,340	\$603,000.00	2.53%
Total (Other Prize Tiers):						-	-	-	1,340	\$603,000.00	2.53%
Total :						4.2781	17.53	28,048.44	1,640,589	\$23,875,460.00	100.00%





INTEROFFICE MEMO

Ryan Mindell, Executive Director      LaDonna Castañuela, Charitable Bingo Operations Director


Payment Approval

August 16, 2024

The attached invoice(s) for service is being submitted for approval.


Vendor Name	Scientific Games
P.O. Number (if applicable)	362-24-9019RL023
Tx Game #/Name	#2592 Game of Thrones
Draw #	
Invoice Number	TX 081424
Invoice Amount	\$770,269.68

The above referenced invoice(s) have been reviewed and certified as proper, accurate and should be paid by the Texas Lottery Commission.

  
Dale Bowersock (Scratch Ticket Strategy Coordinator)

8/16/2024      JB 8/16/2024  
Date

 For Will Russ  
Will Russ (Products Manager)

8/16/2024        
Date

Heidi Moreno for Robert Tirloni  
Robert Tirloni (Lottery Operations Division Director)

8/16/2024  
Date

Please return to Maria Perez in the Office of the Controller by

In an effort to close out FY 24 please forward ASAP, thank you for your help.



Invoice: TX 081424  
"TX 2592 GAME OF THRONES™"  
August 14, 2024

Supplier : Scientific Games International  
1500 Bluegrass Lakes Parkway  
Alpharetta, Georgia 30004 USA


Customer : TEXAS LOTTERY  
Attn: Accounts Payable  
P.O. BOX 16630  
AUSTIN,TX 78761-6630  
United States

<u>Game</u>	<u>Shipment</u>	<u>Description</u>	<u>Quantity</u>	<u>Price Per</u>	<u>Total Amount</u>	<u>SG Invoice #</u>
TX-2592	1	TX 2592 GAME OF THRONES	3,497,775	106.88 \$	373,842.19	1048833
Additional Charges: Pack inserts Printed on Foil Stock (up to 200,000 pieces)			94,420	0.139 \$	13,124.38	
Additional Charges: HD Games Set-up Fee			1	3500 \$	3,500.00	
Additional Charges: Dimension Set-up Fee			1	3500 \$	3,500.00	
TX-2592	2	TX 2592 GAME OF THRONES	3,520,800	106.88 \$	376,303.10	1048834

Total Due	<u>\$770,269.68</u>
-----------	---------------------

\*Please include the SG invoice numbers with your remittance

Due Date: September 15, 2024



The Company's website will host a Promotion microsite. Players may use the Texas Lottery® website/Luck Zone (accessible through the microsite) or the Luck Zone feature of the Texas Lottery App to enter any non-winning tickets from the Game in one (1) of four (4) promotional second-chance drawings described in Section 7 below (the **"Cash Plus Entry Prize Drawings"**) for a chance to win one (1) of one thousand three hundred forty (1,340) second-chance prizes consisting of one hundred dollar (\$100) cash plus and entry into a secondary drawing (each, a **"Cash Plus Entry Prize"**).

The name of each Cash Plus Entry Prize Winner will be entered automatically in one (1) of four (4) drawings described in Section 8 below (the **"Event Drawings"**) for a chance to win one (1) of ten (10) trip prizes (each a **"Trip Prize"**) to Calistoga, California, to participate as a contestant (each a **"Contestant"**) in the *THE SEVEN KINGDOMS EXPERIENCE* event (the **"Event"**).

**5. ALLOCATION FOR LICENSE FEE, PROGRAM FEE, CASH PLUS ENTRY PRIZE & TRIP PRIZE FULFILLMENT, PROMOTION SERVICES, AND MANUFACTURING AND PROMOTIONAL SUPPORT**

TLC shall allocate the following:

- a) The license fee (**"License Fee"**) for the use of the Licensed Property shall be two and one-half percent (2.5%) of actual sales and shall not exceed eight hundred eight-five thousand dollars (\$885,000);
- b) A total of six hundred three thousand dollars (\$603,000) of the prize pool of the Eligible Game for the Company to fulfill all \$100 Cash Plus Entry Prizes and to provide Promotion-related services and manufacturing and promotional support. This amount reflects an allocation of four hundred fifty dollars (\$450) to each \$100 Cash Plus Entry Prize, to be invoiced and paid as provided in Section 14 below. The Company shall provide fulfillment of the cash portion of the one thousand three hundred forty (1,340) one hundred dollar (\$100) second-chance Cash Plus Entry Prizes on behalf of TLC. The Cash Plus Entry Prizes and allocated amounts shall be distributed in the Eligible Game as follows:

Game Price Point	Allocation for each \$100 Cash	Allocation for each Entry (\$350)	Total Cash Plus Entry Prizes Awarded	# Second-Chance Drawings	Winners Per Drawing
\$5.00	\$134,000	\$469,000	1340	4	335
Total Allocation		\$603,000			

## Scratch Ticket Game Closing Analysis

08/28/22      Thru      08/31/24

### Average Number of Weeks for 85% Average Sell Through

Print Quantities	Price Point				Price Point				
	\$1	\$2	\$3	\$5	\$10	\$20	\$30	\$50	\$100
< 5M	None	None	None	None	*Week 27	None	None	None	None
5M-9.99M	*Week 22	Week 20	Week 13	Week 20	Week 22	None	None	None	None
10M-14.99M	*Week 15	*Week 28	None	*Week 48	None	*Week 37	None	None	None
15M-19.99M	Week 44	None	None	None	None	*Week 35	None	None	None
20M-24.99M	None	None	None	None	None	None	None	None	None
25M-29.99M	None	None	None	None	None	*Week 63	None	None	None
30M-34.99M	None	*Week 65	*Week 68	*Week 28	None	None	None	None	None
>=35M	None	None	None	*Week 52	*Week 54	None	None	None	None

### Average Weekly Dollar Sales at 85% Average Sell Through

Print Quantities	Price Point				Price Point				
	\$1	\$2	\$3	\$5	\$10	\$20	\$30	\$50	\$100
< 5M	None	None	None	None	\$1,295,512	None	None	None	None
5M-9.99M	\$386,976	\$781,096	\$1,232,303	\$1,696,811	\$2,627,029	None	None	None	None
10M-14.99M	\$649,617	\$620,682	None	\$1,077,365	None	\$4,652,039	None	None	None
15M-19.99M	\$350,256	None	None	None	None	\$8,401,824	None	None	None
20M-24.99M	None	None	None	None	None	None	None	None	None
25M-29.99M	None	None	None	None	None	\$6,794,150	None	None	None
30M-34.99M	None	\$783,971	\$1,222,418	\$4,625,724	None	None	None	None	None
>=35M	None	None	None	\$4,803,626	\$7,966,148	None	None	None	None

None = no games at this level with 85% sell through

\* only one game at this level with 85% sell through

Excludes Promotional Tickets

Unaudited - For Internal Use Only