

**TEXAS DEPARTMENT OF LICENSING AND REGULATION**

**Scratch Ticket Game Closing Analysis**

**SUMMARY REPORT**

**Scratch Ticket Information**

Date Completed

6/22/2026

Game #	2723	Confirmed Packs	3,100
Game Name	Lucky 7s Tripler	Active Packs	2,563
Quantity Printed	5,024,925	Warehouse Packs	-
Price Point	\$5	Returned Packs	47
Start Date	3/16/2026	Printed Payout Percentage	68.36%
Top Prize	\$ 100,000	Percent Sold	89.63%
Number of Top Prizes Remaining	0	Number of Weeks Out	14

**Current Game Sales Analysis**

TANGIBLE COSTS

**Expenditure Impact:**

Cost to print tickets	\$ 798,250	Actual Ticket Production Costs
Prize payout expense	\$ 14,779,685	Data from Instant Ticket Tier Liability Screen in ES

**Estimated Direct Costs** \$ 15,577,935

TANGIBLE BENEFITS

**Revenue Impact:**

Estimated sales	\$ 22,519,201	Based on # of tkts printed, times % sold from DaVinci report, times the price point
<b>Total Estimated Benefits</b>	<u><u>\$ 22,519,201</u></u>	

**Excess of Revenue over Expended** \$ 6,941,266

INTANGIBLE POSITIVE BENEFITS:

- Allows for open bin space for new games at same price point with higher average weekly sales.
- Allows retailers to return inventory to Texas Lottery that is not selling thus releasing their financial burden

INTANGIBLE NEGATIVE BENEFITS:

- There are still valuable prizes remaining in this game.

Assumptions:

- Estimated sales revenue is calculated based on the number of tickets printed times the percent sold from the DaVinci report. The percent sold amount is based on pack settlements. Some partial packs could be returned thus slightly reducing the sales revenue amount reported above.

**Weekly Sales Comparison Information**

	<u>Previous 3 Weeks Sales from DaVinci</u>	
Most recent week sales	\$	448,235
Next week	\$	613,920
Next week	\$	809,615
<b>Avg Weekly Sales Current Game</b>	<b>\$</b>	<b>623,923</b>
Avg Weekly Sales \$5; 5M-9.99M Qty	\$	1,650,766
<b>Percentage Of Variance In Sales</b>		<b>62%</b>

TEXAS DEPARTMENT OF LICENSING AND REGULATION

Scratch Ticket Game Closing Analysis  
RECOMMENDATION AND APPROVALS

Instant Ticket Information

Game #	2723	Printed Payout Percentage	68.36%
Game Name	Lucky 7s Tripler	Actual Payout Percentage	65.63%
Percent Sold	89.63%	Number of Weeks Out	14
Average # of Weeks for 85% Sell-through for Same Price Point Game With Similar Print Run.			18

Recommendation

Based on the findings in this Summary Report, I am recommending closing the above game.

Products recommends closing the above game based on the below business reason(s):

\_\_\_\_\_  
\_\_\_\_\_  
\_\_\_\_\_

Not Required - All Top Prizes Claimed

\_\_\_\_\_  
Scratch Ticket Strategy Coordinator

\_\_\_\_\_  
Date

Not Required - All Top Prizes Claimed

\_\_\_\_\_  
Products Manager

\_\_\_\_\_  
Date

By signing below, I agree with the recommendation of the Products Department Staff to close the above game.

Not Required - All Top Prizes Claimed

\_\_\_\_\_  
Lottery Operations Division Director

\_\_\_\_\_  
Date

Not Required - All Top Prizes Claimed

\_\_\_\_\_  
Chief Financial Officer

\_\_\_\_\_  
Date

Not Required - All Top Prizes Claimed

\_\_\_\_\_  
Executive Director\*

\_\_\_\_\_  
Date

\*Executive Director Order No. 01-26 delegates authority to the Lottery & Charitable Bingo Deputy Executive Director.



# Play the Games of Texas!

**Da Vinci Report**
**6/22/26**

**Week End Date: 6/20/26**

Product Line	Game	\$	Tix Run	Name	Start	Call	Close	Wks	% Sold	Confirmed	Active	Ware	Return	Net Sales			
														6/20/26	6/13/26	6/6/26	5/30/26
Mature	2751	\$5	7,319,250	AZULEJOS	2/2/26			20	76.13%	6,109	4,464	9,361	247	\$622,595.00	\$678,415.00	\$825,380.00	\$866,395.00
	2667	\$5	17,339,625	BINGO TIMES 20	12/1/25			29	51.04%	7,484	5,539	97,556	431	\$997,340.00	\$1,019,300.00	\$1,161,260.00	\$1,075,790.00
	2430	\$5	20,201,100	BONUS BREAK THE BANK	7/7/25			50	51.83%	9,217	5,563	113,396	22	\$780,470.00	\$905,790.00	\$899,445.00	\$835,320.00
	2720	\$5	5,121,825	CHAMELEON CASH	2/16/26			18	87.72%	2,967	2,511	413	405	\$320,320.00	\$408,660.00	\$502,245.00	\$604,665.00
	2683	\$5	11,380,950	EMERALD 7S	9/2/25			42	69.36%	1,220	1,040	43,333	70	\$140,675.00	\$157,735.00	\$171,045.00	\$185,960.00
	2660	\$5	7,183,425	IN THE GREEN	3/2/26			16	60.80%	5,302	4,556	25,295	46	\$583,090.00	\$649,725.00	\$771,740.00	\$829,330.00
	2723	\$5	5,024,925	LUCKY 7S TRIPLER	3/16/26			14	89.63%	3,100	2,563	0	47	\$448,235.00	\$613,920.00	\$809,615.00	\$999,435.00
	2648	\$5	59,199,675	SUPER LOTERIA	4/21/25			61	86.10%	38,560	12,341	53,364	38	\$3,342,200.00	\$3,316,555.00	\$3,486,930.00	\$3,557,620.00
	2636	\$10	8,177,500	\$1,000,000 RICHES	2/2/26			20	54.38%	11,467	6,524	53,149	26	\$1,249,340.00	\$1,366,200.00	\$1,451,740.00	\$1,508,700.00
	2668	\$10	22,393,250	\$250,000 50X CASHWORD	9/15/25			40	52.24%	25,630	9,271	174,545	51	\$2,931,470.00	\$3,038,730.00	\$3,207,370.00	\$3,025,690.00
	2713	\$10	11,808,600	100X THE CASH	1/5/26			24	47.29%	14,972	7,177	99,005	35	\$1,450,450.00	\$1,682,200.00	\$1,794,420.00	\$1,751,980.00
	2632	\$10	8,199,350	777	3/2/26			16	61.92%	15,595	8,591	34,900	25	\$1,944,150.00	\$2,114,160.00	\$2,285,290.00	\$2,274,860.00
	2676	\$10	25,087,000	LIMITED EDITION MEGA LOTERIA	6/23/25			52	72.29%	27,920	8,176	97,748	66	\$2,934,120.00	\$2,983,670.00	\$3,173,060.00	\$3,158,880.00
	2705	\$10	8,182,700	LUCKY MATCH	12/1/25			29	53.91%	6,127	3,810	61,459	1,524	\$533,160.00	\$610,080.00	\$689,470.00	\$685,080.00
	2669	\$10	34,459,550	MEGA LOTERIA	8/4/25			46	62.10%	38,235	10,788	206,094	53	\$4,495,010.00	\$4,548,720.00	\$4,737,860.00	\$4,719,080.00
	2744	\$20	6,105,050	\$1,000,000 CASH!	12/1/25			29	49.00%	11,536	5,109	104,346	24	\$980,300.00	\$1,042,340.00	\$1,117,320.00	\$1,172,820.00
	2658	\$20	15,267,250	\$1,000,000 CROSSWORD	6/16/25			53	84.20%	40,566	9,906	39,574	76	\$4,810,460.00	\$4,668,380.00	\$5,038,220.00	\$4,987,480.00
	2714	\$20	7,131,450	200X THE CASH	1/5/26			24	49.69%	16,168	6,071	117,431	47	\$1,635,680.00	\$1,651,140.00	\$1,885,880.00	\$1,958,420.00
	2685	\$20	9,157,950	DIAMOND 7S	9/2/25			42	47.13%	6,254	2,998	182,184	104	\$663,620.00	\$726,320.00	\$768,080.00	\$846,780.00
	2655	\$20	8,197,525	EXTREME MULTIPLIER	8/4/25			46	68.65%	9,914	3,912	86,514	23	\$1,018,680.00	\$1,029,500.00	\$1,169,120.00	\$1,221,420.00
	2671	\$20	6,086,825	INSTANT MILLIONS	10/20/25			35	72.53%	11,594	5,146	47,026	33	\$1,106,460.00	\$1,159,340.00	\$1,278,720.00	\$1,330,020.00
	2722	\$20	6,064,025	MEGA MILLIONAIRE	2/16/26			18	43.39%	17,995	6,999	107,462	27	\$1,707,140.00	\$1,743,000.00	\$1,977,860.00	\$2,129,920.00
	2653	\$20	24,210,225	MILLION DOLLAR LOTERIA	7/21/25			48	73.41%	62,384	12,313	173,587	95	\$8,008,180.00	\$7,904,720.00	\$8,366,660.00	\$8,497,340.00
	2725	\$20	6,119,075	POWER 20S	3/16/26			14	31.18%	20,655	7,699	136,831	44	\$1,623,100.00	\$1,708,980.00	\$1,961,740.00	\$2,047,940.00
	2661	\$30	6,107,225	PREMIER PLAY	8/4/25			46	51.24%	8,507	4,913	103,406	42	\$1,168,980.00	\$1,197,690.00	\$1,224,990.00	\$1,201,020.00
	2624	\$50	6,039,620	\$5 MILLION ROYALE	4/21/25			61	61.23%	9,193	3,484	102,241	43	\$1,564,350.00	\$1,547,300.00	\$1,614,450.00	\$1,665,400.00
	2589	\$50	6,082,060	500X	9/16/24			92	86.77%	4,833	1,969	32,074	25	\$1,017,550.00	\$992,200.00	\$1,060,300.00	\$1,048,250.00
	2659	\$50	8,031,760	500X LOTERIA SPECTACULAR	9/15/25			40	54.12%	27,026	8,100	144,685	54	\$5,737,600.00	\$5,494,050.00	\$5,876,450.00	\$5,770,300.00
	2689	\$50	5,002,420	CASINO MILLIONS	1/20/26			22	36.68%	15,432	5,936	133,130	30	\$2,855,000.00	\$2,738,650.00	\$2,928,350.00	\$2,958,300.00
	2677	\$50	4,651,020	GOLDEN RICHES	11/17/25			31	48.10%	13,001	4,414	100,481	31	\$2,162,550.00	\$2,110,150.00	\$2,232,700.00	\$2,290,500.00
	2590	\$50	6,119,700	X	1/21/25			74	61.58%	5,565	2,026	108,466	32	\$885,150.00	\$898,900.00	\$974,100.00	\$991,350.00
	2400	\$100	10,379,010	\$20 MILLION SUPREME	5/16/22			214	83.72%	3,660	1,371	105,106	60	\$1,054,600.00	\$986,500.00	\$1,054,300.00	\$973,600.00
	2665	\$100	5,645,205	\$5,000,000 FORTUNE	2/3/25			72	47.75%	11,351	3,841	178,419	96	\$2,368,700.00	\$2,129,800.00	\$2,307,800.00	\$2,403,500.00

Liability for 2723 / LUCKY 7S TRIPLER

Tier	Reference	Tier Value	Outstanding Tier Count	Outstanding Tier Amount	Tickets Paid	Amount Paid	Estimated Tickets Sold	Percent Paid	Last Date Cashed
1	1	\$5.00	98,070	\$490,350.00	437076	\$2,185,380.00	4,104,065.282	8,167%	06/21/2026
2	2	\$10.00	24,878	\$248,780.00	162158	\$1,621,580.00	4,356,550.547	8,670%	06/21/2026
3	3	\$10.00	17,863	\$178,630.00	89020	\$890,200.00	4,185,126.012	8,329%	06/21/2026
4	4	\$15.00	13,860	\$207,900.00	93829	\$1,407,435.00	4,378,197.289	8,713%	06/21/2026
5	5	\$15.00	8,867	\$133,005.00	44980	\$674,700.00	4,197,469.246	8,353%	06/21/2026
6	6	\$20.00	3,313	\$66,260.00	23421	\$468,420.00	4,402,213.228	8,761%	06/21/2026
7	7	\$20.00	6,420	\$128,400.00	33845	\$676,900.00	4,223,732.438	8,406%	06/21/2026
8	0	\$30.00	4,193	\$125,790.00	22541	\$676,230.00	4,236,808.35	8,432%	06/21/2026
9	0	\$30.00	4,767	\$143,010.00	35498	\$1,064,940.00	4,430,020.803	8,816%	06/21/2026
10	0	\$50.00	2,278	\$113,900.00	11981	\$599,050.00	4,222,149.269	8,402%	06/21/2026
11	0	\$50.00	1,776	\$88,800.00	14005	\$700,250.00	4,459,417.947	8,875%	06/21/2026
12	0	\$100.00	445	\$44,500.00	2403	\$240,300.00	4,239,780.469	8,438%	06/21/2026
13	0	\$100.00	808	\$80,800.00	6282	\$628,200.00	4,452,267.821	8,860%	06/21/2026
		<b>Totals</b>	<b>189,207</b>	<b>\$2,396,375.00</b>	<b>989219</b>	<b>\$14,779,685.00</b>			

14	0	\$100.00	415	\$41,500.00	3281	\$328,100.00	4,460,708.583	8,877%	06/21/2026	
15	0	\$100.00	525	\$52,500.00	3725	\$372,500.00	4,404,198.971	8,765%	06/21/2026	
16	0	\$250.00	86	\$21,500.00	630	\$157,500.00	4,421,372.556	8,799%	06/20/2026	
17	0	\$250.00	222	\$55,500.00	1205	\$301,250.00	4,243,191.748	8,444%	06/21/2026	
18	0	\$250.00	165	\$41,250.00	1251	\$312,750.00	4,439,393.485	8,835%	06/21/2026	
19	0	\$500.00	18	\$9,000.00	123	\$61,500.00	4,383,445.213	8,723%	06/12/2026	
20	0	\$500.00	65	\$32,500.00	644	\$322,000.00	4,564,247.813	9,083%	06/21/2026	
21	0	\$500.00	76	\$38,000.00	625	\$312,500.00	4,480,139.979	8,916%	06/21/2026	
22	0	\$500.00	85	\$42,500.00	628	\$314,000.00	4,425,880.644	8,808%	06/21/2026	
23	0	\$1,000.00	1	\$1,000.00	11	\$11,000.00	4,606,181.336	9,167%	06/02/2026	
24	0	\$1,000.00	1	\$1,000.00	14	\$14,000.00	4,689,929.97	9,333%	06/17/2026	
25	0	\$1,000.00	5	\$5,000.00	16	\$16,000.00	3,828,514.243	7,619%	06/10/2026	
26	0	\$1,000.00	5	\$5,000.00	23	\$23,000.00	4,127,616.943	8,214%	06/03/2026	
27	0	\$100,000.00	0	\$0.00	4	\$400,000.00	5,024,924.884	10,000%	06/03/2026	
		<b>Totals</b>	<b>189,207</b>	<b>\$2,396,375.00</b>	<b>989219</b>	<b>\$14,779,685.00</b>				

NO. OF TICKETS (+/-2%): 5,024,925  
 NO. POOLS: 13.96  
 PACK SIZE: 75  
 PACKS/POOL: 4,800  
 PACKS/GAME: 66,999

Minimum Quantity: 4,939,200  
 Maximum Quantity: 5,140,800

TEXAS LOTTERY  
 "LUCKY 7s TRIPLER" - GAME NO. 2723  
 END OF PRODUCTION PRIZE STRUCTURE  
 15-Feb-26

5,024,925 \$5 TICKETS \$25,124,625 REVENUE PRIZE FUND \$17,176,060 PAYOUT % 68.36%

PRIZE TIER	PRIZE CODE	TIER CODE	GET:	# OF WAYS TO WIN:	WIN:	ODDS OF 1 IN:	WINNERS IN 13.96 POOLS	WINNERS IN 75 (PER PACK*)	WINNERS IN 360,000 (Per Pool)	PRIZE COST	PERCENT OF PRIZE FUND **	VALIDATION TIER LEVELS
1	1	L	\$5	1	\$5	9.39	535,146	7.99	38,339	\$2,675,730	15.58%	
2	2	L	\$5 x 2	2	\$10	26.87	187,036	2.79	13,400	\$1,870,360	10.89%	
3	3	L	\$10	1	\$10	47.01	106,883	1.60	7,657	\$1,068,830	6.22%	
4	4	L	\$5"TRP"	1	\$15	46.66	107,689	1.61	7,715	\$1,615,335	9.40%	
5	5	L	\$15	1	\$15	93.32	53,847	0.80	3,858	\$807,705	4.70%	
6	6	L	\$10 x 2	2	\$20	187.96	26,734	0.40	1,915	\$534,680	3.11%	LOW-TIER
7	7	L	\$20	1	\$20	124.80	40,265	0.60	2,885	\$805,300	4.69%	54.60%
8	0	M	\$30	1	\$30	187.96	26,734	0.40	1,915	\$802,020	4.67%	****
9	0	M	\$10"TRP"	1	\$30	124.80	40,265	0.60	2,885	\$1,207,950	7.03%	****
10	0	M	\$50	1	\$50	352.40	14,259	0.21	1,000	\$712,950	4.15%	
11	0	M	\$10"TRP" + \$10 x 2	3	\$50	318.42	15,781	0.23	1,110	\$789,050	4.59%	
12	0	M	\$100	1	\$100	1,764.37	2,848	0.04	200	\$284,800	1.66%	
13	0	M	\$20 x 5	5	\$100	708.73	7,090	0.10	500	\$709,000	4.13%	
14	0	M	\$10 + \$30"TRP"	2	\$100	1,359.56	3,696	0.05	260	\$369,600	2.15%	
15	0	M	\$50 x 2	2	\$100	1,182.34	4,250	0.06	300	\$425,000	2.47%	
16	0	M	\$30 x 3 + \$50"TRP" + \$10	5	\$250	7,018.05	716	0.01	50	\$179,000	1.04%	
17	0	M	\$250	1	\$250	3,521.32	1,427	0.02	100	\$356,750	2.08%	
18	0	M	\$10 x 10 + \$50"TRP"	11	\$250	3,548.68	1,416	0.02	100	\$354,000	2.06%	
19	0	M	\$500	1	\$500	35,637.77	141	0.00	10	\$70,500	0.41%	
20	0	M	\$20 x 5 + \$100"TRP" + \$50 x 2	8	\$500	7,087.34	709	0.01	50	\$354,500	2.06%	
21	0	M	\$20 x 10 + \$100"TRP"	11	\$500	7,168.22	701	0.01	50	\$350,500	2.04%	MID-TIER
22	0	M	\$10 x 5 + \$20 x 5 + \$50"TRP" + \$100 x 2	13	\$500	7,047.58	713	0.01	50	\$356,500	2.08%	42.63%
23	0	H	\$1,000	1	\$1,000	418,743.75	12	0.00	0.86	\$12,000	0.07%	
24	0	H	\$250"TRP" + \$100 x 2 + \$50	4	\$1,000	334,995.00	15	0.00	1.07	\$15,000	0.09%	
25	0	H	\$500 x 2	2	\$1,000	239,282.14	21	0.00	1.50	\$21,000	0.12%	
26	0	H	\$20 x 10 + \$50 x 6 + \$100 x 5	21	\$1,000	179,461.61	28	0.00	2.01	\$28,000	0.16%	HIGH-TIER
27	0	H	\$100,000	1	\$100,000	1,256,231.25	4 ***	0.00	0.29	\$400,000	2.33%	2.77%
						4.26	1,178,426	17.57	84,355.22	\$ 17,176,060	100.00%	100.00%

"TRP" = Win TRIPLE the prize by revealing one (1) "777" Play Symbol.

Odds Tolerance  
0.0005

4.2641  
4.2636 Odds Min  
4.2646 Odds Max



# TEXAS DEPARTMENT OF LICENSING & REGULATION

LOTTERY & CHARITABLE BINGO DIVISION  
P.O. Box 16630 • Austin, Texas 78761-6630  
Phone (512) 344-5000 • FAX (512) 478-3682 • Bingo FAX (512) 344-5142  
texaslottery.com • txbingo.org







## Payment Approval

February 25, 2026

The attached invoice(s) for service is being submitted for approval.

<b>Vendor Name</b>	<b>Pollard Banknote Limited</b>
<b>P.O. Number (if applicable)</b>	26-0311
<b>Tx Game #/Name</b>	Game #2723 Lucky 7s Tripler
<b>Draw #</b>	
<b>Invoice Number</b>	8552129
<b>Invoice Amount</b>	<b>\$798,250.26</b>

The above referenced invoice(s) have been reviewed and certified as proper, accurate and should be paid by the Tx Dept of Licensing & Regulation Lottery & Charitable Bingo Division.

		
_____ Dale Bowersock (Scratch Ticket Strategy Coordinator)	2/25/2026 Date	JB 2/25/2026
		
_____ Will Russ (Products Manager)	2/26/2026 Date	
		
_____ Kelly Stuckey (Interim Lottery Operations Director)	2/26/2026 Date	

Please return to Maria Perez in the Office of the Controller by

**March 7, 2026**



140 Otter Street  
 Winnipeg, Manitoba  
 Canada R3T 0M8  
 Phone: (204) 474-2323  
 Fax: (204) 453-1375

**INVOICE NO.: 8552129**

<b>Sold To:</b> Texas Lottery Texas Department of Licensing and Regulation P.O. Box 16630 Austin, TX 78761-6630 United States	<b>Ship To:</b> Texas Lottery Texas Department of Licensing and Regulation P.O. Box 16630 Austin, TX 78761-6630 United States
<b>Terms:</b> Net 30 days after date of invoice	<b>Due Date:</b> March 25, 2026


Invoice Date	Order No.	Your Order	Customer No.
February 23, 2026	1269696		5008

**Order name:** LUCKY 7s TRIPLER #2723  
**PO Number:**

Product Description	Quantity	Unit Price	Amount
Ticket Size 4 x 8	5,024,925	52.67 /M	264,662.80
Spectrum Scratch FXtra™	5,024,925	85.44 /M	429,329.59
Four colour process / Spectrum overprints	5,024,925	8.00 /M	40,199.40
Flood UV varnish on ticket front	5,024,925	1.92 /M	9,647.86
Integrated Overprints / Continuous Image	5,024,925	4.80 /M	24,119.64
Multiple Play Area	5,024,925	1.92 /M	9,647.86
Spectrum Scratch FXtra®	1	8,910.00 Ea	8,910.00
Inserts	1	11,733.12 Ea	11,733.12

Under unit price '/M' = price per thousand.

<b>Before Taxes:</b>	798,250.26 <b>USD</b>
<b>Freight:</b>	0.00
<b>Deposit:</b>	0.00
<b>Amount Due:</b>	798,250.26 <b>USD</b>



## Scratch Ticket Game Closing Analysis

02/25/24 Thru 02/28/26

### Average Number of Weeks for 85% Average Sell Through (2 Years)

Print Quantities	Price Point				Price Point				
	\$1	\$2	\$3	\$5	\$10	\$20	\$30	\$50	\$100
< 5M	None	None	None	Week 17*	None	None	None	Week 57*	None
5M-9.99M	Week 17	Week 27	Week 22*	Week 18	Week 25	Week 37*	None	Week 74*	None
10M-14.99M	Week 22	None	None	Week 31*	None	None	None	None	None
15M-19.99M	None	None	None	None	None	Week 58*	None	None	None
20M-24.99M	None	Week 41*	None	None	Week 70*	None	None	None	None
25M-29.99M	None	None	None	None	Week 43*	Week 69*	None	None	None
30M-34.99M	None	None	None	None	None	None	None	None	None
>=35M	None	None	Week 102*	Week 45*	None	None	None	None	None

### Average Weekly Dollar Sales at 85% Average Sell Through

Print Quantities	Price Point				Price Point				
	\$1	\$2	\$3	\$5	\$10	\$20	\$30	\$50	\$100
< 5M	None	None	None	\$1,271,429	None	None	None	\$3,109,504	None
5M-9.99M	\$489,333	\$430,424	\$702,708	\$1,650,766	\$2,831,019	\$2,351,123	None	\$4,557,105	None
10M-14.99M	\$460,807	None	None	\$1,548,488	None	None	None	None	None
15M-19.99M	None	None	None	None	None	\$4,503,279	None	None	None
20M-24.99M	None	\$1,001,893	None	None	\$2,694,222	None	None	None	None
25M-29.99M	None	None	None	None	\$5,056,047	\$6,320,244	None	None	None
30M-34.99M	None	None	None	None	None	None	None	None	None
>=35M	None	None	\$886,639	\$4,773,034	None	None	None	None	None

None = no games at this level with 85% sell through

\* only one game at this level with 85% sell through

Excludes Promotional Tickets

Unaudited - For Internal Use Only